



Board of Trustees Meeting

April 24, 2024

5:00 PM



**Stark Area Regional Transit Authority
Board of Trustees Meeting
March 27, 2024, at 5:00 PM**

Mr. Reinhard called the meeting to order at 5:05 PM.

Attendance

Board (Quorum Present)

James Reinhard (Vice President); Greg Blasiman; Margaret Egbert; Rex Morey; Myra Watkins.

Excused

Ron Macala (President); NaSheka Lemons-Combs; Chet Warren

Ms. Egbert moved to accept the excused absences. Mr. Blasiman seconded the motion; vote passed unanimously.

Staff

Kirt Conrad (Executive Director/CEO); Mark Finnicum (Chief Operations Officer); Carrie Domer (Director, Finance); Latrice Virola (Director, Customer Relations); Clayton Popik (Director, Development & Special Projects); Tammy Marie Brown (Director, Human Resources).

Other

Paul Malesick (KWGD).

Approval/Correction of Meeting Minutes

February 28, 2024

Ms. Egbert moved to adopt the meeting minutes. Mr. Morey seconded the motion; the vote passed unanimously.

Board Committee Reports

Mr. Reinhard called a meeting for the Finance Committee and staff on April 10, 2024, at 4:00 PM.

Departmental Reports

Transportation & Maintenance – Mark Finnicum

- Ridership continues to increase.
- Met with the Hall of Fame Village about their upcoming events and transportation needs.

- The New Flyer bus arrived, and we are expecting 29 paratransit buses to begin arriving in the next two weeks.

Finance – Carrie Domer

- Currently reviewing the ERP RFP. There were five (5) submissions and the top three (3) will conduct demos of their product.
- The State Audit has officially begun.

Development & Special Projects – Clayton Popik

- The new administrative building move will take place the second week in April and the Massillon facility will begin operations at the end of April.
- Two (2) routes were started in Wayne County through Via. Plans are underway to start pilot service in Stark County.

Customer Relations – Latrice Virola

- Customer Relations will run a campaign “Get Into SARTA” to educate citizens on SARTA services and tools using video and radio spots.

Information Technology – Kirt Conrad

- IT is preparing the two new buildings for operations.
- Yard Management is underway to be implemented soon.

Human Resources – Tammy Marie Brown

- Four (4) Coach Operators obtained their CDL and are finishing peer training. A class of eleven were hired to be CDL Coach Operators.
- Two (2) Maintenance Technicians were hired. SARTA is now fully staffed for all positions.

For Your Information

Mr. Reinhard reported that Mr. Macala wish to express his gratitude for condolences and prayers he received during bereavement for his mother.

Communications from the Executive Director/CEO

- Mr. Conrad will meet with Ohio Department of Transportation and a consultant to discuss plans for Wayne County.
- Mr. Conrad participated in an APTA webinar relating to fuel cell buses.

Resolutions

#6 – A Resolution to Dispose of Obsolete and Unusable Vehicles

Ms. Egbert moved to adopt the resolution. Mr. Blasiman seconded the motion; the vote passed unanimously.

#7 – A Resolution To Enter Into A Memorandum Of Understanding Between Stark Area Regional Transit Authority And NEORide For The Responsibilities Regarding The Strengthening Mobility And Revolutionizing Transportation Grant

Mr. Morey moved to adopt the resolution. Ms. Egbert seconded the motion; the vote passed unanimously.

#8 – A Resolution To Enter Into A Memorandum Of Understanding Between Stark Area Regional Transit Authority And Ohio Transit Risk Pool For The Responsibilities Regarding The Strengthening Mobility And Revolutionizing Transportation Grant

Mr. Blasiman moved to adopt the resolution. Mr. Morey seconded the motion; the vote passed unanimously.

#9 – A Resolution To Renew Agreement With Masabi LLC For Mobile Ticketing Services In Partnership With Agencies of NEORide

Ms. Egbert moved to adopt the resolution. Mr. Blasiman seconded the motion; the vote passed unanimously.

#10 – A Resolution To Apply U.S. EPA Climate Pollution Reduction Grants Program Year 2024

Ms. Egbert moved to adopt the resolution. Mr. Morey seconded the motion; the vote passed unanimously.

#11 – A Resolution To Apply For Section 5339© Buses and Bus Facilities Competitive Program for Fiscal Year 2024

Mr. Morey moved to adopt the resolution. Mr. Blasiman seconded the motion; the vote passed unanimously.

Adjournment

Ms. Egbert moved to adjourn the meeting at 5:41 PM.



Transportation & Maintenance

Mark Finnicum
Chief Operations Officer

SARTA RIDERSHIP REPORT

March 2024

2024 Operating Days 21 Weekdays, 5 Saturdays

2023 Operating Days 23 Weekdays, 4 Saturdays

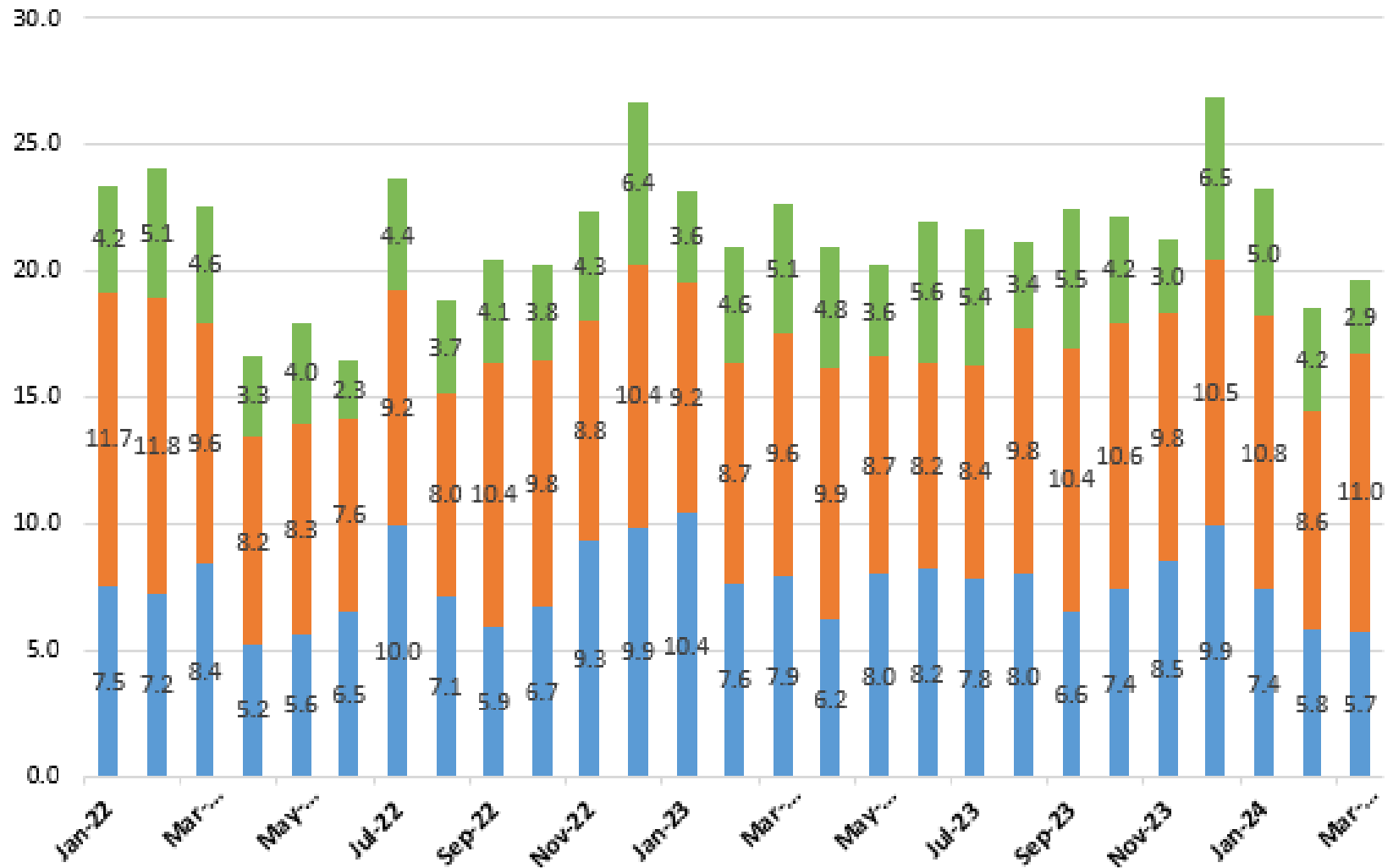
<i>Ridership</i>	CURRENT MO.				YTD			
	2024	2023	change	%	2024	2023	change	%
Fixed Route	111,715	101,397	10,318	10.18%	304,838	284,631	20,207	7.10%
Other Revenue	534	540	-6	100.00%	1,573	1,498	75	100.00%
Paratransit	10,750	12,064	-1,314	-10.89%	31,817	33,786	-1,969	-5.83%
CS-Out of county	759	1,686	-927	100.00%	2,503	4,634	-2,131	100.00%
Total	123,758	115,687	8,071	6.98%	340,731	324,549	16,182	4.99%

<i>Vehicle Operations</i>	CURRENT MO.				YTD	PRIOR YTD		
	2024	2023	change	%	2024	2023	change	%
Fixed Route	202,138	197,056	5,082	2.58%	599,847	560,667	39,180	6.99%
Other Revenue	1,559	1,626	-67	100.00%	4,604	4,625	-21	100.00%
Fixed Deadhead	9,632	10,545	-913	-8.66%	28,230	30,055	-1,825	-6.07%
Paratransit	95,617	99,409	-3,792	-3.81%	303,414	279,142	24,272	8.70%
CS-Out of county	5,987	10,950	-4,963	100.00%	26,859	36,489	-9,630	100.00%
Para Deadhead	26,718	62,456	-35,738	-57.22%	80,521	167,351	-86,830	-51.88%
Total	341,651	382,041	-40,390	-10.57%	1,043,475	1,078,328	-34,853	-3.23%

<i>Hours</i>	CURRENT MO.				YTD			
	2024	2023	change	%	2024	2023	change	%
Fixed Route	12,324	12,028	296	2.46%	36,539	34,468	2,071	6.01%
Other Revenue	35	32	3	100.00%	99	96	3	100.00%
Paratransit	6,590	6,152	438	7.13%	18,488	17,552	936	5.33%
CS-Out of county	841	1,327	-486	100.00%	2,282	3,567	-1,285	100.00%
Total	19,790	19,539	251	1.28%	57,408	55,683	1,725	3.10%

PROLINE INFRACTIONS DARA - PER 1000 ATTEMPTS

■ NO SHOW - RATE ■ LATE CANCEL - RATE ■ CANCEL AT THE DOOR - RATE



2024 Proline "Shared Ride" Service Statistics

Month	Trips Scheduled	Advanced Cancels	Same Day Cancels	No - Shows	Late Cancels	Cancels at the Door	Total Performed Trips	Vehicle Miles	Miles per Trip
January	11,745	1,714	858	87	127	59	8,900	144,918	16.18
February	11,728	1,545	799	68	101	49	9,166	144,160	15.73
March	11,664	1,471	736	67	128	34	9,288	136,680	14.81
April									
May									
June									
July									
August									
September									
October									
November									
December									
Year to Date Totals	35,137	4,730	2,393	222	356	142	27,354	425,758	15.57

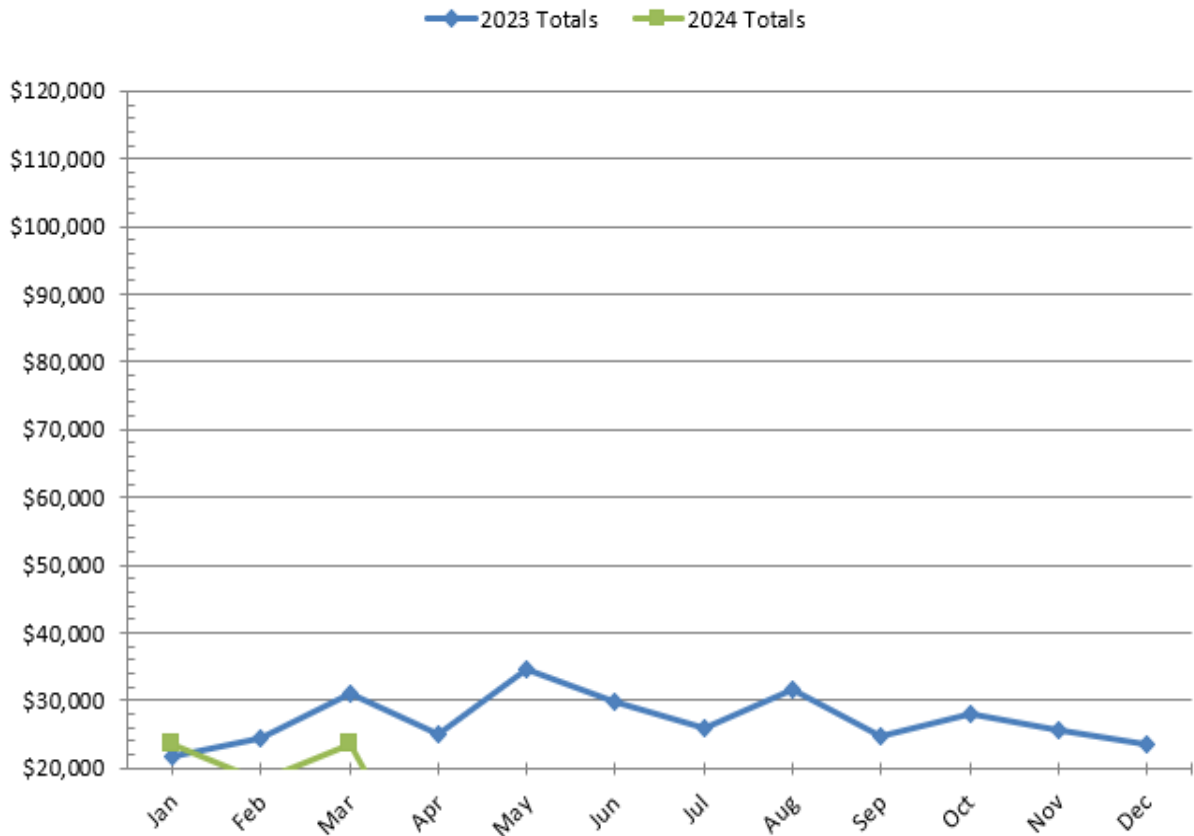
Proline "Shared Ride" Service Statistics for the month of

Month	Trips Scheduled	Advanced Cancels	Same Day Cancels	No - Shows	Late Cancels	Cancels at the Door	Total Performed Trips	Vehicle Miles	Miles per Trip
March	11,664	1,471	736	67	128	34	9,288	136,680	14.81

Pass/Ticket Sales Comparison, 2024 - 2023

2024	2024 Totals	2023	2023 Totals	Percent changed
Jan	\$23,389.25	Jan	\$21,600.00	8.28%
Feb	\$18,266.00	Feb	\$24,332.00	-24.93%
Mar	\$23,526.50	Mar	\$30,946.00	-23.98%
Apr	\$0.00	Apr	\$24,900.00	
May	\$0.00	May	\$34,629.00	
Jun	\$0.00	Jun	\$29,916.00	
Jul	\$0.00	Jul	\$25,982.00	
Aug	\$0.00	Aug	\$31,583.00	
Sep	\$0.00	Sep	\$24,805.00	
Oct	\$0.00	Oct	\$28,033.00	
Nov	\$0.00	Nov	\$25,507.00	
Dec	\$0.00	Dec	\$23,543.00	
Year-to-Date	\$65,181.75	Year-to-Date	\$76,878.00	-15.21%

Pass/Ticket Sales Comparison, 2024 - 2023



2024-2023 Ridership by Fixed Route				
Route	March 2024	March 2023	Difference	Percentage Change
4	208	326	-118	-36.20%
45	2,042	2,138	-96	-4.49%
81	5,651	6,476	-825	-12.74%
101	4,406	3,306	1,100	33.27%
102	19,365	17,119	2,246	13.12%
103	5,886	3,195	2,691	84.23%
105	7,331	6,571	760	11.57%
106	8,119	8,271	-152	-1.84%
107	6,348	3,320	3,028	91.20%
108	5,123	4,950	173	3.49%
110	6,501	4,024	2,477	61.56%
111	3,677	4,010	-333	-8.30%
113	2,783	1,874	909	48.51%
114	1,493	2,407	-914	-37.97%
117	4,073	4,118	-45	-1.09%
118	2,242	2,082	160	7.68%
119	4,427	4,743	-316	-6.66%
121	840	907	-67	-7.39%
122	0	699	-699	-100.00%
124	1,283	669	614	91.78%
125	1,391	1,707	-316	-18.51%
126	933	428	505	100.00%
128	1,315	1,143	172	15.05%
130	1,911	1,990	-79	-3.97%
131	3,489	1,930	1,559	80.78%
132	164	856	-692	-80.84%
133	0	693	-693	-100.00%
139	8,005	8,882	-877	-9.87%
151	525	380	145	38.16%
152	610	717	-107	-14.92%
153	564	680	-116	-17.06%
157	163	200	-37	-18.50%
158	290	260	0	0.00%
Total	111,158	101,071	10,087	9.98%

2024-2023 Ridership by Fixed Route

Route	March 2024	March 2023	Difference	Percentage Change
4	685	908	-223	-24.56%
45	6,227	6,165	62	1.01%
81	17,016	17,143	-127	-0.74%
101	12,261	9,102	3,159	34.71%
102	56,416	48,056	8,360	17.40%
103	12,585	8,468	4,117	48.62%
105	19,580	17,436	2,144	12.30%
106	23,402	23,600	-198	-0.84%
107	13,203	9,252	3,951	42.70%
108	15,889	14,534	1,355	9.32%
110	18,140	10,570	7,570	71.62%
111	11,642	11,384	258	2.27%
113	7,845	5,413	2,432	44.93%
114	4,457	7,135	-2,678	-37.53%
117	12,512	11,457	1,055	9.21%
118	6,882	5,868	1,014	17.28%
119	13,565	13,227	338	2.56%
121	2,122	2,577	-455	-17.66%
122	0	1,895	-1,895	-100.00%
124	3,517	1,743	1,774	100.00%
125	4,016	4,830	-814	-16.85%
126	2,792	1,390	1,402	100.00%
128	3,765	3,603	162	4.50%
130	4,547	6,349	-1,802	-28.38%
131	8,731	5,275	3,456	65.52%
132	1,569	2,789	-1,220	-43.74%
133	0	1,705	-1,705	-100.00%
139	22,254	25,857	-3,603	-13.93%
151	1,508	1,230	278	22.60%
152	1,716	1,797	-81	-4.51%
153	1,497	1,870	-373	-19.95%
157	576	532	44	8.27%
158	916	680	0	0.00%
Total	311,833	283,840	27,993	9.86%

STARK AREA REGIONAL TRANSIT AUTHORITY
MAINTENANCE DEPARTMENT

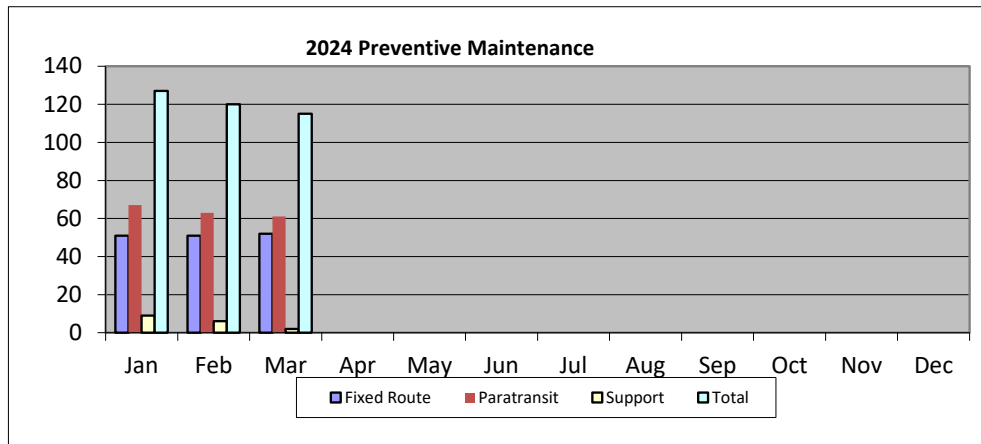
March 2024

Submitted by: Mark Finnicum

1. There was a total of 115 Preventive Maintenance Inspections
 - 52 Fixed Route Buses
 - 61 Paratransit Buses
 - 02 Support Vehicle
2. There was a total of 115 Wheelchair Inspections
3. There was a total of 10 Heat & Air Conditioning Inspections
4. There was a total of 29 Farebox Inspections
5. There was a total of 05 Front End Alignments
6. There was a total of 84 Bus Exchanges
7. There was a total of 03 CNG Recertification Inspections
8. There was a total of 11 Avail System Inspections
9. There was a total of 28 Bi-Monthly Camera Inspections
10. There was a total of 14 Road Calls
 - 13 Fixed Route Buses – 13 Towed
 - 00 Non-Revenue Vehicle – 00 Towed
 - 01 Paratransit Buses – 01 Towed
11. There was a total of 02 Warranty Repair
12. There were 00 job related injuries reported.

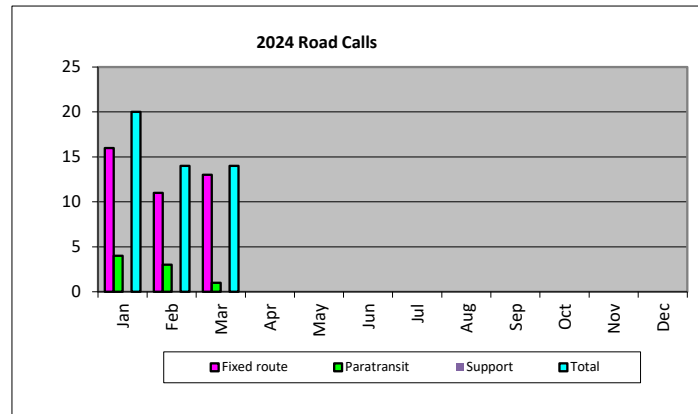
Preventive Maintenance Inspections

2024	Fixed Route	Paratransit	Support	Total
Jan	51	67	9	127
Feb	51	63	6	120
Mar	52	61	2	115
Apr				
May				
Jun				
Jul				
Aug				
Sep				
Oct				
Nov				
Dec				



Road calls

2024	Fixed route	Paratransit	Support	Total
Jan	16	4	0	20
Feb	11	3	0	14
Mar	13	1	0	14
Apr				
May				
Jun				
Jul				
Aug				
Sep				
Oct				
Nov				
Dec				



2024	Preventive Maintenance Costs	Repair Costs	Total	Diesel Gallons Used 2023	Diesel Gallons Used 2024	SARTA CNG GGE Used 2023	SARTA CNG GGE Used 2024	CNG Public Use GGE 2023	CNG Public Use GGE 2024	Hydrogen Usage KG 2023	Hydrogen Usage KG 2024
Jan	\$14,567.00	\$77,292.00	\$91,859.00	10,632	9,412	38,424	43,362	702	862	5,805	5,588
Feb	\$15,057.71	\$90,276.40	\$105,334.11	10,238	9,356	36,166	40,253	569	680	5,060	4,991
Mar	\$15,549.46	\$58,880.99	\$74,430.45	11,097	8,349	40,047	43,397	706	848	5,818	5,551
Apr				9,657		36,422		701		6,500	
May				11,345		37,440		794		6,775	
Jun				12,533		37,991		1,615		6,213	
Jul				12,243		39,644		1,955		5,827	
Aug				12,543		41,288		2,692		7,074	
Sep				9,897		38,659		3,024		6,401	
Oct				10,172		39,157		3,653		7,078	
Nov				9,951		36,301		697		6,957	
Dec				8,634		38,365		975		6,842	
Total	\$45,174.17	\$226,449.39	\$271,623.56	128,942	27,117	459,903	127,012	18,080	2,390	76,350	16,130
<i>Month Avg.</i>	<i>\$15,058.06</i>	<i>\$75,483.13</i>	<i>\$90,541.19</i>	<i>10,655.67</i>	<i>9,039</i>	<i>38,212</i>	<i>42,337</i>	<i>658.73</i>	<i>797</i>	<i>5,561</i>	<i>5,377</i>

GGE - Gasoline Gallon Equivalent



Finance

Carrie Domer
Director



Stark Area Regional Transit Authority
Comparative Balance Sheet
 For the Three Months Ending Sunday, March 31, 2024

	CURRENT YTD	LAST YTD	VARIANCE
CASH - FIFTH THIRD-MAIN CHECKING	2,084.00	0.00	2,084
CASH - FIFTH THIRD-MERCHANT ACCOUNT	35,595.00	0.00	35,595
CASH - HUNTINGTON-CHECKING	2,491,798.00	2,103,195.00	388,604
CASH - HUNT-MERCHANT TRANSACTIONS	39,301.00	36,322.00	2,979
CASH-MMA-4380	0.00	939,455.00	-939,455
CASH - SAVINGS (STAR OHIO)	1,770.00	1,229,479.00	-1,227,709
CASH - HUNT-FSA ACCOUNT	35,245.00	27,765.00	7,479
CASH - FIFTH THIRD BANK	4,340,225.00	5,863,120.00	-1,522,895
HUNTINGTON CDAR'S	1,015,400.00	1,002,119.00	13,280
IMPREST FUND - COINS	1,059.00	972.00	86
IMPREST FUND - FINANCE	500.00	500.00	0
IMPREST FUND - CORNERSTONE	720.00	450.00	270
IMPREST FUND - MAINTENANCE	50.00	50.00	0
IMPREST FUND - BV	340.00	300.00	40
IMPREST FUND - ALLIANCE	250.00	250.00	0
IMPREST FUND - MASSILLON	300.00	0.00	300
IMPREST FUND - TVM	990.00	1,219.00	-229
TOTAL CASH & EQUIVALENTS	7,965,626.00	11,205,197.00	-3,239,571
ACCOUNTS RECEIVABLE	190,008.00	130,397.00	59,611
PROJECT RECEIVABLE	1,351,146.00	39,074.00	1,312,072
ESTIMATED SALES TAX RECV	4,930,872.00	4,845,145.00	85,727
TOTAL RECEIVABLES	6,472,025.00	5,014,616.00	1,457,410
INVENTORY - VEHICLE PARTS & SUPPLIES	62,814.00	320,602.00	-257,788
INVENTORY - DIESEL FUEL	21,696.00	30,994.00	-9,298
INVENTORY - LUBRICANTS	88,742.00	55,432.00	33,310
INVENTORY - HYDROGEN	14,813.00	6,961.00	7,852
INVENTORY - REBUILDS	0.00	1,934.00	-1,934
TOTAL INVENTORIES	188,066.00	415,924.00	-227,858
WIP - CORNERSTONE PROJECT	19,695.00	0.00	19,695
WIP - OTHER CAPITAL PROJECTS	4,945.00	0.00	4,945
WIP - GATEWAY RENOVATION	115,105.00	1,450.00	113,655
WIP - BUS PURCHASES	2,726,724.00	1,155,836.00	1,570,887
WIP - IT PROJECTS	99,036.00	199,331.00	-100,295
WIP - FACILITIES RENOVATIONS	0.00	5,595.00	-5,595
WIP - BUILDING EXPANSION PROJECT	1,525,079.00	460,963.00	1,064,116
WIP - RESEARCH	0.00	42,353.00	-42,353
WIP - WAYNE COUNTY	10,266.00	11,236.00	-969
WIP - MASSILLON PROJECT	484,053.00	781,736.00	-297,684
WIP - CTE MHCOE HYDROGEN PROJECT	15,000.00	0.00	15,000
WIP - 5310 ENHANCED MOBILITY FOR DISABILITIES	7,108.00	0.00	7,108
WIP - FIXED ASSET CLEARING	22,715,414.00	9,130,180.00	13,585,234
TOTAL WORK IN PROCESS	27,722,423.00	11,788,679.00	15,933,744
LAND	2,562,013.00	2,537,013.00	25,000
BLDG & IMPROVEMENTS	21,122,660.00	21,040,100.00	82,560
30', 35' & 40' BUSES	38,322,008.00	38,302,471.00	19,537
LIGHT DUTY BUSES	10,561,321.00	10,644,467.00	-83,146
AUTOS & PICKUPS	726,070.00	686,491.00	39,579
LIFE EXTENDING OVERHAULS	323,012.00	303,436.00	19,575
COMPUTER HARDWARE	814,762.00	721,731.00	93,031
SOFTWARE/MISC	2,083,373.00	1,982,135.00	101,238
FURNITURE & FIXTURES	105,212.00	105,212.00	0
ELECTRONICS	1,049,663.00	1,049,663.00	0
MACHINERY & EQUIPMENT	1,581,676.00	1,604,879.00	-23,203
SIGNS & SHELTERS	1,262,554.00	1,262,554.00	0
BUS M&E FAREBOXES RADIOS	5,694,482.00	5,615,619.00	78,863
TOTAL FIXED ASSETS	86,208,805.00	85,855,770.00	353,035
ACC DEPR - BLDG	-7,349,211.00	-6,820,155.00	-529,056
ACC DEPR - 30' 35' 40'	-20,357,287.00	-17,384,838.00	-2,972,449



Stark Area Regional Transit Authority
Comparative Balance Sheet
 For the Three Months Ending Sunday, March 31, 2024

	CURRENT YTD	LAST YTD	VARIANCE
ACC DEPR - LT DU	-5,335,929.00	-4,565,725.00	-770,204
ACC DEPR - AUTOS	-616,014.00	-562,287.00	-53,727
ACC DEPR - OVERH	-136,294.00	-122,989.00	-13,305
ACC DEPR - HARDW	-534,805.00	-445,830.00	-88,975
ACC DEPR - FURN	-80,345.00	-72,607.00	-7,739
ACC DEPR - ELECT	-901,684.00	-824,096.00	-77,587
ACC DEPR - MACH	-1,354,831.00	-1,332,555.00	-22,276
ACC DEPR - SIGNS	-857,861.00	-637,644.00	-220,217
ACC DEPR - BUS M	-6,984,047.00	-6,921,809.00	-62,238
ACC AMORT - SOFTWARE & MISC ASSETS	-1,965,352.00	-1,900,153.00	-65,199
TOTAL ACC DEPR + AMORT	-46,473,661.00	-41,590,688.00	-4,882,973
NET CAPITAL ASSETS	39,735,144.00	44,265,081.00	-4,529,938
PREPAID INSURANCE	221,955.00	236,402.00	-14,446
OTHER PREPAID EXPENSES	630,714.00	581,048.00	49,666
PREPAID HEALTH INSURANCE	53,673.00	891,626.00	-837,952
NET OPEB ASSET	0.00	2,056,916.00	-2,056,916
NET PENSION ASSET	132,677.00	182,456.00	-49,779
DEFERRED OUTFLOW-OPEB	1,435,542.00	0.00	1,435,542
DEFERRED OUTFLOW OF RESOURCES	10,769,873.00	2,789,139.00	7,980,734
TOTAL OTHER ASSETS	13,244,434.00	6,737,586.00	6,506,848
TOTAL ASSETS	95,327,718.00	79,427,083.00	15,900,635
ACCOUNTS PAYABLE	3,343,054.00	533,884.00	2,809,171
ACCRUED PURCHASES	1,092,155.00	1,036,603.00	55,552
TOTAL ACCOUNTS PAYABLE	4,435,209.00	1,570,487.00	2,864,722
ACCRUED PAYROLL	260,700.00	309,534.00	-48,834
ACCRUED PTO	1,036,350.00	1,046,178.00	-9,827
ACCRUED SICK LEAVE	631,037.00	583,597.00	47,440
ACCRUED ANNIVERSARY & BIRTHDAY	54,688.00	89,952.00	-35,264
ACCRUED FED INCOME TAX WITHHELD	1,705.00	0.00	1,705
ACCRUED LOCAL TAX WITHELD	-10.00	0.00	-10
ACCRUED MEDICARE - EMPLOYEES SHARE	4,682.00	5,417.00	-735
ACCRUED MEDICARE - EMPLOYER SHARE	4,682.00	5,417.00	-735
ACCRUED PERS-EMPLOYEES	104,857.00	110,450.00	-5,593
ACCRUED PERS-EMPLOYER	171,162.00	178,610.00	-7,449
ACCRUED BENEFITS - VDSTDTL	208,111.00	125,179.00	82,932
ACCRUED UNION BENEFITS - VDH	-12,856.00	-10,537.00	-2,319
MISCELLANEOUS DEDUCTION LIABILITY	6.00	10.00	-4
YMCA DUES LIABILITY	3,156.00	4,453.00	-1,297
SUPPLEMENTAL INSURANCE LIAB	3,101.00	-580.00	3,681
EMPLOYEES DEF. COMPENSATION LIAB	1,002.00	40.00	962
FLEXIBLE SPENDING LIABILITY	42,365.00	34,886.00	7,479
TOTAL PAYROLL LIABILITIES	2,514,739.00	2,482,606.00	32,133
OTHER CURR LIABILITIES-MISC	-180,181.00	-167,259.00	-12,921
INSURANCE-FTA LIABILTY	9,800.00	437,289.00	-427,489
CURRENT LIAB.-FTA INTEREST	219,753.00	97,598.00	122,155
NET OPEB LIABILITY	482,555.00	0.00	482,555
NET PENSION LIABILITY	23,228,813.00	5,873,034.00	17,355,779
DEFERRED INFLOWS-OPEB	169,217.00	2,165,666.00	-1,996,449
DEFERRED INFLOWS OF RESOURCES	119,312.00	7,427,715.00	-7,308,403
TOTAL OTHER LIABILITIES	24,049,269.00	15,834,043.00	8,215,226
TOTAL LIABILITIES	30,999,218.00	19,887,137.00	11,112,081
FEDERAL GOVT CAPITAL GRANT	7,277,936.00	7,277,936.00	0
STATE GOVT CAPITAL GRANT	656,930.00	656,930.00	0
NON-GOVT DONATIONS	217,429.00	217,429.00	0
UNRESTRICTED PENSION	-12,527,321.00	-12,413,602.00	-113,719



Stark Area Regional Transit Authority
 Comparative Balance Sheet
 For the Three Months Ending Sunday, March 31, 2024

	CURRENT YTD	LAST YTD	VARIANCE
RESTRICTED OPERS PENSION	113,719.00	0.00	113,719
ACCUMULATED EARNINGS<LOSSES>	67,829,905.00	63,729,914.00	4,099,991
NET REVENUE	759,902.00	71,339.00	688,563
 TOTAL LIABILITIES & ACCUMULATED EARNINGS	 95,327,718.00	 79,427,083.00	 15,900,635



March 2024 Investment Report

Investments			
Name	Yield	Total	Maturity
Star Ohio	5.46%	\$ 1,769.71	
CDARS			
-2191	5.30%	\$ 537,183.06	10/24/2024
-8131	5.10%	\$ 240,538.88	10/2/2025
-1752	0.30%	\$ 237,677.69	7/5/2024
Total of all CDARS		\$ 1,015,399.63	

5th 3rd								
Type	Current Units	Purchase Date	Identifier	Description	Final Maturity	Original Cost	Market Value	Current Book Yield
AGENCY BOND	500,000.00	6/9/2021	3130AMM58	FHLB	12/9/2024	\$ 500,000.00	\$ 484,110.00	0.50
AGENCY BOND	500,000.00	2/24/2021	3130AL3U6	FHLB	2/24/2026	\$ 500,000.00	\$ 464,915.00	0.50
CD	250,000.00	3/31/2021	066519QU6	BANKUNITED 58979	4/1/2024	\$ 250,000.00	\$ 249,867.50	0.45
CD	250,000.00	6/16/2021	90348JM64	UBS BANK USA 57565	6/17/2024	\$ 250,000.00	\$ 247,252.50	0.35
CD	249,000.00	7/16/2021	05580AB29	BMW BANK OF NORTH AMERICA 35141	7/16/2024	\$ 249,000.00	\$ 245,387.01	0.50
CD	249,000.00	9/2/2021	89235MLK5	TOYOTA FINANCIAL SAVINGS 57542	9/3/2024	\$ 249,000.00	\$ 243,942.81	0.60
CD	249,000.00	9/8/2021	38149MZG1	GOLDMAN SACHS BANK 33124	9/9/2024	\$ 249,000.00	\$ 243,813.33	0.65
CD	234,000.00	9/29/2023	69324MAX3	PCSB BANK 15995	9/27/2024	\$ 234,000.00	\$ 237,895.28	5.45
CD	238,000.00	9/27/2023	70153RLY2	PARKWAY BANK AND TRUST	9/27/2024	\$ 238,000.00	\$ 234,007.02	5.35
CD	249,000.00	2/11/2021	05600XBJ8	BMO HARRIS BANK NATIONAL	11/25/2024	\$ 249,000.00	\$ 241,517.55	0.40
CD	249,000.00	11/29/2021	947547NN1	WEBBANK	11/29/2024	\$ 249,000.00	\$ 241,719.24	0.75
CD	250,000.00	3/31/2021	58958PHZ0	MERIDIAN CORPORATION	3/31/2025	\$ 250,000.00	\$ 238,892.50	0.55
CD	250,000.00	4/1/2021	538036PE8	LIVE OAK BANKING COMPANY	10/1/2025	\$ 250,000.00	\$ 234,895.00	0.80
CD	249,000.00	4/14/2021	856285VK4	STATE BANK OF INDIA-33682	4/14/2026	\$ 249,000.00	\$ 230,120.82	0.90
MM Fund	501,889.80		60934N104	Federated HRMS	3/31/2024	\$ 501,889.80	\$ 501,889.80	5.20
SUMMARY	4,467,889.80					\$ 4,467,889.80	\$ 4,340,225.36	

Total of All Investments: \$ 5,357,394.70



STARK AREA REGIONAL TRANSIT AUTHORITY
DETAILED INCOME STATEMENT
 For the Period Ending 3/31/2024

	<u>March 2024</u> <u>Actual</u>	<u>March 2024</u> <u>Budget</u>	<u>March 2023</u> <u>Prior Yr Actual</u>	<u>Jan 24-Dec 24</u> <u>Actual</u>	<u>Jan 24-Dec 24</u> <u>Budget</u>	<u>Jan 23 - Dec 23</u> <u>Prior Yr Actual</u>	<u>-over/under</u> <u>Budget</u>
CASH FARES	40,272	39,167	37,542	114,458	117,500	100,491	3,042
CASH FARES WAYNE COUNTY	70	500	193	233	1,500	746	1,267
SC CASH FARES	0	0	1,099	0	0	2,811	0
TVM CASH FARES	0	0	190	0	0	415	0
ADULT PASSES	26,591	24,500	12,489	88,668	73,500	45,611	-15,168
SC ADULT PASSES	0	0	4,386	0	0	13,087	0
TVM ADULT PASSES	0	0	1,566	0	0	3,990	0
FULL FARE TICKETS	19,869	20,833	19,000	55,195	62,500	47,814	7,305
SC FULL FARE TICKETS	0	0	302	0	0	1,016	0
TVM FULL FARE TICKETS	0	0	257	0	0	618	0
STUDENT PASSES	330	1,558	220	5,308	4,675	2,173	-633
SC STUDENT PASSES	0	0	110	0	0	330	0
SC PROLINE CASH FARES	0	0	6,396	0	0	17,986	0
PROLINE CASH FARES	8,566	10,000	3,779	26,320	30,000	9,182	3,680
REDUCED FARE TICKETS	830	458	834	1,363	1,375	2,025	12
SC REDUCED FARE TICKETS	0	0	5	0	0	22	0
TVM REDUCED FARE TICKETS	0	0	40	0	0	55	0
REDUCED FARE PASSES	6,510	7,250	4,208	20,813	21,750	10,125	938
SC REDUCED FARE PASSES	0	0	3,015	0	0	8,580	0
TVM REDUCED FARE PASSES	0	0	180	0	0	371	0
PROLINE TICKETS	608	4,333	7,000	2,070	13,000	18,054	10,930
SC PROLINE TICKETS	0	0	29	0	0	59	0
PROLINE PASSES	2,723	1,667	0	11,160	5,000	0	-6,159
SC PROLINE PASSES	0	0	1,058	0	0	2,723	0
CLEVELAND TICKETS	125	167	208	423	500	505	77
SC CLEVELAND TICKETS	0	0	3	0	0	3	0
TOTAL PASSENGER FARES	106,493	110,433	104,105	326,008	331,300	288,788	5,292
CONTRACTED SERVICES	20,395	18,333	17,503	63,997	55,000	53,368	-8,997
WAYNE COUNTY SERVICES	7,916	13,333	11,084	19,692	40,000	34,870	20,308
VETERANS TRANSPORT FARES	16,575	5,833	0	16,575	17,500	0	925
SPECIAL SHUTTLE FARES	105	83	52	105	250	52	145
TOTAL SPECIAL TRANSIT	44,991	37,583	28,640	100,368	112,750	88,290	12,382
PROGRAM INCOME - ADVERTISING	3,500	6,250	1,742	15,545	18,750	9,731	3,205
PROGRAM INCOME - CONCESSIONS	125	108	111	396	325	210	-71
PROGRAM INCOME - BUS WASH	0	100	0	520	300	520	-220
PROGRAM INCOME - HYDROGEN FUEL	174	0	0	174	0	0	-174
SUBTOTAL PROGRAM INCOME	3,799	6,458	1,853	16,636	19,375	10,461	2,739
MISC TRANSP. REVENUE	0	167	3	0	500	16	500
TOTAL AUX TRANS REVENUE	0	167	3	0	500	16	500
INTEREST INCOME	23,155	17,500	10,231	49,371	52,500	31,011	3,129
TOTAL INTEREST & DISCOUNT REVENUE	23,155	17,500	10,231	49,371	52,500	31,011	3,129
DIESEL FUEL TAX REFUND	3,848	4,600	5,073	12,597	13,800	14,736	1,203
WAYNE COUNTY GASOLINE REFUND	934	1,575	1,364	2,901	4,725	3,774	1,824
STARK COUNTY GASOLINE REFUND	513	469	0	1,494	1,406	0	-88
CNG FUEL REFUND	164	500	574	585	1,500	1,194	915

Date Printed 4/18/2024

Time Printed 2:28 PM



STARK AREA REGIONAL TRANSIT AUTHORITY
 DETAILED INCOME STATEMENT
 For the Period Ending 3/31/2024

	<u>March 2024 Actual</u>	<u>March 2024 Budget</u>	<u>March 2023 Prior Yr Actual</u>	<u>Jan 24-Dec 24 Actual</u>	<u>Jan 24-Dec 24 Budget</u>	<u>Jan 23 - Dec 23 Prior Yr Actual</u>	<u>-over/under Budget</u>
CNG ROYALTIES	0	83	0	929	250	236	-679
CNG - UTILITY REIMBURSEMENT	1,054	1,667	829	3,366	5,000	2,735	1,634
MISC REV-NONTRANSPORTATION	3,783	11,083	557	49,998	33,250	1,550	-16,748
MISC REV-EXTRAORDINARY ITEM	175	50	0	250	150	125	-100
TOTAL NON-TRANSPORTATION REVENUE	10,471	20,027	8,396	72,119	60,081	24,349	-12,038
SALES TAX REVENUE	1,759,854	1,876,533	1,782,775	4,731,396	5,104,613	4,894,086	373,217
TOTAL SALES TAX REVENUE	1,759,854	1,876,533	1,782,775	4,731,396	5,104,613	4,894,086	373,217
TOTAL REVENUES	1,948,763	2,068,702	1,936,001	5,295,897	5,681,119	5,337,000	385,222



STARK AREA REGIONAL TRANSIT AUTHORITY
DETAILED INCOME STATEMENT
 For the Period Ending 3/31/2024

	<u>March 2024 Actual</u>	<u>March 2024 Budget</u>	<u>March 2023 Prior Yr Actual</u>	<u>Jan 24-Dec 24 Actual</u>	<u>Jan 24-Dec 24 Budget</u>	<u>Jan 23 - Dec 23 Prior Yr Actual</u>	<u>-over/under Budget</u>
EXPENSES							
EXECUTIVE OFFICE							
EX - SAL & WAGES-FIXED	12,556	13,558	15,687	41,349	40,673	44,245	-677
EX - SAL & WAGES-PARATRANSIT	6,468	6,984	8,081	21,301	20,953	22,793	-348
EX - INCENTIVES	175	113	175	175	338	175	163
EX - MEDICARE TAX	464	369	448	1,094	1,107	1,055	13
EX - PERS	5,509	6,022	5,821	17,052	18,067	16,957	1,015
EX - HEALTH INSURANCE	6,412	3,158	3,428	14,608	9,473	2,503	-5,135
EX - LIFE INSURANCE	51	43	51	118	129	118	11
EX - STD INSURANCE	216	152	3,559	488	456	3,819	-32
EX - VISION	49	71	41	104	212	97	109
EX - DENTAL	129	178	129	302	533	302	231
EX - WORKERS' COMP	175	393	170	499	1,178	438	679
EX - SICK LEAVE	93	1,215	486	1,701	3,646	826	1,946
EX - HOLIDAY,FUNERAL,OTHER	0	748	0	1,093	2,244	1,041	1,151
EX - PTO	3,838	3,803	0	5,607	11,410	1,751	5,803
EX - UNIFORMS	239	17	0	239	50	0	-189
EX - YMCA & MISC BENEFITS	0	50	0	0	150	0	150
TOTAL EXECUTIVE OFFICES WAGES & BENEFITS	36,374	36,873	38,077	105,731	110,620	96,117	4,889
EX - ADVERTISING	-6,750	83	0	0	250	0	250
EX - PTS LEGAL-GENERAL	31,956	42,564	41,874	102,090	127,691	104,533	25,601
EX - CLINIC	9,039	8,333	9,000	29,877	25,000	23,400	-4,877
EX - CLINIC SUPPLIES	0	3,333	0	0	10,000	0	10,000
EX - LEGAL ADS	0	42	0	0	125	0	125
EX - TRAINING & TRAVEL EXPENSE	2,268	2,500	1,669	6,392	7,500	4,934	1,108
EX - EXPENDABLE ASSETS	0	83	0	0	250	0	250
TOTAL EXECUTIVE OFFICE	72,887	93,812	90,620	244,089	281,435	228,984	37,346
TRANSPORTATION							
TR - SAL & WAGES-FIXED	407,034	372,750	377,050	1,192,961	1,118,249	1,079,607	-74,713
TR - SAL & WAGES-PARATRANSIT	237,377	192,023	259,200	657,701	576,068	725,182	-81,633
TR - INCENTIVE	9,800	1,058	11,225	12,050	3,175	13,775	-8,875
TR - MEDICARE TAX	13,242	9,239	12,985	30,590	27,716	30,086	-2,874
TR - PERS	153,506	143,358	150,429	455,292	430,073	446,795	-25,219
TR - HEALTH INSURANCE	459,107	228,932	212,862	1,027,599	686,795	127,858	-340,804
TR - LIFE INSURANCE	1,322	3,117	1,296	3,047	9,351	3,030	6,304
TR - STD INSURANCE	4,525	3,285	1,409	10,439	9,856	7,212	-583
TR - DENTAL	14,936	12,666	14,239	35,196	37,999	33,063	2,803
TR - UNEMPLOYMENT	0	2,917	0	0	8,750	14,371	8,750
TR - WORKERS' COMP	12,954	9,350	11,237	36,152	28,049	29,494	-8,103
TR - HOLIDAY,FUNERAL,OTHER	4,205	16,082	4,315	30,228	48,245	32,474	18,017
TR - PTO	47,369	55,234	45,842	139,978	165,701	157,046	25,723
TR - UNIFORMS	4,710	4,167	3,541	19,999	12,500	22,012	-7,499
TR - YMCA & MISC BENEFITS	0	458	0	1,244	1,375	1,382	131
TA - SAL & WAGES-FIXED	60,194	66,091	77,308	181,890	198,273	198,337	16,383

Date Printed 4/18/2024

Time Printed 2:28 PM



STARK AREA REGIONAL TRANSIT AUTHORITY
DETAILED INCOME STATEMENT
 For the Period Ending 3/31/2024

	<u>March 2024</u> <u>Actual</u>	<u>March 2024</u> <u>Budget</u>	<u>March 2023</u> <u>Prior Yr Actual</u>	<u>Jan 24-Dec 24</u> <u>Actual</u>	<u>Jan 24-Dec 24</u> <u>Budget</u>	<u>Jan 23 - Dec 23</u> <u>Prior Yr Actual</u>	<u>-over/under</u> <u>Budget</u>
TA - SAL & WAGES-PARATRANSIT	31,009	34,047	39,825	93,701	102,140	102,174	8,440
TA - INCENTIVE	1,825	1,210	1,675	2,375	3,631	2,125	1,256
TA - MEDICARE TAX	1,979	1,674	2,374	4,661	5,021	5,013	360
TA - PERS	23,721	27,677	31,073	73,018	83,032	79,998	10,014
TA - HEALTH INSURANCE	57,708	33,156	32,566	131,483	99,467	22,524	-32,016
TA - LIFE INSURANCE	186	451	197	428	1,354	439	926
TA - STD INSURANCE	855	617	865	1,964	1,851	1,904	-113
TA - VISION	391	744	417	899	2,231	916	1,332
TA - DENTAL	1,232	1,865	1,319	2,833	5,595	2,888	2,762
TA - WORKERS' COMP	1,575	1,785	1,617	4,512	5,354	4,071	842
TA - SICK LEAVE	1,327	5,701	6,098	5,282	17,104	10,532	11,821
TA - HOLIDAY,FUNERAL,OTHER	249	3,508	940	5,847	10,525	6,134	4,678
TA - PTO	6,145	11,677	5,239	17,060	35,030	15,642	17,970
TA - UNIFORMS	3,057	500	0	3,865	1,500	145	-2,365
TA - YMCA & MISC BENEFITS	0	92	0	426	275	216	-151
TA - TRAINING & TRAVEL	2,527	1,250	873	7,653	3,750	5,954	-3,903
TOTAL TRANSPORTATION WAGES & BENEFITS	1,564,064	1,246,678	1,308,016	4,190,372	3,740,034	3,182,399	-450,338
TR - PTS-OTHER	2,567	3,333	8,243	7,700	10,000	15,440	2,300
TR - OFFICE SUPPLIES	0	167	46	0	500	2,404	500
TR - PRINTING	5,100	167	0	12,571	500	6,202	-12,071
TR - LEGAL ADS	0	42	0	0	125	0	125
TR - EXPENDABLE ASSETS	0	458	89	426	1,375	89	949
TOTAL TRANSPORTATION	1,571,730	1,250,845	1,316,395	4,211,068	3,752,534	3,206,535	-458,534
MAINTENANCE							
MA - SAL & WAGES-FIXED	28,379	28,262	29,848	78,299	84,786	82,109	6,487
MA - SAL & WAGES-PARATRANSIT	14,620	14,559	15,376	40,336	43,678	42,299	3,342
MA - INCENTIVE	675	479	600	825	1,438	750	613
MA - MEDICARE TAX	933	739	909	2,128	2,216	2,058	88
MA - PERS	11,352	12,109	12,053	32,910	36,328	33,200	3,417
MA - HEALTH INSURANCE	32,216	12,631	15,522	69,248	37,892	12,284	-31,356
MA - LIFE INSURANCE	78	172	78	177	516	177	339
MA - STD INSURANCE	401	292	389	909	875	866	-34
MA - VISION	194	283	194	439	850	439	410
MA - DENTAL	634	710	634	1,438	2,131	1,438	693
MA - WORKERS' COMP	875	790	766	2,335	2,369	1,702	34
MA - SICK LEAVE	330	2,523	534	7,618	7,568	1,199	-50
MA - HOLIDAY,FUNERAL,OTHER	0	1,552	0	2,444	4,657	2,561	2,214
MA - PTO	3,922	6,081	4,463	8,230	18,244	10,016	10,015
MA - TRAINING &TRAVEL EXPENSE	281	0	0	227	0	0	-227
MA - UNIFORMS	722	167	250	578	500	500	-78
MA - YMCA & MISC BENEFITS	96	25	0	301	75	0	-226
MS - SAL & WAGES-FIXED	19,504	19,590	20,950	61,685	58,770	62,387	-2,915
MS - SAL & WAGES-PARATRANSIT	10,047	10,092	10,792	31,777	30,275	32,139	-1,502
MS - INCENTIVE	950	304	750	1,150	911	850	-239

Date Printed 4/18/2024

Time Printed 2:28 PM



STARK AREA REGIONAL TRANSIT AUTHORITY
DETAILED INCOME STATEMENT
 For the Period Ending 3/31/2024

	<u>March 2024</u> <u>Actual</u>	<u>March 2024</u> <u>Budget</u>	<u>March 2023</u> <u>Prior Yr Actual</u>	<u>Jan 24-Dec 24</u> <u>Actual</u>	<u>Jan 24-Dec 24</u> <u>Budget</u>	<u>Jan 23 - Dec 23</u> <u>Prior Yr Actual</u>	<u>-over/under</u> <u>Budget</u>
MS - MEDICARE TAX	670	488	632	1,543	1,463	1,460	-80
MS - PERS	7,483	7,501	7,612	23,174	22,502	23,021	-673
MS - HEALTH INSURANCE	24,900	12,631	12,962	56,681	37,892	8,174	-18,788
MS - LIFE INSURANCE	83	172	73	194	516	161	322
MS - STD INSURANCE	288	180	81	671	539	372	-132
MS - DENTAL	850	699	850	1,984	2,096	1,968	113
MS - WORKERS' COMP	700	522	681	1,998	1,565	1,750	-432
MS - HOLIDAY,FUNERAL,OTHER	192	898	187	1,731	2,693	1,120	962
MS - PTO	4,231	2,757	2,427	7,885	8,270	5,041	385
MS - UNIFORMS	366	1,067	396	1,576	3,200	2,523	1,624
MS - YMCA & MISC BENEFITS	0	21	0	0	62	0	62
MT - SAL & WAGES-FIXED	42,016	53,495	54,162	142,480	160,484	156,391	18,004
MT - SAL & WAGES-PARATRANSIT	21,645	27,558	27,902	73,399	82,673	80,565	9,274
MT - INCENTIVE	775	651	1,125	775	1,952	1,125	1,177
MT - MEDICARE TAX	1,592	1,325	1,671	3,426	3,976	3,850	551
MT - PERS	14,825	20,384	18,962	53,065	61,152	58,569	8,088
MT - HEALTH INSURANCE	50,088	26,840	20,667	105,455	80,521	13,526	-24,934
MT - LIFE INSURANCE	123	365	153	288	1,096	345	808
MT - STD INSURANCE	528	442	185	1,233	1,327	976	94
MT - DENTAL	1,594	1,485	1,452	3,436	4,455	3,542	1,019
MT - WORKERS' COMP	1,400	1,341	1,107	3,672	4,022	3,027	350
MT - HOLIDAY	259	2,308	462	2,853	6,925	3,107	4,072
MT - PTO	4,800	7,236	2,462	14,126	21,707	14,308	7,581
MT - UNIFORMS	955	1,600	1,991	5,308	4,800	5,723	-508
MT - YMCA & MISC BENEFITS	0	21	0	59	62	127	4
MT - TOOLS	1,000	642	500	1,500	1,925	7,557	425
MBGE - SAL & WAGES-FIXED	8,393	12,526	10,508	28,119	37,578	29,136	9,459
MBGE - SAL & WAGES-PARATRANSIT	4,324	6,453	5,413	14,486	19,358	15,010	4,873
MBGE - INCENTIVE	350	233	525	500	700	775	200
MBGE - MEDICARE TAX	343	316	327	790	948	798	158
MBGE - PERS	3,725	5,176	4,445	12,205	15,528	12,850	3,324
MBGE - HEALTH INSURANCE	12,710	7,894	6,741	28,965	23,683	4,737	-5,283
MBGE - LIFE INSURANCE	41	107	40	92	322	93	230
MBGE - STD INSURANCE	149	109	147	335	328	338	-7
MBGE - VISION	99	177	83	220	531	193	311
MBGE - DENTAL	319	622	259	712	1,865	604	1,153
MBGE - WORKERS' COMP	350	338	341	999	1,013	913	14
MBGE - SICK LEAVE	777	1,078	50	1,430	3,235	1,013	1,805
MBGE - HOLIDAY,FUNERAL,OTHER	210	664	404	1,620	1,991	1,930	371
MBGE - PTO	1,617	1,925	1,081	4,848	5,774	5,135	926
MBGE - UNIFORMS	270	396	240	463	1,187	926	725
MBGE - YMCA & MISC BENEFITS	0	42	0	23	125	0	102
TOTAL MAINTENANCE WAGES & BENEFITS	341,252	322,041	303,416	947,371	966,123	759,753	18,751
M - TEMPORARY HELP	2,601	2,500	2,108	3,937	7,500	6,105	3,563
M - CMS SERVICING REVENUE VEHICLES	0	8	0	0	25	0	25

Date Printed 4/18/2024

Time Printed 2:28 PM



STARK AREA REGIONAL TRANSIT AUTHORITY
DETAILED INCOME STATEMENT
 For the Period Ending 3/31/2024

	<u>March 2024</u> <u>Actual</u>	<u>March 2024</u> <u>Budget</u>	<u>March 2023</u> <u>Prior Yr Actual</u>	<u>Jan 24-Dec 24</u> <u>Actual</u>	<u>Jan 24-Dec 24</u> <u>Budget</u>	<u>Jan 23 - Dec 23</u> <u>Prior Yr Actual</u>	<u>-over/under</u> <u>Budget</u>
M - CMS REV VEH-FIXED	5,355	14,583	4,097	17,955	43,750	51,955	25,795
M - CMS REV VEH-PARATRANSIT	8,272	833	10,476	14,574	2,500	38,873	-12,074
M - CMS-NON REV VEHICLES	0	417	0	8,309	1,250	0	-7,059
M - CMS-FAREBOX PARTS-FIXED	0	833	0	0	2,500	1,535	2,500
M - CMS-BLDG GRND. & EQUIPMENT	8,570	16,667	10,545	25,673	50,000	27,128	24,327
M - CMS-RADIO EQUIP-FIXED	0	1,667	0	0	5,000	3,100	5,000
M - CMS-RADIO EQUIP-PARATRANSIT	0	417	570	0	1,250	2,261	1,250
M - CMS-SECURITY SYSTEM	0	417	0	0	1,250	0	1,250
M - CMS - CNG FUELING STATION	23,822	20,417	24,009	64,884	61,250	48,215	-3,634
M - CMS - HYDROGEN FUELING STATION	13,265	18,958	11,375	39,782	56,875	55,365	17,093
M - DIESEL FUEL-FIXED	11,316	20,625	19,515	55,675	61,875	67,546	6,200
M - DIESEL FUEL-PARATRANSIT	12,498	10,625	17,364	50,728	31,875	53,757	-18,853
M - LUBRICANTS-FIXED	1,304	1,750	3,777	4,385	5,250	6,630	865
M - LUBRICANTS-PARATRANSIT	933	1,000	1,751	2,689	3,000	2,432	311
M - FUEL TAX EXP-FIXED	594	1,000	918	2,049	3,000	2,728	951
M - FUEL TAX EXP-PARATRANSIT	1,772	2,250	2,201	5,696	6,750	6,332	1,054
M - CNG FUEL-FIXED	19,739	25,208	23,227	55,198	75,625	76,082	20,427
M - CNG FUEL-PARATRANSIT	-1,328	16,042	11,744	6,249	48,125	40,815	41,876
M - CNG FUEL SUPPORT VEHICLES	14	83	58	14	250	175	236
M - CNG FUEL PUBLIC	376	1,000	1,435	1,254	3,000	2,285	1,746
M - HYDROGEN-FIXED	51,921	55,467	35,709	146,799	166,400	111,661	19,601
M - HYDROGEN-PARA	6,275	7,300	1,770	16,563	21,900	9,945	5,337
M - WAYNE COUNTY FUEL	7,401	10,387	11,093	23,982	31,160	34,753	7,178
M - PARA GAS	5,492	5,125	0	13,745	15,375	0	1,630
M - FUEL & LUBE-COMPANY VEHICLES	4,905	5,417	4,631	13,159	16,250	17,002	3,091
M - TIRES & TUBES-FIXED	16,594	15,000	12,530	53,873	45,000	38,549	-8,873
M - TIRES & TUBES-PARATRANSIT	1,906	2,500	2,838	9,774	7,500	7,621	-2,274
M - TIRES SUPPORT VEHICLES	0	583	0	2,452	1,750	1,252	-702
M - OMS-SUPPLIES	8,282	10,750	7,767	27,385	32,250	27,903	4,865
M - FREIGHT	1,679	1,417	585	84	4,250	3,136	4,166
M - INSP & REPAIR-FIXED	46,478	50,000	66,102	167,697	150,000	190,967	-17,697
M - INSP & REPAIR-PARATRANSIT	38,921	41,667	51,621	116,909	125,000	133,957	8,091
M - INSP & REPAIR-CO. VEHICLES	402	4,167	727	5,227	12,500	20,213	7,273
M - OMS-MAINT EQUIPMENT	7,016	3,917	4,224	26,721	11,750	14,101	-14,971
M - OMS FIXED ROUTE	1,155	2,500	264	5,348	7,500	5,590	2,152
M - OMS PARATRANSIT	558	12,500	3,319	1,511	37,500	17,608	35,989
M - CORE CHARGES/CREDITS	1,580	1,000	-177	-9,892	3,000	1,687	12,892
M - OMS-COMPANY VEHICLES	896	417	0	3,605	1,250	128	-2,355
M - FAREBOX PARTS-FIXED	57	1,667	103	699	5,000	146	4,301
M - FAREBOX PARTS-PARATRANSIT	243	217	86	585	650	143	65
M - COMMUNICATIONS MODEMS AVAIL	4,105	3,750	3,325	12,466	11,250	9,547	-1,216
M - BLDG & GROUNDS OMS	16,425	10,000	2,070	17,665	30,000	26,391	12,335
M - LABOR INSURANCE REC-3RD PARTY	0	-42	0	0	-125	0	-125
M - OMS INSURANCE REC-3RD PARTY	0	-167	0	0	-500	0	-500
M - PROPERTY INSURANCE	8,815	8,815	6,149	26,446	26,446	18,554	0

Date Printed 4/18/2024

Time Printed 2:28 PM



STARK AREA REGIONAL TRANSIT AUTHORITY
DETAILED INCOME STATEMENT
 For the Period Ending 3/31/2024

	<u>March 2024</u> <u>Actual</u>	<u>March 2024</u> <u>Budget</u>	<u>March 2023</u> <u>Prior Yr Actual</u>	<u>Jan 24-Dec 24</u> <u>Actual</u>	<u>Jan 24-Dec 24</u> <u>Budget</u>	<u>Jan 23 - Dec 23</u> <u>Prior Yr Actual</u>	<u>-over/under</u> <u>Budget</u>
M - OMS INSURANCE REC-OTRP	0	-3,333	-1,478	0	-10,000	-1,578	-10,000
M - LABOR INSURANCE REC-OTRP	0	-1,250	0	0	-3,750	-150	-3,750
M - TRAINING & TRAVEL EXPENSE	221	833	356	221	2,500	2,012	2,279
M - DUES & SUBSCRIPTIONS	1,988	1,500	3,068	5,146	4,500	8,308	-646
M - EXPENDABLE ASSETS	0	167	52	0	500	4,759	500
TOTAL MAINTENANCE	683,672	731,609	665,318	1,994,594	2,194,828	1,957,275	200,234
FINANCE							
FIN - SAL & WAGES-FIXED	21,461	24,251	25,904	71,061	72,752	75,472	1,691
FIN - SAL & WAGES-PARATRANSIT	11,056	12,493	13,345	36,607	37,478	38,880	871
FIN - MEDICARE TAX	833	615	799	1,921	1,845	1,859	-77
FIN - INCENTIVE	650	400	600	850	1,200	550	350
FIN - PERS	9,772	10,081	10,331	30,293	30,244	30,143	-50
FIN - HEALTH INSURANCE	22,444	11,052	11,998	51,127	33,156	8,761	-17,971
FIN - LIFE INSURANCE	74	150	74	173	451	173	278
FIN - STD INSURANCE	363	266	350	842	798	803	-44
FIN - VISION	184	248	184	430	744	430	314
FIN - DENTAL	603	622	603	1,406	1,865	1,406	459
FIN - WORKERS' COMP	613	657	596	1,748	1,972	1,532	224
FIN - SICK LEAVE	699	2,100	1,031	3,824	6,301	3,565	2,477
FIN - HOLIDAY,FUNERAL,OTHER	533	1,292	623	3,200	3,877	2,914	678
FIN - PTO	6,966	3,970	2,145	11,331	11,909	4,566	578
FIN - UNIFORMS	542	58	0	542	175	0	-367
FIN - YMCA & MISC BENEFITS	0	67	0	400	200	229	-200
TOTAL FINANCE WAGES & BENEFITS	76,791	68,322	68,582	215,756	204,966	171,284	-10,790
FIN - SOFTWARE SERVICE	0	42	0	0	125	0	125
FIN - PTS OTHER	1,899	6,250	1,660	12,216	18,750	10,095	6,534
FIN - TEMPORARY HELP	0	1,250	0	0	3,750	0	3,750
FIN - OFFICE SUPPLIES	0	208	423	0	625	588	625
FIN - PRINTING	0	6	0	0	19	0	19
FIN - DUES & SUBSCRIPTIONS	1,078	708	669	3,363	2,125	2,006	-1,238
FIN - LEGAL ADS	0	250	204	0	750	204	750
FIN - TRAINING & TRAVEL EXPENSE	0	2,500	2,505	452	7,500	3,111	7,048
FIN - EXPENDABLE ASSETS	0	167	0	160	500	0	340
TOTAL FINANCE	79,768	79,703	74,042	231,947	239,110	187,287	7,163
INFORMATION TECHNOLOGY							
IT - SAL & WAGES-FIXED	13,386	14,261	13,513	39,056	42,784	39,370	3,728
IT - SAL & WAGES-PARATRANSIT	6,896	7,347	6,961	20,120	22,040	20,282	1,920
IT - MEDICARE TAX	418	365	406	975	1,095	942	121
IT - INCENTIVE	225	242	250	225	725	250	500
IT - PERS	4,944	5,985	5,257	15,303	17,955	15,315	2,652
IT - HEALTH INSURANCE	9,619	6,315	5,142	21,911	18,946	3,755	-2,965
IT - LIFE INSURANCE	32	86	32	76	258	76	182

Date Printed 4/18/2024

Time Printed 2:28 PM



STARK AREA REGIONAL TRANSIT AUTHORITY
 DETAILED INCOME STATEMENT
 For the Period Ending 3/31/2024

	<u>March 2024 Actual</u>	<u>March 2024 Budget</u>	<u>March 2023 Prior Yr Actual</u>	<u>Jan 24-Dec 24 Actual</u>	<u>Jan 24-Dec 24 Budget</u>	<u>Jan 23 - Dec 23 Prior Yr Actual</u>	<u>-over/under Budget</u>
IT - STD INSURANCE	183	204	178	426	612	409	186
IT - VISION	86	142	86	200	425	200	225
IT - DENTAL	284	355	284	663	1,066	663	403
IT - WORKERS' COMP	263	390	255	749	1,171	656	422
IT - SICK LEAVE	0	1,247	1,431	2,098	3,741	3,064	1,643
IT - HOLIDAY,FUNERAL,OTHER	0	767	0	981	2,302	626	1,321
IT - PTO	318	2,562	0	1,509	7,686	469	6,177
IT - UNIFORMS	259	33	0	259	100	-68	-159
IT - YMCA & MISC BENEFITS	0	50	0	205	150	177	-55
TOTAL INFORMATION TECHNOLOGY WAGES & BENEFITS	36,914	40,352	33,796	104,756	121,056	86,185	16,300
IT - HARDWARE SERVICE CONTRACTS	11,155	14,583	11,451	34,706	43,750	31,851	9,044
IT - SOFTWARE SERVICE CONTRACTS	21,361	22,917	19,838	60,730	68,750	57,120	8,020
IT - PTS-OTHER	326	417	61	326	1,250	-2,219	924
IT - EXPENDABLE ASSETS & SOFTWARE	4,593	3,333	9,975	6,642	10,000	14,136	3,358
IT - DUES & SUBSCRIPTIONS	2,209	458	252	6,112	1,375	755	-4,737
IT - LEGAL ADS	0	42	0	0	125	0	125
IT - TRAINING EXPENSE	553	2,083	608	1,232	6,250	3,774	5,018
TOTAL INFORMATION TECHNOLOGY	77,110	84,185	75,981	214,503	252,556	191,602	38,053
BOARD							
CUSTOMER RELATIONS							
CR - SAL & WAGES-FIXED	44,769	44,914	47,583	138,047	134,741	123,689	-3,306
CR - SAL & WAGES-PARATRANSIT	23,063	23,137	24,513	71,123	69,412	63,718	-1,711
CR - MEDICARE TAX	1,691	1,150	1,422	3,847	3,450	3,109	-397
CR - INCENTIVE	1,475	1,129	1,275	1,575	3,388	1,275	1,813
CR - PERS	18,777	18,764	19,166	59,414	56,292	50,684	-3,122
CR - HEALTH INSURANCE	57,693	28,419	31,083	135,547	85,257	21,057	-50,290
CR - LIFE INSURANCE	190	387	167	453	1,161	377	708
CR - STD INSURANCE	690	438	583	1,635	1,315	1,284	-319
CR - VISION	398	637	394	954	1,912	902	958
CR - DENTAL	1,256	1,599	1,275	3,014	4,796	2,928	1,781
CR - WORKERS' COMP	1,575	1,224	1,532	4,657	3,671	3,461	-986
CR - SICK LEAVE	6,324	3,909	1,147	11,894	11,728	5,960	-167
CR - HOLIDAY	346	2,406	360	4,115	7,217	2,929	3,102
CR - PTO	7,059	7,727	6,255	25,589	23,180	14,889	-2,409
CR - UNIFORMS	3,329	283	0	3,329	850	-84	-2,479
CR - YMCA & MISC BENEFITS	0	67	0	342	200	328	-142
TOTAL CUSTOMER RELATIONS WAGES & BENEFITS	168,634	136,190	136,755	465,535	408,569	296,507	-56,965
CR - PTS OTHER	-2,002	24,167	17,894	39,074	72,500	48,178	33,426
CR - TRAVEL TRAINER	0	417	0	0	1,250	0	1,250
CR - OFFICE SUPPLIES	0	0	72	0	0	138	0
CR - PRINTING	103	5,833	2,573	301	17,500	15,482	17,199
CR - DUES & SUBSCRIPTIONS	2,490	2,500	3,781	6,068	7,500	5,022	1,432
CR - TRAINING & TRAVEL EXPENSE	1,609	2,917	995	6,518	8,750	5,110	2,232

Date Printed 4/18/2024

Time Printed 2:28 PM



STARK AREA REGIONAL TRANSIT AUTHORITY
DETAILED INCOME STATEMENT
 For the Period Ending 3/31/2024

	<u>March 2024</u> <u>Actual</u>	<u>March 2024</u> <u>Budget</u>	<u>March 2023</u> <u>Prior Yr Actual</u>	<u>Jan 24-Dec 24</u> <u>Actual</u>	<u>Jan 24-Dec 24</u> <u>Budget</u>	<u>Jan 23 - Dec 23</u> <u>Prior Yr Actual</u>	<u>-over/under</u> <u>Budget</u>
CR - ADVERTISING	57,319	30,833	32,115	111,420	92,500	119,467	-18,920
CR - EVENTS	0	2,083	0	141	6,250	14,597	6,109
CR - PROMOTIONAL MATERIALS	2,583	5,417	0	9,487	16,250	1,142	6,763
CR - LEGAL ADS	0	333	0	0	1,000	0	1,000
CR - EXPENDABLE ASSETS	0	417	1,950	447	1,250	3,728	803
TOTAL CUSTOMER RELATIONS	230,735	211,106	196,134	638,993	633,319	509,370	-5,673
HUMAN RESOURCE							
HR - SAL & WAGES-FIXED	17,492	20,349	22,182	55,663	61,046	63,940	5,383
HR - SAL & WAGES-PARATRANSIT	9,011	10,483	11,427	28,675	31,448	32,939	2,773
HR - MEDICARE TAX	613	522	713	1,534	1,565	1,631	32
HR - PERS	7,524	8,554	9,368	24,193	25,661	26,105	1,468
HR - INCENTIVE	650	342	675	650	1,025	925	375
HR - HEALTH INSURANCE	19,257	9,473	10,284	43,842	28,419	8,880	-15,423
HR - LIFE INSURANCE	65	129	64	150	387	148	236
HR - STD INSURANCE	308	255	296	714	766	680	52
HR - VISION	171	212	156	395	637	363	243
HR - DENTAL	568	533	508	1,306	1,599	1,186	293
HR - WORKERS' COMP	525	558	511	1,498	1,673	1,474	175
HR - SICK LEAVE	697	1,782	376	5,420	5,346	2,346	-74
HR - HOLIDAY,FUNERAL,OTHER	247	1,097	212	2,529	3,290	1,964	761
HR - PTO	3,754	3,713	4,686	7,435	11,138	7,431	3,703
HR - UNIFORMS	582	50	0	582	150	0	-432
HR - TUITION REIMBURSEMENT	0	1,250	0	0	3,750	5,250	3,750
HR - YMCA & MISC BENEFITS	0	25	0	0	75	78	75
TOTAL HUMAN RESOURCES WAGES & BENEFITS	61,464	59,325	61,458	174,585	177,976	155,341	3,391
HR - PTS-OTHER	9,721	6,592	4,417	25,494	19,775	10,575	-5,719
HR - PRINTING	0	42	0	17	125	0	108
HR - OFFICE SUPPLIES	0	42	0	50	125	32	75
HR - DUES & SUBSCRIPTIONS	0	208	0	229	625	229	396
HR - LEGAL ADS	0	42	0	0	125	0	125
HR - EMPLOYEE RELATIONS	1,680	1,667	-8,689	13,032	5,000	1,673	-8,032
HR - WELLNESS PROGRAM	500	2,500	-50	400	7,500	2,450	7,100
HR - TRAINING & TRAVEL EXPENSE	1,383	2,500	2,509	6,512	7,500	7,436	988
HR - AGENCY TRAINING	230	1,667	0	5,180	5,000	0	-180
HR - EXPENDABLE ASSETS	0	167	0	0	500	387	500
TOTAL HUMAN RESOURCE	74,978	74,750	59,645	225,499	224,251	178,124	-1,248
GENERAL							
GEN - LEGAL ADS	0	42	0	0	125	0	125
GEN - PTS-OTHER	3,719	16,035	1,549	86,086	48,104	14,504	-37,981
GEN - SECURITY SERVICES	27,259	21,969	24,278	75,489	65,906	52,860	-9,582
GEN - OFFICE EXPENSES	2,625	4,802	3,568	10,271	14,406	11,887	4,136
GEN - OFFICE EXPENSE-IT	478	250	0	924	750	591	-174
GEN - EXPENDABLE ASSETS	0	250	1,598	0	750	1,598	750

Date Printed 4/18/2024

Time Printed 2:28 PM



STARK AREA REGIONAL TRANSIT AUTHORITY
DETAILED INCOME STATEMENT
 For the Period Ending 3/31/2024

	<u>March 2024</u> <u>Actual</u>	<u>March 2024</u> <u>Budget</u>	<u>March 2023</u> <u>Prior Yr Actual</u>	<u>Jan 24-Dec 24</u> <u>Actual</u>	<u>Jan 24-Dec 24</u> <u>Budget</u>	<u>Jan 23 - Dec 23</u> <u>Prior Yr Actual</u>	<u>-over/under</u> <u>Budget</u>
GEN - UTILITIES-ELECTRIC	22,352	22,030	19,288	64,370	66,090	73,716	1,720
GEN - UTILITIES-ELECTRIC - CNG	14,942	12,500	6,572	45,501	37,500	25,352	-8,001
GEN - UTILITIES-OTHER	2,948	3,333	4,074	7,818	10,000	9,619	2,182
GEN - UTILITIES-TELEPHONE	4,483	7,675	7,472	19,125	23,024	23,047	3,900
GEN - UTILITIES-TELEPHONE - CNG	410	250	229	899	750	687	-149
GEN - UTILITIES-NATURAL GAS	13,474	18,035	22,319	38,115	54,104	65,546	15,988
PREM FOR PUBLIC LIAB & PROPERTY DAMAGE	43,956	34,205	40,372	124,700	102,616	121,224	-22,084
PREM FOR EXCESS INSURANCE	13,745	13,307	6,661	41,234	39,921	20,091	-1,313
GEN - PAYOUTS-DEDUCTIBLES	0	1,750	0	0	5,250	0	5,250
GEN - PROPERTY TAXES	0	333	0	1,476	1,000	4,326	-476
GEN - DUES & SUBSCRIPTIONS	7,743	8,398	16,608	24,646	25,195	29,340	549
GEN - BAD DEBT EXPENSE	0	250	0	0	750	0	750
GEN - MISC ACCOUNT CORRECTIONS	0	0	0	0	0	24,080	0
GEN - SAFETY	540	920	648	1,534	2,761	10,965	1,227
GEN - FEES	2,699	2,083	1,794	8,645	6,250	5,990	-2,395
GEN - FEES CREDIT CARD	2,353	3,333	2,408	8,894	10,000	7,702	1,106
GEN - ADVERTISING COMMISSION	0	0	441	0	0	-3,860	0
GEN - ADVERTISING	0	667	0	0	2,000	-13,392	2,000
GEN - SALES TAX COLLECTION EXPENSE	18,640	16,667	17,828	49,807	50,000	48,941	193
GEN - POSTAGE	344	417	465	1,209	1,250	1,326	41
GEN - MISCELLANEOUS	0	208	0	213	625	0	412
GEN - CTE RFHCC	0	6,667	0	0	20,000	0	20,000
SUBGRANTEE - 5310 ENHANCED MOBILITY	0	47,648	17,925	111,863	142,944	254,696	31,081
SUBGRANTEE - WAYNE COUNTY	16,475	0	0	16,475	0	793	-16,475
SUBGRANTEE - RESEARCH	36,478	73,185	16,779	210,657	146,735	80,033	-63,922
GEN - LEASE & RENT	0	0	3,501	3,501	0	9,653	-3,501
TOTAL GENERAL EXPENSES	235,665	317,209	216,377	953,450	878,806	881,316	-74,644
TOTAL EXPENSES	3,026,545	2,843,220	2,694,512	8,714,143	8,456,840	7,340,492	-257,303
OPERATING INCOME (LOSS) EXCLUDING	-1,077,782	-774,518	-758,511	-3,418,246	-2,775,721	-2,003,493	642,525
PREVENTIVE MAINTENANCE GRANTS							
RESTRICTED REVENUE FROM CAPITAL GRANTS							
TOTAL LOCAL CASH GRANTS							
SCG - OPERATING	323,113	166,667	0	323,113	500,000	252,825	176,887
STATE CAPITAL GRANTS	208,041	68,925	35,000	315,063	206,775	126,960	-108,288
TOTAL STATE GRANTS	531,154	235,592	35,000	638,176	706,775	379,785	68,600
FG - 5310 ENHANCED MOBILITY	0	54,315	29,732	133,135	162,944	269,006	29,809
FG - PLANNING	0	4,439	17,496	0	13,318	81,803	13,318
FCG - PREVENTIVE MAINTENANCE	429,151	453,645	0	1,290,705	1,360,935	0	70,230
FEDERAL GRANTS	0	450,568	63,809	726,418	1,351,704	1,846,706	625,285
FEDERAL GRANTS-OTHER	26,700	73,185	8,084	183,238	219,554	51,427	36,316
FEDERAL CAPITAL GRANTS	1,045,825	931,528	216,427	2,596,424	2,794,584	915,348	198,160
TOTAL FEDERAL GRANTS	1,501,676	1,967,680	335,548	4,929,920	5,903,039	3,164,290	973,118
TOTAL GRANTS	2,032,830	2,203,271	370,548	5,568,096	6,609,814	3,544,075	1,041,718

Date Printed 4/18/2024
 Time Printed 2:28 PM



STARK AREA REGIONAL TRANSIT AUTHORITY
DETAILED INCOME STATEMENT
 For the Period Ending 3/31/2024

	<u>March 2024 Actual</u>	<u>March 2024 Budget</u>	<u>March 2023 Prior Yr Actual</u>	<u>Jan 24-Dec 24 Actual</u>	<u>Jan 24-Dec 24 Budget</u>	<u>Jan 23 - Dec 23 Prior Yr Actual</u>	<u>-over/under Budget</u>
DEPRECIATION & AMORTIZATION							
DEPRECIATION EXP-GRANTS	404,739	458,333	417,485	1,215,489	1,375,000	1,255,064	159,511
DEPRECIATION EXP-LOCAL MATCH	60,805	83,333	62,437	182,606	250,000	187,700	67,394
GENERAL AMORTIZATION	4,727	20,833	2,280	14,181	62,500	6,841	48,319
TOTAL DEPRECIATION & AMORTIZATION	470,272	562,500	482,202	1,412,277	1,687,500	1,449,605	275,223
GAIN/LOSS ON DISPOSAL	-11,366	5,000	0	-2,597	10,371	49,788	12,968
GEN - SETTLEMENTS/LOSSES	5,464	0	-38,365	-19,732	0	-38,526	19,732
TOTAL GAIN/LOSS ON DISPOSAL OF ASSETS	-5,902	5,000	-38,365	-22,329	10,371	11,261	32,700
NET INCOME AFTER DEPRECIATION,AMORTIZATION...	490,679	861,253	-831,801	759,902	2,136,221	79,716	1,376,319



Stark Area Regional Transit Authority
Summary Income Statement
For the Three Months Ending Sunday, March 31, 2024

	2024	2023
TOTAL FARES	426,376	377,078
TOTAL PROGRAM INCOME	16,636	10,461
TOTAL AUX TRANS REVENUE	0	16
TOTAL INTEREST & DISCOUNT REVENUE	49,371	31,011
TOTAL NON-TRANSPORTATION REVENUE	72,119	24,349
<u>TOTAL SALES TAX REVENUE</u>	<u>4,731,396</u>	<u>4,894,086</u>
TOTAL REVENUES	5,295,897	5,337,000
TOTAL WAGES	3,459,340	3,452,262
TOTAL HEALTH	1,686,466	234,058
TOTAL PERS & BENEFITS	1,050,419	1,050,061
PROFESSIONAL SERVICES - LEGAL	102,090	104,533
PROFESSIONAL SERVICES - OTHER	200,771	119,973
MATERIALS	613,287	725,642
SUPPLIES	192,275	196,358
FUEL	390,442	423,083
UTILITIES	175,827	197,968
CASUALTY & LIABILITY INSURANCE	192,379	159,869
FUEL TAX	7,744	9,059
DUES & SUBSCRIPTIONS	45,565	45,659
ADVERTISING	121,049	117,954
TRAINING	34,387	32,332
LEGAL ADS	0	204
EXPENDABLE ASSETS	7,675	24,698
TUITION REIMBURSEMENT	0	5,250
WELLNESS	400	2,450
SECURITY/SAFETY	77,023	63,825
LEASES & RENTS	3,501	9,653
EMPLOYEE RELATIONS	13,032	1,673
BOARD	0	0
GENERAL EXPENSES	1,476	28,406
<u>SUBGRANTEE</u>	<u>338,994</u>	<u>335,523</u>
TOTAL EXPENSES	8,714,143	7,340,492
OPERATING INCOME (LOSS) EXCLUDING	-3,418,246	-2,003,493
TOTAL STATE GRANTS	638,176	379,785
<u>TOTAL FEDERAL GRANTS</u>	<u>4,929,920</u>	<u>3,164,290</u>
TOTAL GRANTS	5,568,096	3,544,075
TOTAL DEPRECIATION & AMORTIZATION	1,412,277	1,449,605
TOTAL GAIN/LOSS ON DISPOSAL OF ASSETS	-22,329	11,261
NET INCOME AFTER DEPRECIATION,AMORTIZATION & DISPOSALS	759,902	79,716



MARCH CHECKS-BY VENDOR

Document Date	Document Number	Vendor Name	Vendor ID	Document Amount
3/8/2024	095753	AEP OHIO	AEPO001	\$ 2,531.36
3/20/2024	095763	AEP OHIO	AEPO001	\$ 32,843.50
3/27/2024	095782	AEP OHIO	AEPO001	\$ 1,739.62
3/8/2024	095754	AKRON MUNICIPAL COURT	AKRO005	\$ 150.00
3/20/2024	095764	AKRON MUNICIPAL COURT	AKRO005	\$ 98.70
3/20/2024	095765	ALLEGHENY SCIENCE AND TECH	ALLE001	\$ 41,481.02
3/8/2024	095755	ALLIANCE WATER UTILITY	ALLI004	\$ 215.04
3/20/2024	095766	AMAZON	AMAZ001	\$ 3,077.97
3/20/2024	095767	AQUA OHIO INC	AQUA001	\$ 21.79
3/8/2024	095756	AT&T 5011	ATT5011	\$ 2,453.30
3/27/2024	095783	BAE SYSTEMS CONTROLS INC	BAES001	\$ 1,814.30
3/27/2024	095784	BALLARD POWER SYSTEMS INC	BALL002	\$ 1,790.00
3/20/2024	095768	CANTON CITY SCHOOLS	CANT010	\$ 500.00
3/20/2024	095769	CANTON CITY UTILITIES	CANT011	\$ 1,541.05
3/8/2024	095757	CANTON MUNICIPAL COURT	CANT020	\$ 175.00
3/20/2024	095770	CANTON MUNICIPAL COURT	CANT020	\$ 175.00
3/27/2024	095794	CANTON MUNICIPAL COURT	CANT020	\$ 175.00
3/20/2024	095771	CFIS GROUP	CFIS001	\$ 749.38
3/27/2024	095785	CFIS GROUP	CFIS001	\$ 571.99
3/8/2024	095758	COLUMBIA GAS OF OHIO	COLU001	\$ 146.33
3/27/2024	095786	COLUMBIA GAS OF OHIO	COLU001	\$ 163.10
3/20/2024	095772	DOMINION EAST OHIO	DOMI001	\$ 13,163.16
3/20/2024	095773	EVENT DAY MARKETING	EVEN004	\$ 900.00
3/8/2024	095759	FIFTH THIRD BANK	FIFT003	\$ 100,406.60
3/27/2024	095787	INTERSTATE GAS SUPPLY INC	IGS001	\$ 18,950.99
3/20/2024	095774	INTEGRATED SENSING SOLUTIONS INC.	INTE008	\$ 34,676.50
3/27/2024	095795	LEGAL SHIELD	LEGA003	\$ 942.45
3/20/2024	095775	LIBERTY FORD	LIBE003	\$ 499.23
3/27/2024	095788	LIBERTY FORD	LIBE003	\$ 125.99
3/27/2024	095796	MASSILLON MUNICIPAL COURT	MASS006	\$ 438.72

3/8/2024 095760	NICHOLE MORRIS	MORR008	\$	98.75
3/27/2024 095789	THE N2 COMPANY	N2CO001	\$	35.00
3/27/2024 095781	NATIONAL ELECTRO COATINGS INC	NATIO18	\$	204,622.54
3/20/2024 095776	OHIO EDISON	OHIO011	\$	1,544.49
3/27/2024 095790	OHIO EDISON	OHIO011	\$	3.82
3/20/2024 095777	PROGRESSIVE CHEVROLET	PROG002	\$	2,740.42
3/27/2024 095791	PROGRESSIVE CHEVROLET	PROG002	\$	636.74
3/20/2024 095778	STANDARD INS CO	STAN005	\$	1,589.08
3/8/2024 095761	STARK COUNTY SANITARY ENGINEERING	STAR034	\$	326.70
3/20/2024 095780	STARK COUNTY SHERRIFF'S OFFICE	STAR040	\$	1,500.00
3/20/2024 095779	TREASURER STATE OF OHIO	TREA004	\$	11,675.00
3/8/2024 095762	VENDRICK CONSTRUCTION INC	VEND002	\$	366,546.98
3/27/2024 095792	VERIZON WIRELESS	VERI001	\$	2,612.87
3/27/2024 095793	WRL ADVERTISING LLC	WRLA001	\$	575.00

END OF REPORT



MARCH CHECKS-DATE ORDER

Document Date	Document Number	Vendor Name	Vendor ID	Document Amount
3/8/2024	095762	VENDRICK CONSTRUCTION INC	VEND002	\$ 366,546.98
3/8/2024	095753	AEP OHIO	AEPO001	\$ 2,531.36
3/8/2024	095756	AT&T 5011	ATT5011	\$ 2,453.30
3/8/2024	095757	CANTON MUNICIPAL COURT	CANT020	\$ 175.00
3/8/2024	095758	COLUMBIA GAS OF OHIO	COLU001	\$ 146.33
3/8/2024	095759	FIFTH THIRD BANK	FIFT003	\$ 100,406.60
3/8/2024	095760	NICHOLE MORRIS	MORR008	\$ 98.75
3/8/2024	095761	STARK COUNTY SANITARY ENGINEERING	STAR034	\$ 326.70
3/8/2024	095754	AKRON MUNICIPAL COURT	AKRO005	\$ 150.00
3/8/2024	095755	ALLIANCE WATER UTILITY	ALLI004	\$ 215.04
3/20/2024	095763	AEP OHIO	AEPO001	\$ 32,843.50
3/20/2024	095766	AMAZON	AMAZ001	\$ 3,077.97
3/20/2024	095770	CANTON MUNICIPAL COURT	CANT020	\$ 175.00
3/20/2024	095771	CFIS GROUP	CFIS001	\$ 749.38
3/20/2024	095772	DOMINION EAST OHIO	DOMI001	\$ 13,163.16
3/20/2024	095774	INTEGRATED SENSING SOLUTIONS INC.	INTE008	\$ 34,676.50
3/20/2024	095777	PROGRESSIVE CHEVROLET	PROG002	\$ 2,740.42
3/20/2024	095780	STARK COUNTY SHERRIFF'S OFFICE	STAR040	\$ 1,500.00
3/20/2024	095778	STANDARD INS CO	STAN005	\$ 1,589.08
3/20/2024	095776	OHIO EDISON	OHIO011	\$ 1,544.49
3/20/2024	095767	AQUA OHIO INC	AQUA001	\$ 21.79
3/20/2024	095775	LIBERTY FORD	LIBE003	\$ 499.23
3/20/2024	095773	EVENT DAY MARKETING	EVEN004	\$ 900.00
3/20/2024	095768	CANTON CITY SCHOOLS	CANT010	\$ 500.00
3/20/2024	095769	CANTON CITY UTILITIES	CANT011	\$ 1,541.05
3/20/2024	095779	TREASURER STATE OF OHIO	TREA004	\$ 11,675.00
3/20/2024	095764	AKRON MUNICIPAL COURT	AKRO005	\$ 98.70
3/20/2024	095765	ALLEGHENY SCIENCE AND TECH	ALLE001	\$ 41,481.02
3/27/2024	095792	VERIZON WIRELESS	VERI001	\$ 2,612.87
3/27/2024	095782	AEP OHIO	AEPO001	\$ 1,739.62

3/27/2024 095794	CANTON MUNICIPAL COURT	CANT020	\$	175.00
3/27/2024 095785	CFIS GROUP	CFIS001	\$	571.99
3/27/2024 095786	COLUMBIA GAS OF OHIO	COLU001	\$	163.10
3/27/2024 095796	MASSILLON MUNICIPAL COURT	MASS006	\$	438.72
3/27/2024 095791	PROGRESSIVE CHEVROLET	PROG002	\$	636.74
3/27/2024 095783	BAE SYSTEMS CONTROLS INC	BAES001	\$	1,814.30
3/27/2024 095784	BALLARD POWER SYSTEMS INC	BALL002	\$	1,790.00
3/27/2024 095789	THE N2 COMPANY	N2CO001	\$	35.00
3/27/2024 095793	WRL ADVERTISING LLC	WRLA001	\$	575.00
3/27/2024 095781	NATIONAL ELECTRO COATINGS INC	NATIO18	\$	204,622.54
3/27/2024 095790	OHIO EDISON	OHIO011	\$	3.82
3/27/2024 095795	LEGAL SHIELD	LEGA003	\$	942.45
3/27/2024 095788	LIBERTY FORD	LIBE003	\$	125.99
3/27/2024 095787	INTERSTATE GAS SUPPLY INC	IGS001	\$	18,950.99

END OF REPORT



MARCH ELECTRONIC PAYMENTS

Document Date	Document Number	Vendor Name	Vendor ID	Document Amount
3/1/2024	000116494	OHIO CSPC	OHIO007	\$ 4,567.50
3/1/2024	000116895	OHIO DEPT OF TAXATION	OHIO010	\$ 12,442.56
3/1/2024	000116894	INTERNAL REVENUE SERVICE	IRSA002	\$ 61,293.94
3/1/2024	000116893	CANTON CITY INCOME TAX	CANT008	\$ 12,992.68
3/5/2024	000116496	AMERICAN HERITAGE LIFE INS CO	AMER022	\$ 802.40
3/5/2024	000116495	COLONIAL SUPPLEMENTAL INSURANCE	COLO001	\$ 1,613.11
3/5/2024	000116498	OHIO PUBLIC EMPLOYEES	OHIO017	\$ 12,555.48
3/5/2024	000116499	OHIO PUBLIC EMPLOYEES	OHIO017	\$ 30.00
3/5/2024	000116497	OHIO TRANSIT RISK POOL	OHIO022	\$ 124,700.00
3/8/2024	000116548	HUNTINGTON BANK - EA1W18	HUNT004	\$ 50.00
3/12/2024	000116500	AFLAC	AFLA001	\$ 5,856.26
3/15/2024	000116712	COLONIAL SUPPLEMENTAL INSURANCE	COLO001	\$ 1,613.11
3/15/2024	000116711	OHIO CSPC	OHIO007	\$ 4,567.50
3/15/2024	000116898	OHIO DEPT OF TAXATION	OHIO010	\$ 12,455.34
3/15/2024	000116897	INTERNAL REVENUE SERVICE	IRSA002	\$ 60,121.59
3/15/2024	000116896	CANTON CITY INCOME TAX	CANT008	\$ 13,173.80
3/20/2024	000116710	OHIO PUBLIC EMPLOYEES	OHIO017	\$ 12,705.48
3/20/2024	000116904	CONSUMER DRIVEN ADMINISTRATORS LLC	CDA001	\$ 455.00
3/29/2024	000116906	COLONIAL SUPPLEMENTAL INSURANCE	COLO001	\$ 1,573.60
3/29/2024	000116907	OHIO PUBLIC EMPLOYEES	OHIO017	\$ 12,586.92
3/29/2024	000116908	OHIO PUBLIC EMPLOYEES	OHIO017	\$ 30.00
3/29/2024	000116952	OPERS	PERS001	\$ 4,591.86
3/29/2024	000116905	OHIO CSPC	OHIO007	\$ 4,560.53
3/31/2024	000116953	OPERS	PERS001	\$ 250,237.18

END OF REPORT



MARCH EFT PAYMENTS

Document Date	Document Number	Vendor Name	Vendor ID	Document Type	Document Amount
3/13/2024	EFT000000008191	AFSCME	AFSC001	Payment	\$ 4,152.96
3/13/2024	EFT000000008192	AIR PRODUCTS AND CHEMICALS INC	AIRP002	Payment	\$ 34,153.94
3/13/2024	EFT000000008193	AUTOMOTIVE DISTRIBUTORS WAREHOUSE	AUTO009	Payment	\$ 402.40
3/13/2024	EFT000000008194	BOBBIE BARNET - PER DIEM	BARN001	Payment	\$ 256.00
3/13/2024	EFT000000008195	LAUREN BARNES - PER DIEM	BARN003	Payment	\$ 243.20
3/13/2024	EFT000000008196	RICHARD L. BOWEN & ASSOCIATES	BOWE002	Payment	\$ 23,732.71
3/13/2024	EFT000000008197	BRINKS INC.	BRIN001	Payment	\$ 1,984.17
3/13/2024	EFT000000008198	BRUSKE PRODUCTS	BRUS001	Payment	\$ 2,546.48
3/13/2024	EFT000000008199	BUCKEYE POWER SALES	BUCK006	Payment	\$ 1,790.00
3/13/2024	EFT000000008264	CANTON POLICE PATROLMENS	CANT026	Payment	\$ 6,682.23
3/13/2024	EFT000000008200	CANTON TOWING	CANT059	Payment	\$ 2,885.00
3/13/2024	EFT000000008201	CHW ADVISORS	CHWA001	Payment	\$ 5,000.00
3/13/2024	EFT000000008202	CINTAS	CINT001	Payment	\$ 2,916.88
3/13/2024	EFT000000008203	CLEAN ENERGY	CLEA005	Payment	\$ 678.17
3/13/2024	EFT000000008204	CITIZENS FOR SARTA	COMM001	Payment	\$ 204.00
3/13/2024	EFT000000008205	KIRT CONRAD - APTA EXPO	CONR001	Payment	\$ 400.36
3/13/2024	EFT000000008206	CORNERSTONE INFORMATION ASSURANCE LTD	CORN004	Payment	\$ 1,530.00
3/13/2024	EFT000000008207	CULLIGAN OF CANTON	CULL001	Payment	\$ 47.90
3/13/2024	EFT000000008208	CUMMINS SALES AND SERVICE	CUMM002	Payment	\$ 3,588.23
3/13/2024	EFT000000008209	HEARTLAND EXPERT AUTOMOTIVE NAPA	DONS001	Payment	\$ 2,260.28
3/13/2024	EFT000000008210	D & W DIESEL INC	DWDI001	Payment	\$ 1,876.84
3/13/2024	EFT000000008211	EDM Technology, INC	EDMI001	Payment	\$ 5,100.00
3/13/2024	EFT000000008212	EMPLOYER HCS	EHCS001	Payment	\$ 9,039.06
3/13/2024	EFT000000008213	ELDORADO NATIONAL - CALIFORNIA	ELDO001	Payment	\$ 1,078.73
3/13/2024	EFT000000008214	GENFARE LLC	GFI 001	Payment	\$ 1,575.59
3/13/2024	EFT000000008215	GILLIG LLC	GILL001	Payment	\$ 2,982.35
3/13/2024	EFT000000008216	SHEILA GINES - PER DIEM	GINE001	Payment	\$ 243.20
3/13/2024	EFT000000008217	THE GLASS STATION	GLAS001	Payment	\$ 945.00
3/13/2024	EFT000000008218	GOODYEAR TIRE AND RUBBER	GOOD001	Payment	\$ 30.00
3/13/2024	EFT000000008219	HEAVY LIFT SYSTEMS INC.	HEAV001	Payment	\$ 520.00
3/13/2024	EFT000000008220	MARK D HENNING	HENN002	Payment	\$ 2,796.02
3/13/2024	EFT000000008221	INDEPENDENT ELEVATOR CO.	INDE005	Payment	\$ 212.00
3/13/2024	EFT000000008222	INNIS MAGGIORE GROUP INC	INNIO01	Payment	\$ 27,078.28
3/13/2024	EFT000000008223	J. P. BOYLAN CO. & SONS	JPBO001	Payment	\$ 180.00
3/13/2024	EFT000000008224	BRIAN KERNS	KERN001	Payment	\$ 192.00
3/13/2024	EFT000000008225	MAGIC GARAGE DOOR INC	MAGI001	Payment	\$ 120.00
3/13/2024	EFT000000008226	MCMASTER - CARR	MCMA001	Payment	\$ 305.88
3/13/2024	EFT000000008227	M CONLEY	MCON001	Payment	\$ 1,684.11

3/13/2024	EFT000000008228	DELANO MEANS - PER DIEM	MEAN002	Payment	\$	256.00
3/13/2024	EFT000000008229	MEDICAID BILLING SOLUTIONS INC	MEDI004	Payment	\$	400.00
3/13/2024	EFT000000008265	METRO CLEVELAND SECURITY INC	METR006	Payment	\$	7,134.60
3/13/2024	EFT000000008230	MOHAWK MFG. & SUPPLY CO.	MOHA001	Payment	\$	2,542.09
3/13/2024	EFT000000008231	MSC INDUSTRIAL SUPPLY CO	MSCI001	Payment	\$	208.32
3/13/2024	EFT000000008232	MUNCIE RECLAMATION & SPLY	MUNC001	Payment	\$	332.92
3/13/2024	EFT000000008233	OHIO AFSCME CAREPLAN	OHIO002	Payment	\$	12,740.50
3/13/2024	EFT000000008234	AIRGAS USA LLC	OHIO003	Payment	\$	842.03
3/13/2024	EFT000000008235	PEOPLE	PEOP001	Payment	\$	17.55
3/13/2024	EFT000000008236	PLANETERIA MEDIA	PLAN001	Payment	\$	7,702.80
3/13/2024	EFT000000008237	CLAYTON POPIK - PER DIEM	POPI001	Payment	\$	96.00
3/13/2024	EFT000000008238	PRO FOOTBALL HALL OF FAME	PROF001	Payment	\$	5,000.00
3/13/2024	EFT000000008239	PROFORMA 3RD DEGREE MARKETING	PROF004	Payment	\$	125.63
3/13/2024	EFT000000008240	REDMONDS PARTS & SUPPY INC.	REDM001	Payment	\$	3,822.11
3/13/2024	EFT000000008241	J DAVID RESS	RESS001	Payment	\$	498.00
3/13/2024	EFT000000008242	SABILITY HCM SERVICES	SABIO01	Payment	\$	4,725.00
3/13/2024	EFT000000008243	SAFETY-KLEEN	SAFE001	Payment	\$	913.01
3/13/2024	EFT000000008244	SAFEGUARD PREMIER BRANDING SOLUTION	SAFE003	Payment	\$	4,940.15
3/13/2024	EFT000000008245	SILCO	SILC001	Payment	\$	76.50
3/13/2024	EFT000000008246	CRAIG SMITH - PER DIEM	SMIT009	Payment	\$	256.00
3/13/2024	EFT000000008247	STALEY TECH INC	STAL001	Payment	\$	1,821.00
3/13/2024	EFT000000008248	STANDARD PLUMBING AND HEAT	STAN001	Payment	\$	3,798.25
3/13/2024	EFT000000008249	STAPLES ADVANTAGE	STAP001	Payment	\$	506.88
3/13/2024	EFT000000008250	ROBIN STEVENS - PER DIEM	STEV002	Payment	\$	320.00
3/13/2024	EFT000000008251	TANK INTEGRITY SERVICES INC	TANK002	Payment	\$	445.00
3/13/2024	EFT000000008252	TESCO	TESC001	Payment	\$	10,244.60
3/13/2024	EFT000000008253	THOMAS ENERGY CONSULTING	THOM014	Payment	\$	6,982.04
3/13/2024	EFT000000008254	SARA UMSTEAD - PER DIEM	UMST001	Payment	\$	256.00
3/13/2024	EFT000000008255	UPS FREIGHT	UPSF001	Payment	\$	71.10
3/13/2024	EFT000000008256	VESCO OIL	VESC001	Payment	\$	7,905.00
3/13/2024	EFT000000008257	WDJQ FM RADIO STATION	WDJQ001	Payment	\$	1,172.80
3/13/2024	EFT000000008258	THE WORKSHOPS INC.	WORK002	Payment	\$	1,339.86
3/13/2024	EFT000000008259	WORK HEALTH & SAFETY SERVICES	WORK003	Payment	\$	5,945.00
3/13/2024	EFT000000008260	W.W. GRAINGER INC.	WWGR001	Payment	\$	1,430.08
3/13/2024	EFT000000008261	YOUNG TRUCK SALES INC.	YOUN002	Payment	\$	450.00
3/13/2024	EFT000000008262	KEITH ZACHARY - TRAPEZE & PER DIEM	ZACH003	Payment	\$	320.00
3/13/2024	EFT000000008263	ZIEGLERS BOLT NUT HOUSE	ZIEG002	Payment	\$	59.98
3/20/2024	EFT000000008266	AFSCME	AFSC001	Payment	\$	4,152.96
3/20/2024	EFT000000008267	AIR PRODUCTS AND CHEMICALS INC	AIRP002	Payment	\$	11,965.98
3/20/2024	EFT000000008268	AMERICAN FOOD & VENDING	AMER029	Payment	\$	799.59
3/20/2024	EFT000000008269	AVAIL TECHNOLOGIES	AVAI001	Payment	\$	17,688.00
3/20/2024	EFT000000008270	KEVIN BAKER - PER DIEM	BAKE001	Payment	\$	103.50
3/20/2024	EFT000000008271	NICK BREINIG - TOOL ALLOWANCE	BREI002	Payment	\$	500.00
3/20/2024	EFT000000008272	CANTON PEST CONTROL	CANT023	Payment	\$	229.00
3/20/2024	EFT000000008273	CANTON TOWING	CANT059	Payment	\$	2,705.00
3/20/2024	EFT000000008302	CINTAS	CINT001	Payment	\$	2,826.93
3/20/2024	EFT000000008274	CLEAN ENERGY	CLEA005	Payment	\$	23,343.30

3/20/2024	EFT000000008275	CITIZENS FOR SARTA	COMM001	Payment	\$	213.00
3/20/2024	EFT000000008276	COPLY OHIO NEWSPAPERS	COPL001	Payment	\$	3,080.00
3/20/2024	EFT000000008277	CUMMINS SALES AND SERVICE	CUMM002	Payment	\$	2,093.84
3/20/2024	EFT000000008278	DE LAGE LANDEN FINANCIAL SEVICES INC	DELA001	Payment	\$	843.44
3/20/2024	EFT000000008279	HEARTLAND EXPERT AUTOMOTIVE NAPA	DONS001	Payment	\$	261.56
3/20/2024	EFT000000008280	D & W DIESEL INC	DWDI001	Payment	\$	1,000.66
3/20/2024	EFT000000008281	MARK FINNICUM - PER DIEM	FINN001	Payment	\$	103.50
3/20/2024	EFT000000008282	GENFARE LLC	GFI 001	Payment	\$	615.46
3/20/2024	EFT000000008283	GILLIG LLC	GILL001	Payment	\$	2,908.78
3/20/2024	EFT000000008284	J. P. BOYLAN CO. & SONS	JPBO001	Payment	\$	300.00
3/20/2024	EFT000000008285	KRONOS SAASHR INC	KRON001	Payment	\$	112.07
3/20/2024	EFT000000008286	KWGD	KRUG001	Payment	\$	35,134.32
3/20/2024	EFT000000008287	MCMaster - CARR	MCMA001	Payment	\$	77.81
3/20/2024	EFT000000008288	M CONLEY	MCON001	Payment	\$	160.80
3/20/2024	EFT000000008289	MOHAWK MFG. & SUPPLY CO.	MOHA001	Payment	\$	34.80
3/20/2024	EFT000000008290	MSC INDUSTRIAL SUPPLY CO	MSCI001	Payment	\$	1,829.54
3/20/2024	EFT000000008291	MUNCIE RECLAMATION & SPL Y	MUNC001	Payment	\$	1,476.00
3/20/2024	EFT000000008292	PEOPLE	PEOP001	Payment	\$	17.55
3/20/2024	EFT000000008293	PORTS PETROLEUM CO. INC.	PORT002	Payment	\$	574.86
3/20/2024	EFT000000008303	REDMONDS PARTS & SUPPY INC.	REDM001	Payment	\$	0.54
3/20/2024	EFT000000008294	SAFETY-KLEEN	SAFE001	Payment	\$	66.63
3/20/2024	EFT000000008295	SILCO	SILC001	Payment	\$	277.40
3/20/2024	EFT000000008296	STAPLES ADVANTAGE	STAP001	Payment	\$	235.53
3/20/2024	EFT000000008297	TESCO	TESC001	Payment	\$	2,227.54
3/20/2024	EFT000000008298	TRAVELHOST OF AKRON CANTON	TRAV004	Payment	\$	475.00
3/20/2024	EFT000000008299	W.W. GRAINGER INC.	WWGR001	Payment	\$	146.88
3/20/2024	EFT000000008300	YMCA OF CENTRAL STARK COUNTY	YMCA003	Payment	\$	3,078.50
3/20/2024	EFT000000008301	ZEP MANUFACTURING CO.	ZEPM001	Payment	\$	2,966.61
3/27/2024	EFT000000008305	AFSCME	AFSC001	Payment	\$	4,146.95
3/27/2024	EFT000000008348	AIR PRODUCTS AND CHEMICALS INC	AIRP002	Payment	\$	27,003.87
3/27/2024	EFT000000008306	AMERICAN FOOD & VENDING	AMER029	Payment	\$	507.10
3/27/2024	EFT000000008351	AUTOMOTIVE DISTRIBUTORS WAREHOUSE	AUTO009	Payment	\$	1,654.10
3/27/2024	EFT000000008307	KEVIN BAKER -AL EXPENSES	BAKE001	Payment	\$	117.33
3/27/2024	EFT000000008352	TAMMY BROWN - PER DIEM	BROW003	Payment	\$	158.00
3/27/2024	EFT000000008308	CANTON POLICE PATROLMENS	CANT026	Payment	\$	7,057.05
3/27/2024	EFT000000008309	CANTON TOWING	CANT059	Payment	\$	900.00
3/27/2024	EFT000000008310	CHW ADVISORS	CHWA001	Payment	\$	5,000.00
3/27/2024	EFT000000008311	CINTAS	CINT001	Payment	\$	3,395.84
3/27/2024	EFT000000008312	CITIZENS FOR SARTA	COMM001	Payment	\$	211.00
3/27/2024	EFT000000008313	COMMUNITY ACTION WAYNE MEDINA	COMM011	Payment	\$	8,768.88
3/27/2024	EFT000000008353	KIRT CONRAD - PER DIEM	CONR001	Payment	\$	158.00
3/27/2024	EFT000000008314	CUMMINS SALES AND SERVICE	CUMM002	Payment	\$	1,052.23
3/27/2024	EFT000000008315	DAMON INDUSTRIES INC	DAMO001	Payment	\$	640.66
3/27/2024	EFT000000008316	HEARTLAND EXPERT AUTOMOTIVE NAPA	DONS001	Payment	\$	481.38
3/27/2024	EFT000000008317	ELDORADO NATIONAL - CALIFORNIA	ELDO001	Payment	\$	161.91
3/27/2024	EFT000000008318	MARK FINNICUM - AL EXPENSES	FINN001	Payment	\$	87.47
3/27/2024	EFT000000008350	FIRST CHRISTIAN CHURCH	FIRS007	Payment	\$	7,107.50

3/27/2024	EFT000000008319	EBONY FONTES - PER DIEM	FONT001	Payment	\$	414.00
3/27/2024	EFT000000008320	JAMES GAMBLE-CDL REIMBURSEMENT	GAMB001	Payment	\$	115.00
3/27/2024	EFT000000008321	GENFARE LLC	GFI 001	Payment	\$	126.75
3/27/2024	EFT000000008322	GILLIG LLC	GILL001	Payment	\$	6,373.14
3/27/2024	EFT000000008323	SHEILA GINES - PER DIEM	GINE001	Payment	\$	370.00
3/27/2024	EFT000000008324	GLADIUEX ENEGY	GLAD001	Payment	\$	23,843.58
3/27/2024	EFT000000008325	THE GLASS STATION	GLAS001	Payment	\$	600.00
3/27/2024	EFT000000008326	GOODYEAR TIRE AND RUBBER	GOOD001	Payment	\$	18,499.54
3/27/2024	EFT000000008327	GRAPHIC ENTERPRISES INC	GRAP001	Payment	\$	554.05
3/27/2024	EFT000000008328	JOHNNY ON THE SPOT LLC	JOHN009	Payment	\$	241.29
3/27/2024	EFT000000008329	J. P. BOYLAN CO. & SONS	JPBO001	Payment	\$	200.00
3/27/2024	EFT000000008330	JAMES KNOW JR-CDL REIMBURSEMENT	KNOX002	Payment	\$	115.00
3/27/2024	EFT000000008331	MAGIC GARAGE DOOR INC	MAGI001	Payment	\$	560.00
3/27/2024	EFT000000008332	MASSILLON CHAMBER OF COMM	MASS002	Payment	\$	148.50
3/27/2024	EFT000000008333	MCMASTER - CARR	MCMA001	Payment	\$	147.40
3/27/2024	EFT000000008334	METRO CLEVELAND SECURITY INC	METR006	Payment	\$	6,100.60
3/27/2024	EFT000000008335	MOHAWK MFG. & SUPPLY CO.	MOHA001	Payment	\$	2,688.16
3/27/2024	EFT000000008336	TYRONE MOORE - PER DIEM	MOOR003	Payment	\$	370.00
3/27/2024	EFT000000008337	MSC INDUSTRIAL SUPPLY CO	MSCI001	Payment	\$	839.60
3/27/2024	EFT000000008338	MUNCIE RECLAMATION & SPL	MUNC001	Payment	\$	1,743.39
3/27/2024	EFT000000008304	NEORIDE	NEOR001	Payment	\$	22,607.65
3/27/2024	EFT000000008339	PEOPLE	PEOP001	Payment	\$	17.55
3/27/2024	EFT000000008340	PRINTING CONCEPTS INC	PRIN004	Payment	\$	770.00
3/27/2024	EFT000000008349	REDMONDS PARTS & SUPPY INC.	REDM001	Payment	\$	2,321.47
3/27/2024	EFT000000008341	R STRATEGY GROUP	RSTA001	Payment	\$	4,125.00
3/27/2024	EFT000000008342	SABILITY HCM SERVICES	SABI001	Payment	\$	3,318.75
3/27/2024	EFT000000008343	WILLIAMS SCOTSMAN INC	SCOT002	Payment	\$	3,501.30
3/27/2024	EFT000000008344	SPEEDIE	SPEE001	Payment	\$	277.50
3/27/2024	EFT000000008345	STANDARD PLUMBING AND HEAT	STAN001	Payment	\$	1,301.00
3/27/2024	EFT000000008346	TESCO	TESC001	Payment	\$	5,043.21
3/27/2024	EFT000000008347	TRAPEZE SOFTWARE GROUP	TRAP001	Payment	\$	34,690.00

END OF REPORT

Project Name	Grant Number	PID #	Deadline to Use	Federal Share	Year	Funded Amount	Total Draws	Remaining Grant Balance
4 CMAQ CNG Buses	OH-2020-011-00		9/30/2024	80%	2020	\$ 1,856,000.00	\$ (1,856,000.00)	\$ -
CMAQ Hydrogen Station	OH-2020-011-00		9/30/2024	90%	2020	\$ 1,240,000.00	\$ (78,464.00)	\$ 1,161,536.00
						\$ 3,096,000.00	\$ (1,934,464.00)	\$ 1,161,536.00
IMI Research CSU	OH-2020-032-00		2/28/2024	100%	2020	\$ 250,000.00	\$ (242,500.00)	\$ -
IMI Research Masabi	OH-2020-032-00		2/28/2024	100%	2020	\$ 726,425.00	\$ (478,663.00)	\$ -
IMI Research Calstart	OH-2020-032-00		2/28/2024	100%	2020	\$ 454,000.00	\$ (386,662.00)	\$ 17,338.00
IMI Research TANK	OH-2020-032-00		2/28/2024	100%	2020	\$ 148,560.00	\$ (148,560.00)	\$ -
IMI Research SORTA	OH-2020-032-00		2/28/2024	100%	2020	\$ 150,000.00	\$ (150,000.00)	\$ -
IMI Research Laketran	OH-2020-032-00		2/28/2024	100%	2020	\$ 7,785.00	\$ (7,785.00)	\$ -
IMI Research Medina County	OH-2020-032-00		2/28/2024	100%	2020	\$ 8,075.00	\$ (8,075.00)	\$ -
IMI Research Sandusky	OH-2020-032-00		2/28/2024	100%	2020	\$ 13,534.00	\$ (13,534.00)	\$ -
IMI Research SEAT	OH-2020-032-00		2/28/2024	100%	2020	\$ 13,534.00	\$ (13,534.00)	\$ -
IMI Research SARTA	OH-2020-032-00		2/28/2024	100%	2020	\$ 102,480.00	\$ (101,608.00)	\$ 872.00
IMI Research NEORide	OH-2020-032-00		2/28/2024	100%	2020	\$ 86,530.00	\$ (251,367.00)	\$ 163.00
IMI Research Other	OH-2020-032-00		2/28/2024	100%	2020	\$ 169,193.00	\$ (164,999.00)	\$ 11,843.00
						\$ 2,130,116.00	\$ (1,967,287.00)	\$ 30,216.00
FY20 5310 SARTA Admin	OH-2020-042-00		3/30/2024	100%	2020	\$ 30,368.00	\$ (30,368.00)	\$ -
FY20 5310 SARTA <30 Vehicle	OH-2020-042-00		3/30/2024	80%	2020	\$ 13,812.00	\$ (13,812.00)	\$ -
FY20 5310 FCC Op	OH-2020-042-00		3/30/2024	100%	2020	\$ 27,364.00	\$ (27,364.00)	\$ -
FY20 5310 ABCD Op	OH-2020-042-00		3/30/2024	100%	2020	\$ 35,000.00	\$ (35,000.00)	\$ -
FY20 5310 ABCD Cap	OH-2020-042-00		3/30/2024	80%	2020	\$ 76,542.00	\$ (61,234.00)	\$ 15,308.00
FY20 5310 TWI Cap	OH-2020-042-00		3/30/2024	80%	2020	\$ 62,968.00	\$ (62,968.00)	\$ -
FY20 5310 TWI Op	OH-2020-042-00		3/30/2024	100%	2020	\$ 27,857.00	\$ (27,857.00)	\$ -
FY20 5310 JRC Op	OH-2020-042-00		3/30/2024	100%	2020	\$ 10,771.00	\$ (7,086.00)	\$ 3,685.00
FY20 5310 SARTA MM	OH-2020-042-00		3/30/2024	50%	2020	\$ 19,000.00	\$ (19,000.00)	\$ -
						\$ 303,682.00	\$ (284,689.00)	\$ 18,993.00
DERG 6+2 <30' CNG Buses	OH-2021-001-00		3/31/2026	80%	2020	\$ 758,035.00	\$ (758,035.00)	\$ -
FY21 DERG 7 30' CNG Buses	OH-2021-001-00		3/31/2026	78%	2021	\$ 830,919.18	\$ 36,849.00	\$ 867,768.18
FY22 DERG	OH-2021-001-00		3/31/2026	80%	2022	\$ 2,000,000.00	\$ 237,251.00	\$ 2,237,251.00
FY22 OTHPP- bus	OH-2021-001-00		3/31/2026	80%	2022	\$ 108,000.00	\$ (25,600.00)	\$ 82,400.00
FY22 OTHPP- Facility Electrical Upgrade	OH-2021-001-00		3/31/2026	80%	2022	\$ 400,000.00	\$ (133,890.00)	\$ 266,110.00
FY22 OTHPP- Expansion of Hydrogen Tank	OH-2021-001-00		3/31/2026	80%	2022	\$ 1,280,000.00	\$ -	\$ 1,280,000.00
FY23 OTHPP2 CNG Bus Replacement	OH-2021-001-00		3/31/2026	80%	2023	\$ 652,680.00	\$ -	\$ 652,680.00
FY22 CR Gateway Expansion	OH-2021-001-00		3/31/2026	80%	2023	\$ 2,000,000.00	\$ (2,000,000.00)	\$ -
FY23 OTHPP2 TVM Machines	OH-2021-001-00		3/31/2026	80%	2023	\$ 148,000.00	\$ -	\$ 148,000.00
FY23 CR Hydorgen Paratransit Bus and Add-ons	OH-2021-001-00		3/31/2026	79%	2023	\$ 422,650.00	\$ -	\$ 422,650.00
FY23 DERG 35' CNG Low Floor Buses	OH-2021-001-00		3/31/2026	80%	2023	\$ 1,539,180.00	\$ -	\$ 1,539,180.00
						\$ 10,139,464.18	\$ (2,643,425.00)	\$ 7,496,039.18

FY21 CRRSSA 5310 Mercy Op	OH-2021-005	3/30/2026	100%	2021	\$	12,000.00	\$	(13,766.00)	\$	1,234.00
FY21 CRRSSA 5310 FCC Op	OH-2021-005	3/30/2026	100%	2021	\$	5,000.00	\$	(5,000.00)	\$	-
FY21 CRRSSA 5310 ABCD Op	OH-2021-005	3/30/2026	100%	2021	\$	17,693.00	\$	(17,693.00)	\$	-
FY21 CRRSSA 5310 Foundations Op	OH-2021-005	3/30/2026	100%	2021	\$	3,000.00	\$	-	\$	-
FY21 CRRSSA 5310 TWI Op	OH-2021-005	3/30/2026	100%	2021	\$	12,000.00	\$	(12,000.00)	\$	-
FY21 CRRSSA 5310 JRC Op	OH-2021-005	3/30/2026	100%	2021	\$	3,000.00	\$	(3,000.00)	\$	-
					\$	52,693.00	\$	(51,459.00)	\$	1,234.00
<hr/>										
OH-2021-023 FY21 ARPA (JRC)	OH-2021-023	9/30/2024	100%	2021	\$	3,000.00	\$	-	\$	3,000.00
OH-2021-023 FY21 ARPA ABCD	OH-2021-023	9/30/2024	100%	2021	\$	11,388.00	\$	(11,388.00)	\$	-
OH-2021-023 FY21 ARPA Foundat	OH-2021-023	9/30/2024	100%	2021	\$	3,000.00	\$	-	\$	-
OH-2021-023 FY21 ARPA Mercy	OH-2021-023	9/30/2024	100%	2021	\$	18,947.00	\$	(21,636.00)	\$	311.00
OH-2021-023 FY21 ARPA TWI	OH-2021-023	9/30/2024	100%	2021	\$	8,699.00	\$	(8,699.00)	\$	-
OH-2021-023 FY22 ARPA FCC	OH-2021-023	9/30/2024	100%	2021	\$	7,660.00	\$	(7,660.00)	\$	-
					\$	52,694.00	\$	(49,383.00)	\$	3,311.00
<hr/>										
FY21 CNG FACILITY	OH-2021-046-00	12/31/2024	80%	2021	\$	2,000,000.00	\$	(1,849,199.00)	\$	150,801.00
FY21 5307 HYDRO STATION	OH-2021-046-00	12/31/2024	80%	2021	\$	366,936.00	\$	(6,480.00)	\$	360,456.00
FY21 5307 PM	OH-2021-046-00	12/31/2024	80%	2021	\$	1,302,343.00	\$	(181,536.00)	\$	-
FY21 5307 Massillon Transit Center Project	OH-2021-046-00	12/31/2024	80%	2021	\$	-	\$	(1,120,807.00)	\$	-
2021 5307 TOOLS	OH-2021-046-00	12/31/2024	80%	2021	\$	6,000.00	\$	(5,999.00)	\$	1.00
FY21 5307 TRANSIT ENHANSMENT	OH-2021-046-00	12/31/2024	80%	2021	\$	45,000.00	\$	(23,353.00)	\$	21,647.00
FY21 5307 SOFTWARE	OH-2021-046-00	12/31/2024	80%	2021	\$	244,000.00	\$	(159,325.00)	\$	84,675.00
FY21 5307 HARDWARE	OH-2021-046-00	12/31/2024	80%	2021	\$	28,000.00	\$	(19,392.00)	\$	8,608.00
					\$	3,992,279.00	\$	(3,366,091.00)	\$	626,188.00
<hr/>										
FY 21 ABCD BUS REPLACEMENT	OH-2021-036-00	3/31/2026	100%	2021	\$	72,126.00	\$	(72,126.00)	\$	-
FY 21 ABCD OPERATING	OH-2021-036-00	3/31/2026	100%	2021	\$	26,704.00	\$	(26,704.00)	\$	-
FY 2021 FCC BUS REPLACEMENT	OH-2021-036-00	3/31/2026	100%	2021	\$	71,239.00	\$	-	\$	71,239.00
FY 2021 FCC OPERATING	OH-2021-036-00	3/31/2026	100%	2021	\$	20,750.00	\$	(20,750.00)	\$	-
FY 21 MERCY OPERATING	OH-2021-036-00	3/31/2026	100%	2021	\$	37,894.00	\$	(3,675.00)	\$	34,219.00
FY 21 WORKSHOP BUS EXPANSION	OH-2021-036-00	3/31/2026	100%	2021	\$	66,366.00	\$	(66,366.00)	\$	-
FY 21 WORKSHOP OPERATING	OH-2021-036-00	3/31/2026	100%	2021	\$	12,575.00	\$	(12,575.00)	\$	-
					\$	307,654.00	\$	(202,196.00)	\$	105,458.00

FY22 ABCD Capital	OH-2022-036-00		3/30/2025	100%	2022	\$ 90,051.00	\$ (90,051.00)	\$ -
FY22 ABCD Bus Capital Overages	OH-2022-036-00		3/30/2025	100%	2022	\$ -	\$ (17,925.00)	\$ -
FY22 TWI Bus Capital Overages	OH-2022-036-00		3/30/2025	100%	2022	\$ -	\$ -	\$ 27,718.00
FY22 ABCD Operating	OH-2022-036-00		3/30/2025	100%	2022	\$ 76,440.00	\$ (76,440.00)	\$ -
FY22 TWI Capital	OH-2022-036-00		3/30/2025	100%	2022	\$ 78,530.00	\$ (25,661.00)	\$ 52,869.00
FY22 TWI Operating	OH-2022-036-00		3/30/2025	100%	2022	\$ 43,186.00	\$ (43,186.00)	\$ -
						\$ 288,207.00	\$ (253,263.00)	\$ 80,587.00
FY22 5339 Vehicle Replacement	OH-2022-030-00		3/30/2028	80%	2022	\$ 439,345.00	\$ (60,288.00)	\$ 379,057.00
FY22 5307 40' Bus Replacement	OH-2022-030-00	112099	3/30/2028	80%	2022	\$ -	\$ -	\$ -
FY22 5307 Preventative Maintenance	OH-2022-030-00		3/30/2028	80%	2022	\$ 735,613.00	\$ -	\$ 735,613.00
FY22 5307 Operating	OH-2022-030-00		3/30/2028	50%	2022	\$ 640,000.00	\$ -	\$ 640,000.00
FY22 5307 Support Vehicle Replacement	OH-2022-030-00		3/30/2028	80%	2022	\$ 80,000.00	\$ (80,000.00)	\$ -
FY22 5307 Transit Enhancements	OH-2022-030-00		3/30/2028	80%	2022	\$ 51,300.00	\$ (51,300.00)	\$ -
FY22 5307 Security	OH-2022-030-00		3/30/2028	80%	2022	\$ 51,300.00	\$ (50,761.00)	\$ 539.00
FY22 5307 Tools	OH-2022-030-00		3/30/2028	80%	2022	\$ 130,000.00	\$ (22,023.00)	\$ 107,977.00
FY22 5307 HVAC upgrades	OH-2022-030-00		3/30/2028	80%	2022	\$ 320,000.00	\$ (246,950.00)	\$ 73,050.00
FY22 5307 Massillon Transit Center	OH-2022-030-00	116510	3/30/2028	80%	2022	\$ -	\$ (1,826,105.00)	\$ 173,895.00
FY22 5307 Building Expansion	OH-2022-030-00		3/30/2028	80%	2022	\$ 2,000,000.00	\$ -	\$ -
FY22 5307 Hardware	OH-2022-030-00		3/30/2028	80%	2022	\$ 76,240.00	\$ (76,228.00)	\$ 12.00
FY22 5307 Software	OH-2022-030-00		3/30/2028	80%	2022	\$ 869,600.00	\$ (14,525.00)	\$ 855,075.00
FY22 5307 Phone Service upgrade	OH-2022-030-00		3/30/2028	80%	2022	\$ 96,000.00	\$ (23,017.00)	\$ 72,983.00
FY22 5307 RH FCC THOM/HENN	OH-2022-030-00		3/30/2028	80%	2022	\$ 80,000.00	\$ (80,000.00)	\$ -
						\$ 5,569,398.00	\$ (2,531,197.00)	\$ 3,038,201.00
FY23 LoNo 2 -40' Electric Buses	OH-2023-016-00	119836	3/30/2027	85%	2023	\$ 2,289,857.00	\$ -	\$ 2,289,857.00
FY23 LoNo 8 CNG Paratransit Buses	OH-2023-016-00	119836	3/30/2027	85%	2023	\$ 1,563,608.00	\$ -	\$ 1,563,608.00
FY23 LoNo Gaseous Monitors	OH-2023-016-00	119836	3/30/2027	90%	2023	\$ 287,118.00	\$ (27,741.00)	\$ 259,377.00
FY LoNo Electric Chargers	OH-2023-016-00	119836	3/30/2027	90%	2023	\$ 271,544.00	\$ -	\$ 271,544.00
FY22 LoNo 12 CNG LTV	OH-2023-016-00	112101	3/30/2027	85%	2022	\$ 2,393,600.00	\$ -	\$ 2,393,600.00
						\$ 6,805,727.00	\$ (27,741.00)	\$ 6,777,986.00
FY28 CR Hydorgen Paratransit Bus and Add-ons	Awarded	118596		79%	2028	\$ 422,650.00	\$ -	\$ 422,650.00
						\$ 422,650.00	\$ -	\$ 422,650.00

FY23 5307 Transit Enhancements	OH-2022-030-00	118352	3/30/2028	80%	2023	\$	52,304.00	\$	(4,457.00)	\$	47,847.00
FY23 5307 Security	OH-2022-030-00	118341	3/30/2028	80%	2023	\$	52,304.00	\$	(15,629.00)	\$	36,675.00
FY 23 5307 Massillon Transit Center	OH-2022-030-00	116510	3/30/2028	80%	2023	\$	1,402,494.00	\$	-	\$	1,402,494.00
FY23 5307 Support Vehicles	OH-2022-030-00	118345	3/30/2028	80%	2023	\$	128,000.00	\$	(127,978.00)	\$	22.00
FY 23 5307 Gateway Office Expansion	OH-2022-030-00	117724	3/30/2028	80%	2023	\$	-	\$	-	\$	-
FY23 5307 Operating	OH-2022-030-00		3/30/2028	50%	2023	\$	1,790,490.00	\$	-	\$	1,790,490.00
FY 23 5307 Hardware	OH-2022-030-00	118342	3/30/2028	80%	2023	\$	96,000.00	\$	(67,703.00)	\$	28,297.00
FY 23 5307 Software	OH-2022-030-00	118342	3/30/2028	80%	2023	\$	28,800.00	\$	(1,400.00)	\$	27,400.00
FY23 5307 RHFCC THOM/HENN	OH-2022-030-00	104597	3/30/2028	80%	2023	\$	80,000.00	\$	(50,525.00)	\$	29,475.00
FY23 5339 Buses	OH-2022-030-00		3/30/2028	80%	2023	\$	451,698.00	\$	(14,150.00)	\$	437,548.00
FY23 5307 Preventitive Maintenance	OH-2022-030-00	104596	3/30/2028	80%	2023	\$	1,600,000.00	\$	(1,293,940.00)	\$	306,060.00
						\$	5,682,090.00	\$	(1,575,782.00)	\$	4,106,308.00
NEORide EZConnect	OH-2023-030-00	118695	4/30/2025	100%	2023	\$	130,000.00	\$	(5,466.00)	\$	124,534.00
IBI Group EZConnect	OH-2023-030-00	118695	4/30/2025	100%	2023	\$	95,000.00	\$	(70,000.00)	\$	25,000.00
EZConnect Project	OH-2023-030-00	118695	4/30/2025	100%	2023	\$	1,025,000.00	\$	-	\$	1,025,000.00
						\$	1,250,000.00	\$	(75,466.00)	\$	1,174,534.00
FY23 5310 ABCD Vehicle	OH-2022-036-00	118340		100%	2023	\$	80,000.00	\$	-	\$	80,000.00
FY23 5310 ABCD Operating	OH-2022-036-00	118340		100%	2023	\$	96,531.00	\$	(31,919.00)	\$	64,612.00
FY23 5310 FCC Operating	OH-2022-036-00	118340		100%	2023	\$	96,685.00	\$	-	\$	96,685.00
FY23 5310 SARTA Van	OH-2022-036-00	118340		80%	2023	\$	100,000.00	\$	-	\$	100,000.00
FY23 5310 SARTA Mobility Management	OH-2022-036-00	118340		50%	2023	\$	21,271.00	\$	(21,271.00)	\$	-
FY23 5310 TWI Vehicles	OH-2022-036-00	118340		100%	2023	\$	100,000.00	\$	-	\$	100,000.00
FY23 5310 TWI Operating	OH-2022-036-00	118340		100%	2023	\$	41,540.00	\$	(41,540.00)	\$	-
						\$	536,027.00	\$	(94,730.00)	\$	441,297.00
FY24 OTP2 Gateway Construction/Renovation	Awarded			80%	2024	\$	2,000,000.00	\$	-	\$	2,000,000.00
FY24 OTP2 4 CNG Paratransit Buses	Awarded			80%	2024	\$	800,000.00	\$	-	\$	800,000.00
FY24 OTP2 Accounting/Procurement Software	Awarded			80%	2024	\$	520,000.00	\$	-	\$	520,000.00
FY24 OTP2 Preventative Maintenance	Awarded			80%	2024	\$	655,103.00	\$	-	\$	655,103.00
FY24 OTP2 Garage Safety Harness/Portable Lifts	Awarded			80%	2024	\$	160,000.00	\$	-	\$	160,000.00
						\$	4,135,103.00	\$	-	\$	4,135,103.00

Farebox Local Match	OTPP-0084-GRF-202	100%	2020	\$	440,857.00	\$	(440,857.00)	\$	-	
Validators	OTPP-0084-GRF-203	100%	2020	\$	280,676.00	\$	(148,273.62)	\$	132,402.38	
				\$	721,533.00	\$	(589,130.62)	\$	132,402.38	
Purchase Computer software	CARE-0084-064-214	100%	2021	\$	7,676.00	\$	-	\$	7,676.00	
Surveillance/Security	CARE-0084-064-215	100%	2021	\$	78,000.00	\$	-	\$	78,000.00	
Purchase Fare Collection equipment	CARE-0084-064-216	100%	2021	\$	42,000.00	\$	-	\$	42,000.00	
5339 Wayne Co Buses	084-CARE-21-0200	100%	2021	\$	237,519.00	\$	(223,020.00)	\$		
				\$	365,195.00	\$	(223,020.00)	\$	127,676.00	
FY22 UTP- Upgrade Hydrogen Tank- Local Match	TUTP-0084-GRF-221	100%	2022	\$	500,000.00	\$	(1,620.00)	\$	498,380.00	
FY22 UPT- PREVENTIVE MAINTENANCE	TUTP-0084-GRF-222	100%	2022	\$	98,181.00	\$	(97,086.35)	\$	1,094.65	
				\$	598,181.00	\$	(98,706.35)	\$	499,474.65	
FY-24 UPT Administration Building(Gateway)	TUTP-0084-GRF-241	Use last (2024)	100%	2024	\$	420,282.00	\$	(420,282.00)	\$	-
FY-24 UPT Administration Facility Furniture (Mass&Gateway)	TUTP-0084-GRF-242		100%	2024	\$	260,000.00	\$	(208,041.34)	\$	51,958.66
				\$	680,282.00	\$	(628,323.34)	\$	51,958.66	
FY28 CMAQ 3 CNG Paratransits	Awarded	79%	2028	\$	592,500.00	\$	-	\$	592,500.00	
FY29 CMAQ 3 CNG Paratransits	Awarded	79%	2029	\$	592,500.00	\$	-	\$	592,500.00	
				\$	1,185,000.00	\$	-	\$	1,185,000.00	
FY25 OTP2 Preventative Maintenance	Awarded	80%	2028	\$	800,000.00	\$	-	\$	800,000.00	
FY25 OTP2 Transit Development Plan	Awarded	80%	2029	\$	160,000.00	\$	-	\$	160,000.00	
				\$	960,000.00	\$	-	\$	960,000.00	
FY24 OWMP Regional Pass Feasibility Study	Awarded	80%	2029	\$	158,240.00	\$	-	\$	158,240.00	
				\$	158,240.00	\$	-	\$	158,240.00	
FY23 SMART Grant Accident Avoidance	Awarded	100%	2029	\$	1,975,000.00	\$	-	\$	1,975,000.00	
				\$	1,975,000.00	\$	-	\$	1,975,000.00	

	FUNDED Amount	FUNDING SPENT	FUNDING BALANCE
Active	\$ 51,410,345.18	\$ (21,300,373.31)	\$ 30,008,502.87
Pending	\$ 4,700,890.00	\$ -	\$ 4,700,890.00
Total	\$ 56,111,235.18	\$ (21,300,373.31)	\$ 34,709,392.87




Development & Special Projects

Clayton Popik
Director

Massillon Transit Center

We have been granted partial occupancy for Massillon. Drivers may begin using the break room as soon as we finish work on the badge readers. We hope to have passengers in by the end of the month. The contractor will complete the final details and punch list items in the coming weeks, and phase II will begin once we have vacated the temporary site.



Administration Building

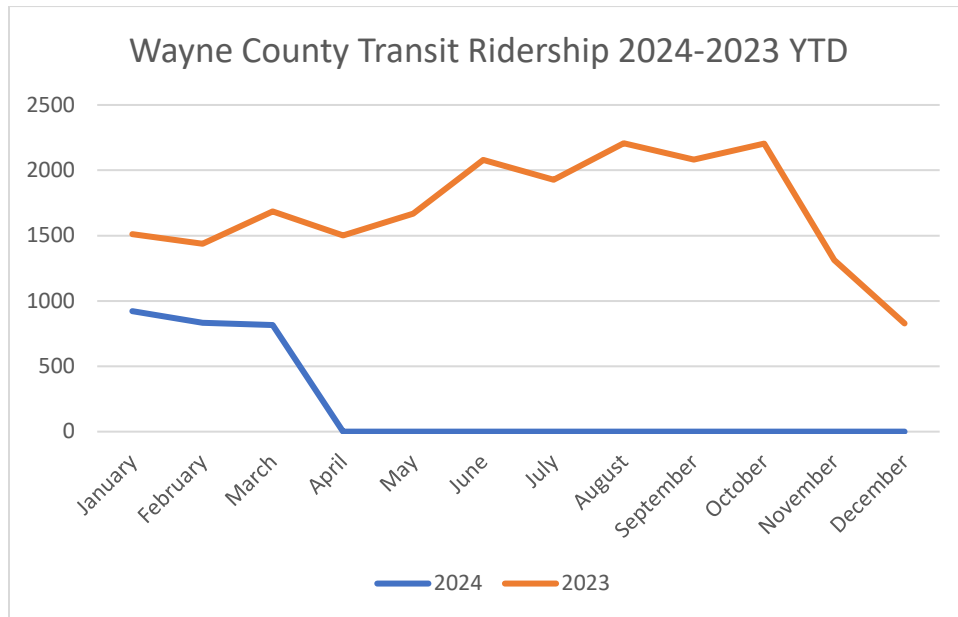
We are moved in and getting settled. Move-in took about a day and a half. Currently, Vendrick is working through their punch list, both created by Bowen and by our staff after move-in. This past week, they began the landscaping portion of the project by spreading the topsoil and backfilling around the parking lot and walking path. Building and Grounds have been working hard to get the building stocked with supplies and learning the various systems that help keep it operational.

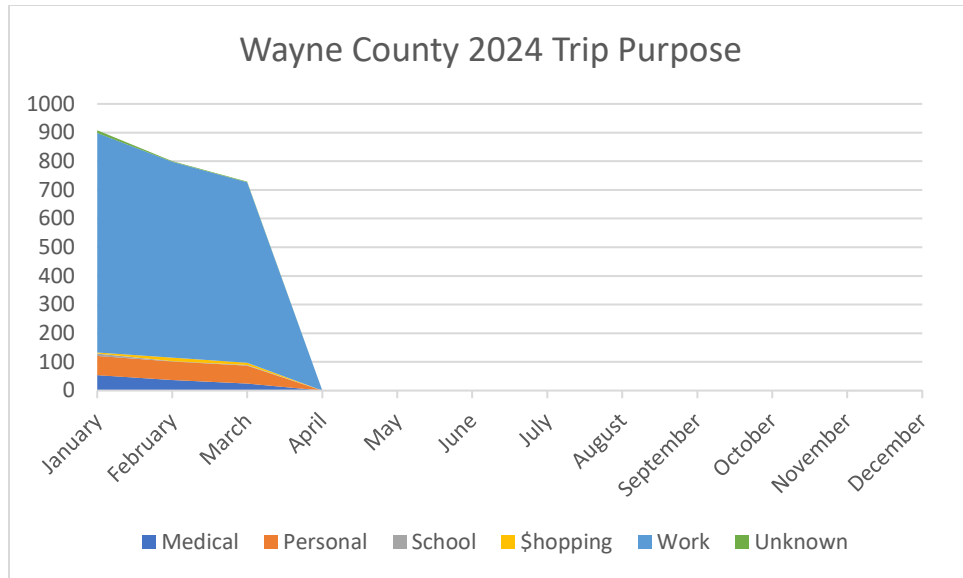
HVAC Repairs and Upgrades

The HVAC replacement for the Operations Building is nearing closeout. Now that the rooftop unit is in place, some final steps can be taken to connect the fire/smoke detection systems to the building systems and train Building and Grounds staff on how the new unit operates.

Wayne County Transit (WCT)

In March, WCT provided 817 trips with SARTA completing 759 of those and Via 58. Work trips (85.31%) remain the number one reason people are riding with WCT with personal and medical (7.92% and 4.76%) being the number two reasons. The charts below illustrate the WCT ridership trends that occurred throughout the year. Via has proven very useful in helping deliver service to Wayne County. We have even been able to work with CAW/M to bring back some past riders throughout the day and adding back some evening/night hours.





Streetcar

We have been working with SCATS' vendor to complete the HOFV Transportation and Parking Study to better understand the services we have provided for HOFV/HOF events in the past and potential future events. This parking study should also help us better understand how Streetcar can be useful in delivering these services.

Microtransit Services Provided by Via

We procured Via's services at the end of 2023 for help in Stark County and Wayne County. We hope to finalize the Stark County service order this week and move forward with the planning of Demand Response services in Stark County. This service will help those in the rural areas book rides ahead of time, like how we deliver service in Wayne County. There will also be a microtransit or on-demand component in certain areas or zones that will allow someone to book a ride more immediately.

Projects Coming in 2024

Hydrogen upgrades: We are still working through supply-chain issues to finalize upgrades to the hydrogen compound and fueling stations. This project will consist of increased fueling capacity, a point of sale for selling hydrogen, and increased storage capacity. It will most likely be completed in several stages throughout 2024 as components become available.

Centralized call center: We are still working with IBI Group and NEORide to finalize our plans to host a centralized call center for northeast Ohio transit authorities that wish to participate in this project. We are working out the operational and personnel logistics to start this. SORTA in southwest Ohio began a similar project last year.

Operations Building Renovation: As we complete the Administration Building and move staff into it, we will fully understand the needs of the current Operations Building. It will continue to house two departments – Operations and Customer Service. We have been working with Bowen to come up with a renovation plan that will allow the building to contain some of the same features incorporated in the new administration building, such as increased break space for employees, upgraded restrooms, a new elevator, and more workspaces to reduce the number of shared workspaces where there may be 2-4 people working at a time. The centralized call center is also a component of renovating this building to create space for the staff to help operate it.



Customer Relations

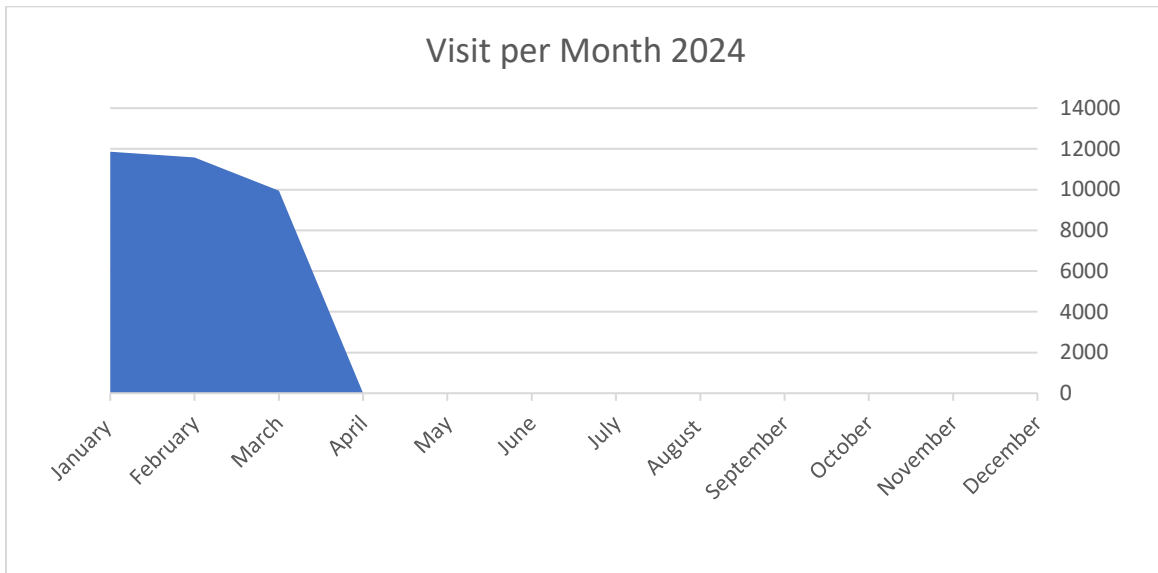
Latrice Virola
Director

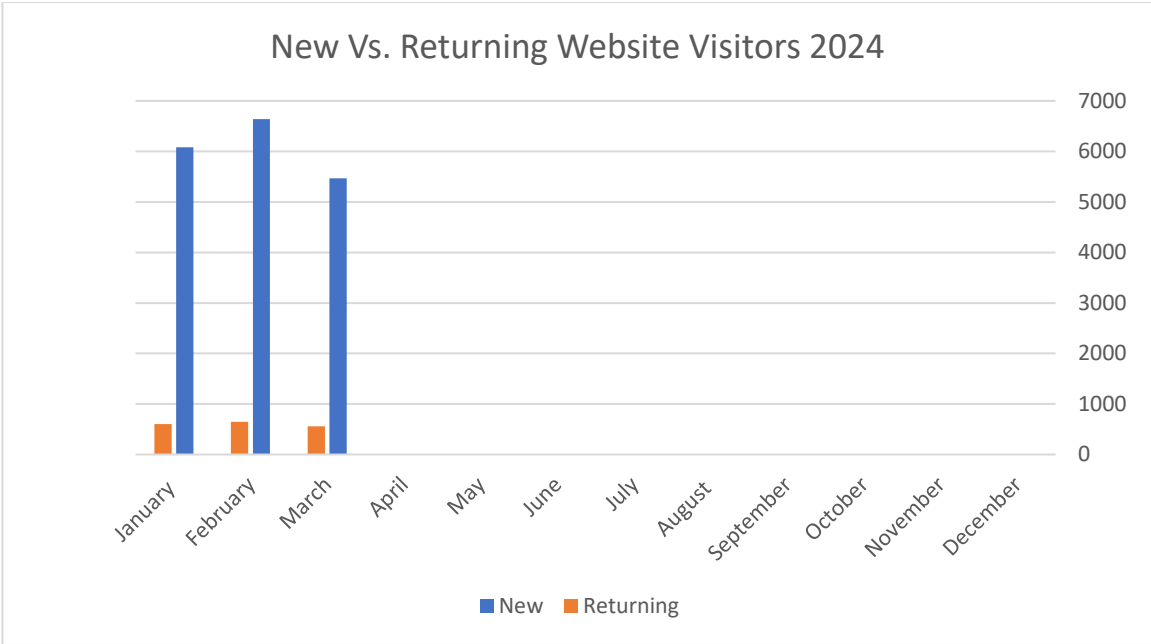
March 2024

Marketing & Public Outreach

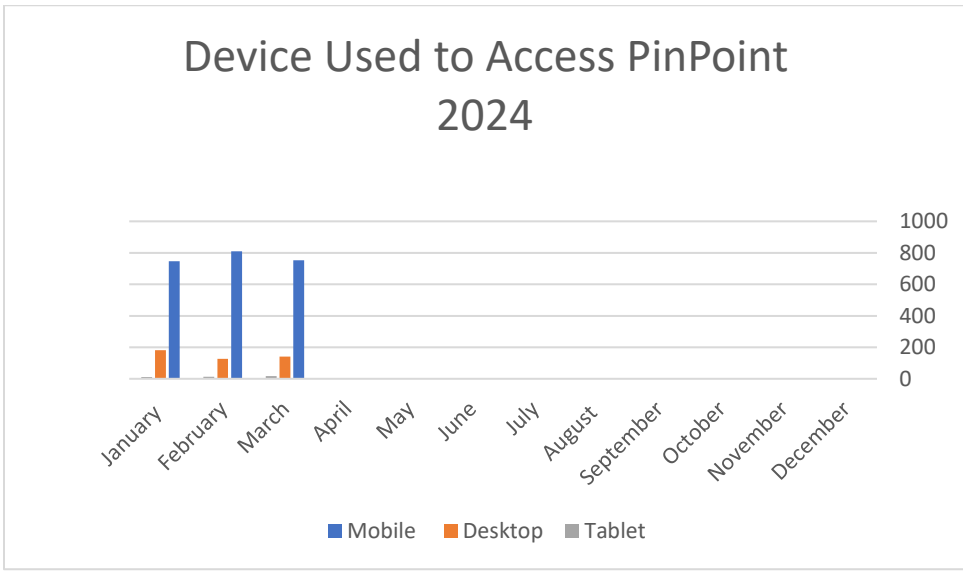
- SARTABuzz
 - 3 Messages
 - 1 New Subscriber
- EZFare Sales:
 - One-Way: \$2,535.75
 - Passes: \$19,098
 - Mixed: \$24.50
 - Pass Count:
 - All Day – 4368
 - Cleveland – 35
 - Proline – 258
 - Proline 10-Ride - 790
 - Regular 31-Day – 134
 - Wayne Co. – 22
- Social Media Activity:
 - Facebook
 - 4,670 likes to our page
 - 5,075 followers to our page
 - 19 new likes
 - 20 posts
 - 4 mentions
 - 3,465 Post Engagements
 - 486 Reactions
 - 73 Comments
 - 345 Shares
 - 452 Photo Views
 - 339 Link Clicks
 - Twitter
 - 963 followers
 - 4 re-tweets
 - 2 likes
 - 0 Link clicks
 - 591 impressions
 - 7 tweets
 - 10 mentions
 - 0 media engagements
 - Instagram

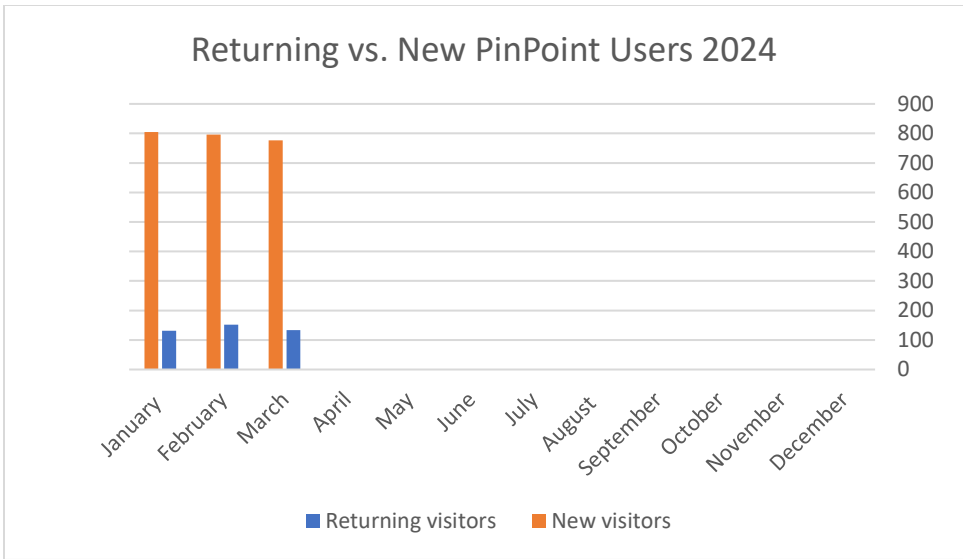
- 827 total followers
- 21 images
- 106 image/video likes
- LinkedIn
 - 784 total followers
 - 10,003 impressions
 - 16 new followers
- YouTube
 - 160 subscribers
 - 0 shares
 - 282 total views to page
 - 138 minutes watched
- SARTA Website Activity





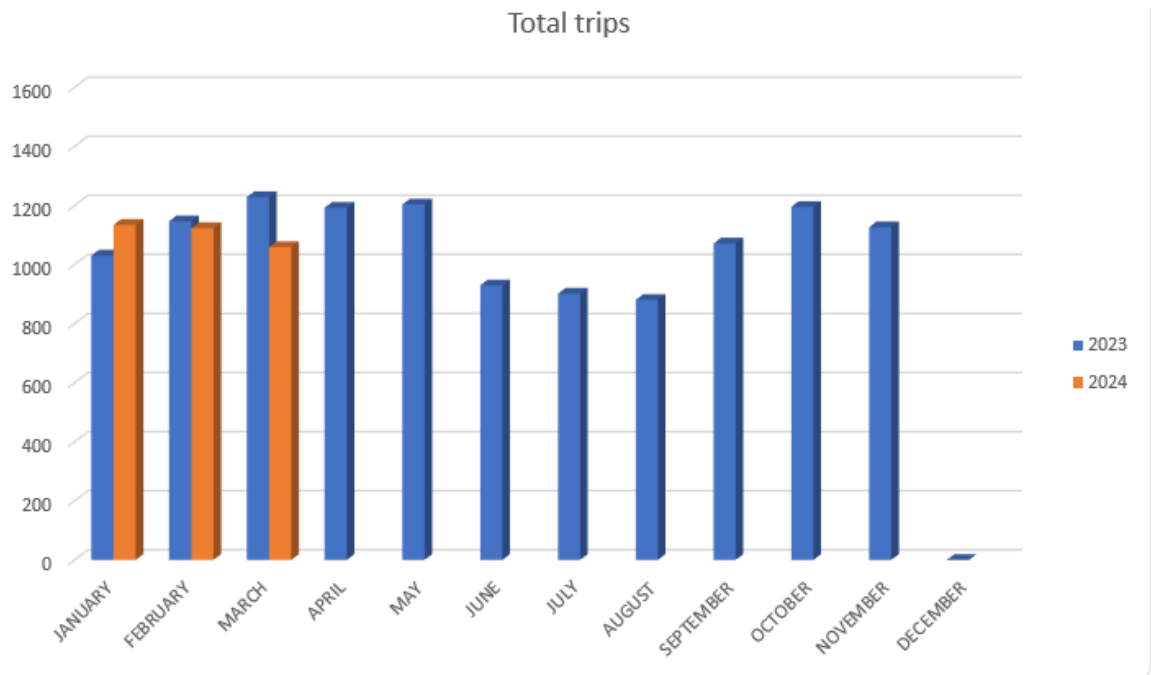
SARTA PinPoint App





Transportation Contracts

SARTA’s Contract Services provided 169 less rides March 2024 versus March 2023. SARTA provided 14 rides for new contract with Carroll County Board of DD.



Community Outreach & Training

In the month of March, our Outreach Specialists have been working to get information out to the public about updates related to operations. Some of the things that have been done are:

- Community Outreach
 - Inclusion Fair-North Canton Public Library
 - Ohio Travel Trainers Quarterly Meeting- Cuyahoga Board of DD
 - Coffee, Community and Collaboration-The One Center
 - Sustainability Festival-Malone University

- Wheelchair Assessments- Stark and Wayne Counties

- Social Media Post and Web Updates
 - Route Detours
 - SCORE Card- SARTA's new Tap Card Payment System
 - SARTA Important updates on Fare Transition
 - SARTA Next Stop Podcast

Answering questions via the phone about using SARTA services.



Information Technology

Craig Smith
Director



PROJECT REPORT

March 2024

PROJECT NAME	PURPOSE	PHASE	EST. COST	% COMPLETE
Installation of JRV Validators for EZFare	SARTA will begin outfitting their revenue fleet with JRV validators that will authenticate SARTA riders who use the EZFare app for bus fare. Currently, riders show their phone to drivers for visual validation.	Active	\$165,000	72%
Trapeze PASS/FX/BlockBuster V21 Upgrade Project	Trapeze PASS/FX/BlockBuster will be upgraded as a prerequisite for Workforce Management Software (formerly Trapeze OPS).	Active	\$10,500	40%
Massillon Passenger Information Sign Upgrade	The passenger information signs at SARTA's new Massillon transit center are being outfitted with newest technology that will provide our riders with even more information and visual display including video.	Active	\$80,000	87%
Enterprise Resource Planning Software Replacement	SARTA will be replacing its current ERP system (Microsoft Dynamics GP 2016 R2) with a modern, intuitive, and customizable system. Currently, the RFP for the ERP is out, and those proposals are due by Feb. 12 th , 2024.	Active	N/A	14%

Installation of JRV Validators for EZFare

Project Description and Scope: SARTA will begin outfitting their revenue fleet with JRV validators that will authenticate SARTA riders who use the EZFare app for bus fare. Currently, riders show their phone to drivers for visual validation in order to board the bus. This process is tedious and can lead to riders boarding with ‘faked’ fare, such as screen shot image or a screen recording of an old EZFare QR code.

After the JRV validators are installed, the rider will place their smartphone up to the validator’s bar code scanner and it will authenticate the rider’s fare and announce with a loud audio beep and a green check mark for OK, or a loud buzz and red X for Not OK. The JRV Validator will only allow those fares that are current and valid to work, thus alleviating the risk of any ‘faked’ or phony EZFare QR Codes.

Project Approval:	June 14, 2021	Project Manager:	Craig Smith
Estimated Project Cost:	\$165,000.00	(Est. planning, execution, close-out)	
Est. 3 Future Yrs. Operational Cost:			
Execution Project Cost:	\$165,000.00	Execution Cost to Date:	\$141,369.00
Execution Start:	1/14/2022	Execution End:	04/02/2024
<u>Funding Source for Project Cost</u>		<u>Vendor(s)</u>	
Federal award	100%	Masabi	\$137,000.00
Local match	0%	Morrison Custom Welding	\$4,369.00

Project Status: The installation of the production Masabi JRV has begun and to date we have sixty-seven (67) JRVs installed on buses in the SARTA fleet. We did not meet the goal of installing all of the fleet in 2023 due to the delay in receiving the new buses. In 2024, we have begun receiving the new buses, and will continue installing the JRVs as the new buses roll in.

Trapeze PASS/FX/BlockBuster Version 21 Upgrade Project

Project Description and Scope: SARTA utilizes the software package Trapeze PASS/FX for its paratransit, demand response scheduling and FX/BlockBuster for fixed route scheduling. This software is critical for many of SARTA operations such as, client management, ride scheduling and efficiency. SARTA has used this software to minimize operating costs and providing excellent, responsive service. It is also the platform that allows SARTA to provide online trip booking, real-time scheduling and service dispatching.

Project Approval:	12/25/2023	Project Manager:	Craig Smith
Estimated Project Cost:	\$10,500	(Est. planning, execution, close-out)	
Est. 3 Future Yrs. Operational Cost:			
Execution Project Cost:	\$0.00	Execution Cost to Date:	\$0.00
Execution Start:	2/24/2024	Execution End:	TBD
<u>Funding Source for Project Cost</u>		<u>Vendor(s)</u>	
Federal award	80%	Trapeze Group – Software vendor	
Local match	20%		

Project Status: SARTA IT will begin working with Trapeze Group for the next several months to begin the upgrade of several Trapeze modules. The need to upgrade comes from the on-boarding of the new Workforce Management software (formerly Trapeze OPS) in which the upgrade to version 21 is necessary. We have begun the process of creating new servers and will be installing the new software for all ten (10) Trapeze modules that need to be upgraded.

Massillon Passenger Information Sign Project

Project Description and Scope: SARTA's brand new Massillon Transit Center will come online in March 2024. As one of SARTA's popular transit hubs it was necessary passengers even more information. SARTA chose to purchase MPTV EX37sw from Message Point Media. These displays are the next generation and a powerful content management system that integrate with a wide variety of different software systems and web services. These signs were purchased for Massillon Transit Center back in 2022.

Project Approval:	10/25/2021	Project Manager:	Craig Smith
Estimated Project Cost:	\$80,000	(Est. planning, execution, close-out)	
Est. 3 Future Yrs. Operational Cost:			
Execution Project Cost:	\$80,000	Execution Cost to Date:	\$80,000
Execution Start:	01/21/2024	Execution End:	03/08/2024
<u>Funding Source for Project Cost</u>		<u>Vendor(s)</u>	
Federal award	80%	Message Point Media	
Local match	20%	Avail Technologies	

Project Status: This project will be completed by March 2024, all six (6) signs will be provisioned by SARTA IT. The signs were installed by the contractor on the project. SARTA IT will work with sign manufacturer to finish the configuration of each sign. SARTA's Marketing department will be providing the content for the screens, along with the route information.

Enterprise Resource Planning Software Replacement

Project Description and Scope: SARTA will be replacing its current ERP system (Microsoft Dynamics GP 2016 R2) with a modern, intuitive, and customizable system.

Project Approval:	10/25/2023	Project Manager:	Craig Smith
Estimated Project Cost:	N/A	(Est. planning, execution, close-out)	
Est. 3 Future Yrs. Operational Cost:			
Execution Project Cost:	N/A	Execution Cost to Date:	N/A
Execution Start:	TBD	Execution End:	TBD
<u>Funding Source for Project Cost</u>		<u>Vendor(s)</u>	
Federal award	80%		
Local match	20%		

Project Status: This project is in the RFP stage. Proposals were due Feb. 12th, 2024 at 3PM EST. The evaluation team has scored the bids and are currently in the process of narrowing down the vendors who we will ask to demonstrate their system in the next few weeks.



Human Resources

Tammy Marie Brown
Director

Human Resources

As of February 29, 2024

Resignations, Terminations, and Probation Releases

Retirement	Termination	Resigned
1	1	0

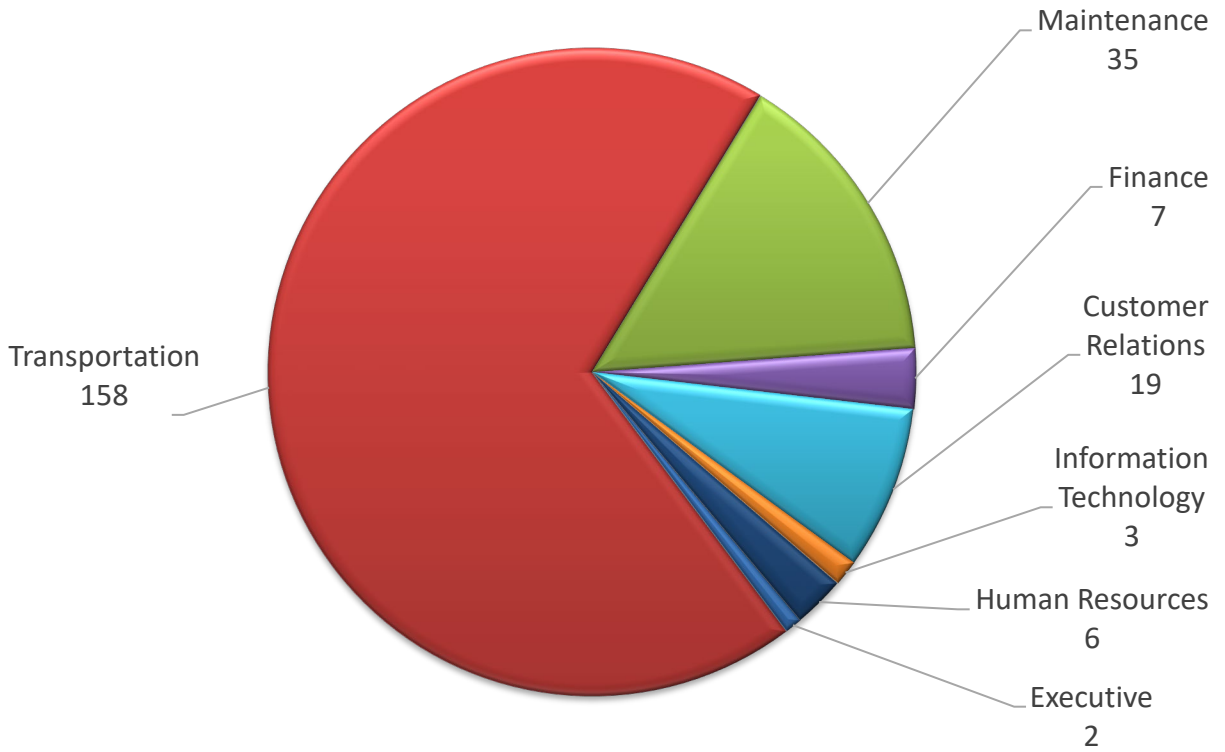
Current New Hires and Promotions

Name	Position
Nathan Perkins	Maintenance Technician C
David Krickhan	Maintenance Technician C
Michelle Harrison	Dispatcher (Promotion)
Sharonda Brown	Road Supervisor (Promotion)

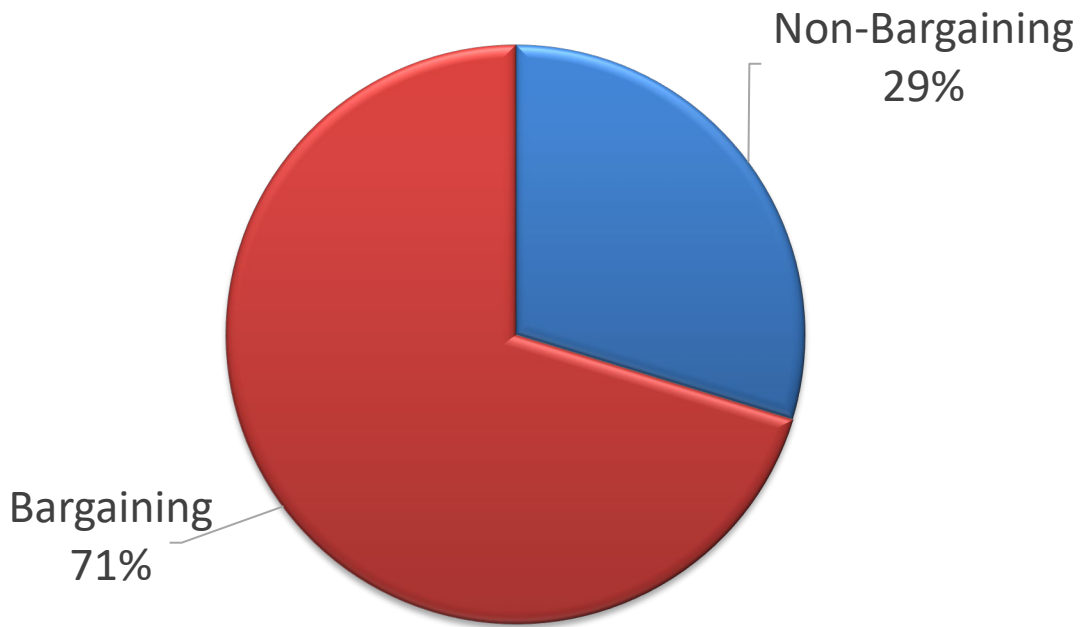
Current Staffing

Employees			
Department	Non Bargaining	Bargaining	Total
Executive	2	0	2
Transportation	19	139	158
Maintenance	12	23	35
Finance	7	0	7
Customer Relations	19	0	19
Information Technology	3	0	3
Human Resources	6	0	6
Total	68	162	230

Workforce Breakdown



Workforce Breakdown



FMLA / Short-Term Disability

FMLA/Continuous Leave/Transitional work

- 0 on transitional work
- 6 employees on FMLA continuous leave
- 13 employees on FMLA intermittent leave
- 5 employees on Short-Term Disability

General Human Resources Functions

- 15 team members signed up for the six-month Weight Watchers app and meeting access, a benefit offered through our Health Transit Pool.
- The First Quarter Wellness Challenge will end on April 1, 2024.

Training

- 4 New CDL drivers tested last week and obtained their CDL.
- The new CDL class completed their training on 3/22/2024 and will begin on the Extra Board on 3/25/2024.
- The new CDL class of 11 began on 3/4/2024.
 - 4 of them already have their CDL license.
 - 7 will need to test for their CDL license in the coming weeks.

Talent Acquisition

- Class "C" Maintenance Technician will be beginning employment on 3/25/2024.
 - Maintenance Supervisor will be starting 3/11/2024 (Promotion from Road Supervisor).
 - 11 CDL Coach Operators will be beginning employment on 3/4/2024.
-



For Your Information



STARK COUNTY

SARTA ad campaign wins national AdWheel award

Canton Repository

Published 12:46 p.m. ET March 14, 2024 | Updated 12:46 p.m. ET March 14, 2024

CANTON – The Stark Area Regional Transit Authority's "Community Partner" campaign won the "Best Print Media Educational Initiative" category from among hundreds of entries in the American Public Transportation Association 2024 AdWheel competition.

It's the third AdWheel award for SARTA in the last several years. The system's "Rider/Driver Thank You" campaign and joint promotion of Ohio Loves Transit Day with the Canton Charge basketball team won top prizes in the 2021 contest.

SARTA's marketing and communications team, which includes Marketing Administrator Timothy Montgomery, Digital Media Coordinator Ebony Fontes, and Director of Customer Relations Latrice Virola, who supervises the department, conceived and developed the Community Partner campaign with support from Canton-based ad agency Innis Maggiore. The promotion was conducted during the second quarter of 2023 as part of the transit system's 25th "SARTAversary" celebration.

The campaign, which consisted of video spots and static ads posted on the system's social media platforms, broadcast radio commercials, and newspaper ads, featured community partners Stark State College, Lifecare Family Health and Dental Center, Stark Economic Development Board, JRC Learning Center and ICAN Housing Solutions.

BUS > VEHICLES > GAS, DIESEL, CNG & LNG

SARTA, U.S. Energy sign long-term RNG supply agreement

Under the terms of the agreement, U.S. Energy will provide landfill-based RNG to the Canton, Ohio,-based agency's fleet of 36 CNG transit buses.

March 21, 2024

Related To: Stark Area Regional Transit Authority (SARTA)

The Stark Area Regional Transit Authority (SARTA) has signed a long-term renewable natural gas (RNG) supply agreement with U.S. Energy™. Under the terms of the agreement, U.S. Energy will provide landfill-based RNG to the Canton, Ohio,-based agency's fleet of 36 compressed natural gas (CNG) transit buses.

“SARTA’s commitment to sustainability and alternative fuels sets an example for public transit systems across the country. We’re proud to partner with them on their RNG initiatives and pleased to help the agency achieve its decarbonization goals,” said Scott Hanstedt, vice president of business development at U.S. Energy. “Through our network of 40 plus RNG projects and our polyfuel portfolio, we’re able to provide fleets with supply security and comprehensive support—for any fuel type.”

This website uses cookies to enhance your browsing experience and serve personalized content. [Privacy Policy](#)

Accept all

“Our innovative partnership with U.S. Energy will literally fuel our ongoing efforts to make Stark County a healthier place to live, work and raise a family.”

Through this supply agreement, SARTA’s annual RNG usage will displace the equivalent greenhouse gas emissions from nearly 1,000 gasoline-powered passenger cars for one year.

Sign up for Mass Transit eNewsletters

Mass Transit Daily News
The latest news in transit along with information and opinions from industry experts. (Daily)

Rail Update
A compilation of the week’s rail news, offering a dedicated focus on rail transit from the progress of projects around the world to the innovation driving enhanced service and maintenance practice. (Weekly)

Safety & Security News
Features the latest transit security news and exclusive expert insight from transit security professionals. (Semi-Monthly)

Transit Bid Tracker
Notifications for a comprehensive list of sales opportunities for North American public transit, including RFPs, RFOs and RFIs (Bi-monthly)

Email Address

Country



SIGN UP

By submitting your information, you are agreeing to Endeavor Business Media's Terms of Service and Privacy Policy.

This website uses cookies to enhance your browsing experience and serve personalized content. [Privacy Policy](#)

MIL-OSI USA: Rep. Sykes Announces Over \$1.9M Awarded To Stark Area Regional Transit Authority To Improve Driver Safety, Prevent Accidents

By MIL-OSI Publisher · March 22, 2024

Source: United States House of Representatives – Representative Emilia Strong Sykes (OH-13)

CANTON, OH — Today, U.S. Representative Emilia Sykes (OH-13) announced the U.S. Department of Transportation (DOT) has awarded an FY23 SMART grant of \$1,975,00 to the Stark Regional Transit Authority (SARTA). SARTA will utilize this grant to equip their transit vehicles with automated driver assistance systems to improve driver safety and prevent collisions.

"I'm excited to announce SARTA has received a grant for more than \$1.9 million made possible by the historic Bipartisan Infrastructure Law," **said Rep. Sykes**. "This grant will allow SARTA to equip their buses with state-of-the-art automated driver systems to improve road safety and prevent collisions, ensuring people in Ohio's 13th Congressional District can get to their destinations safely. Once again, SARTA is leading the way in adopting cutting-edge technology to improve our public transit systems."

The Bipartisan Infrastructure Law (BIL) established the Strengthening Mobility and Revolutionizing Transportation (SMART) discretionary grant program with \$100 million appropriated annually for fiscal years (FY) 2022-2026. The SMART program was established to provide grants to eligible public sector agencies focused on advanced smart community technologies and systems in order to improve transportation efficiency and safety.

For more information about grant opportunities and assistance, visit sykes.house.gov/grants for valuable information and resources that can help local organizations continue to make a meaningful impact in our community.

MIL OSI USA News –



Resolutions

Stark Area Regional Transit Authority

Resolution # _____, 2024

A Resolution To Update The Purchase OF Two (2) - Forty (40) Feet length Electric Powered Buses From Motor Coach Industries

WHEREAS, resolution number, sixty (60) dated October 25, 2023, authorized the Executive Director/CEO to enter into a contract for TWO (2) battery electric buses with Motor Coach Industries (MCI) using the Commonwealth of Virginia Contract; and

WHEREAS, the Commonwealth of Virginia contract was subsequently cancelled; and

WHEREAS, SARTA may use a current contract held by the State of Washington to procure these same buses; and

WHEREAS, the pricing structure will remain the same under the State of Washington Contract;

NOW, THEREFORE, BE IT RESOLVED by the Stark Area Regional Transit Authority Board of Trustees, that the Executive Director/CEO has the authority to place an order with MCI for these two (2) buses utilizing the State of Washington contract.

Date

Board President

Secretary-Treasurer

Stark Area Regional Transit Authority

Resolution # _____, 2024

A Resolution To Purchase And Implement Onsite Yard Management Solution

WHEREAS, this resolution is for the purchase and to implement Onsite Yard Management Solution for its Gateway facility; and

WHEREAS, the total costs for the Onsite Yard Management, will include implementation of the cutting-edge Ultra-Wideband (UWB) yard location technology. This state-of-the-art real-time location system ("RTLS") technology will enable precise vehicle location throughout the fixed-bus parking and maintenance facility coverage areas, augmenting our vehicle position at the Gateway. The total cost for this advanced technology is six hundred forty-one thousand, seven hundred and four dollars (\$641,704);

NOW, THEREFORE, BE IT RESOLVED after due consideration by the Board of Trustees of the Stark Area Regional Transit Authority that the Executive Director/CEO is authorized to place an order with Trapeze Group for the purchase of Onsite Yard Management Solution and authorizes a contingency of ten percent (10%) or sixty-four thousand, one hundred fifteen dollars (\$64,115.00) for a total amount not to exceed seven hundred and five thousand, eight hundred nineteen dollars (\$705,819).

Date

Board President

Secretary-Treasurer