



Board of Trustees Meeting

May 24, 2023
5:00PM

**Stark Area Regional Transit Authority
Board of Trustees Work Session
April 12, 2023, @ 5:00 PM**

Mr. Macala called the meeting to order at 5:03 PM.

Attendance

Board (Quorum Present)

Ron Macala (President), James Reinhard (Vice President), Gregory Blasiman, Amanda Fletcher, Rex Morey, Myra Watkins, Margaret Egbert, Chet Warren

Staff

Kirt Conrad (Executive Director/CEO), Clayton Popik (Director, Development & Special Projects), Latrice Virola (Director, Customer Relations), Michael Mouser (HR Benefits Manager), Mark Finnicum (Chief Operations Officer), Jillian Carpenter (General Accounting Manager), Jenna Anderson-Warner (Payroll & Accounting Administrator), Shalanda Latimore (Customer Service/Proline Reservationist), Nina Phillips (Outreach Specialist), Nathaniel West (Training Supervisor), Larry Ramey (Building and Grounds), Jack Thompson (Outreach Specialist Coordinator), Michael Mouser (HR Benefits Manager), Ebony Fontes (Digital Media Coordinator).

Other

Paul Malesick (KWGD)

Approval/Correction of Meeting Minutes

November 12, 2022

Ms. Egbert moved to adopt the meeting minutes. Mr. Blasiman seconded the motion; the vote passed unanimously.

Resolutions

Resolution #26

A Resolution To Apply For SCATS Community Transportation Planning Study Grant

Mr. Morey moved to adopt the resolution. Ms. Fletcher seconded the motion; the vote passed unanimously.

Resolution #27

A Resolution To Authorize The Board President To Enter Into Contracts For FY2023 Senator Brown's Congressionally Directed Spending – IBI Group

Mr. Blasiman moved to adopt the resolution as amended. Mr. Morey seconded the motion; the vote passed unanimously.

Resolution #28

A Resolution To Authorize The Board President To Enter Into Contracts For FY2023 Senator Brown's Congressionally Directed Spending - NEORide

Ms. Egbert moved to adopt the resolution as amended. Ms. Watkins seconded the motion. Mr. Reinhard abstained. All others voted in agreement.

Resolution #29

A Resolution Prohibiting The Executive Director/CEO To Sign Checks To NEORide.

Ms. Egbert moved to adopt the resolution as amended. Mr. Blasiman seconded the motion; the vote passed unanimously.

Executive Session called at 5:38 PM and concluded at 6:18 PM

Mr. Macala called an executive session to:

- Appointment, employment, dismissal, discipline, promotion, demotion, or compensation of a public employee.
- Confer with attorney

Adjournment

Mr. Warren moved to adjourn the meeting at 6:23 PM. Mr. Morey seconded the motion.

Transportation & Maintenance



Mark Finnicum
Chief Operations Officer

SARTA RIDERSHIP REPORT

April 2023

2023 Operating Days 20 Weekdays, 5 Saturdays

2022 Operating Days 21 Weekdays, 5 Saturdays

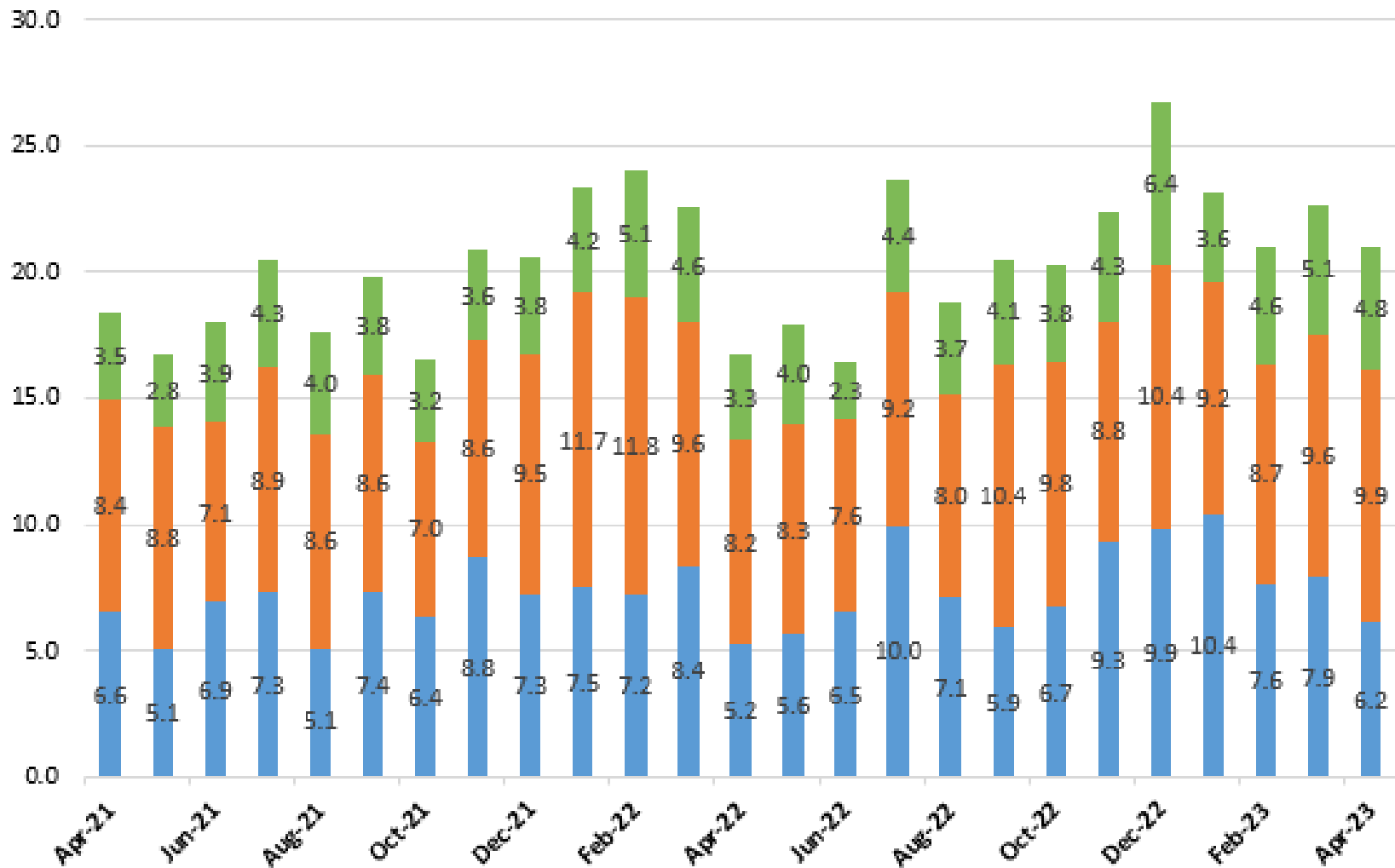
<u>Ridership</u>	CURRENT MO.				YTD			
	2023	2022	change	%	2023	2022	change	%
Fixed Route	96,990	92,980	4,010	4.31%	381,621	336,429	45,192	13.43%
Other Revenue	398	461	-63	0.00%	1,896	1,790	106	100.00%
Paratransit	11,453	10,135	1,318	13.00%	45,239	35,705	9,534	26.70%
CS-Out of county	1,501	433	1,068	246.65%	6,135	1,531	4,604	100.00%
Total	110,342	104,009	6,333	6.09%	434,891	375,455	59,436	15.83%

<u>Vehicle Operations</u>	CURRENT MO.				YTD	PRIOR YTD		
	2023	2022	change	%	2023	2022	change	%
Fixed Route	181,583	187,336	-5,753	-3.07%	742,250	734,049	8,201	1.12%
Other Revenue	1,358	1,588	-230	0.00%	5,983	5,157	826	100.00%
Fixed Deadhead	9,725	10,382	-657	-6.33%	39,780	40,759	-979	-2.40%
Paratransit	98,894	80,029	18,865	23.57%	378,036	332,489	45,547	13.70%
CS-Out of county	9,381	13,195	-3,814	0.00%	45,870	46,512	-643	100.00%
Para Deadhead	54,101	26,466	27,635	104.42%	221,452	101,601	119,851	100.00%
Total	355,042	318,996	36,046	11.30%	1,433,370	1,260,567	172,803	13.71%

<u>Hours</u>	CURRENT MO.				YTD			
	2023	2022	change	%	2023	2022	change	%
Fixed Route	11,107	11,538	-431	-3.74%	45,575	45,303	272	0.60%
Other Revenue	32	32	0	0.00%	128	150	-22	100.00%
Paratransit	5,878	5,650	228	4.04%	23,430	20,891	2,539	12.15%
CS-Out of county	1,105	569	536	94.20%	4,672	1,881	2,791	100.00%
Total	18,122	17,789	333	1.87%	73,805	68,225	5,580	8.18%

PROLINE INFRACTIONS DARA - PER 1000 ATTEMPTS

■ NO SHOW - RATE ■ LATE CANCEL - RATE ■ CANCEL AT THE DOOR - RATE



2023 Proline "Shared Ride" Service Statistics									
Month	Trips Scheduled	Advanced Cancels	Same Day Cancels	No - Shows	Late Cancels	Cancels at the Door	Total Performed Trips	Vehicle Miles	Miles per Trip
January	11,143	1,454	823	116	102	40	8,608	155,740	18.092
February	10,866	1,363	677	83	95	50	8,598	154,588	17.98
March	12,254	1,631	727	97	118	63	9,618	173,331	18.022
April	11,463	1,491	694	71	114	55	9,038	164,462	18.197
May									
June									
July									
August									
September									
October									
November									
December									
Year to Date Totals	45,726	5,939	2,921	367	429	208	35,862	648,121	18.07
Proline "Shared Ride" Service Statistics for the month of									
Month	Trips Scheduled	Advanced Cancels	Same Day Cancels	No - Shows	Late Cancels	Cancels at the Door	Total Performed Trips	Vehicle Miles	Miles per Trip
April	11,463	1,491	694	71	114	55	9,038	164,462	18.197

2023	2023 Totals	2022	2022 Totals	Percent changed
Jan	\$21,599.75	Jan	\$34,303.00	-58.81%
Feb	\$24,332.25	Feb	\$45,688.50	-87.77%
Mar	\$30,946.25	Mar	\$30,261.75	2.21%
Apr	\$24,900.25	Apr	\$23,568.75	5.35%
May	\$0.00	May	\$0.00	#DIV/0!
Jun	\$0.00	Jun	\$0.00	#DIV/0!
Jul	\$0.00	Jul	\$0.00	#DIV/0!
Aug	\$0.00	Aug	\$0.00	#DIV/0!
Sep	\$0.00	Sep	\$0.00	#DIV/0!
Oct	\$0.00	Oct	\$0.00	#DIV/0!
Nov	\$0.00	Nov	\$0.00	#DIV/0!
Dec	\$0.00	Dec	\$0.00	#DIV/0!
Year-to-Date	\$101,778.50	Year-to-Date	\$133,822.00	-31.48%



2023-2022 Ridership by Fixed Route

Route	April 2023	April 2022	Difference	Percentage
4	262	376	-114	-30.32%
45	2,145	1,820	325	17.86%
81	6,243	5,872	371	6.32%
101	3,361	2,306	1,055	45.75%
102	16,906	16,762	144	0.86%
103	3,628	2,556	1,072	41.94%
105	6,251	6,261	-10	-0.16%
106	7,650	7,497	153	2.04%
107	3,311	3,408	-97	-2.85%
108	4,368	4,936	-568	-11.51%
110	3,367	2,721	646	23.74%
111	3,665	4,037	-372	-9.21%
113	1,769	1,772	-3	-0.17%
114	2,593	2,377	216	9.09%
117	4,124	3,272	852	26.04%
118	1,937	2,242	-305	-13.60%
119	4,658	4,320	338	7.82%
121	799	857	-58	-6.77%
122	611	499	112	22.44%
124	671	501	170	33.93%
125	1,578	1,214	364	29.98%
126	344	661	-317	-47.96%
128	1,128	1,047	81	7.74%
130	1,559	1,331	228	17.13%
131	1,783	1,868	-85	-4.55%
132	835	1,120	-285	-25.45%
133	566	482	84	17.43%
139	8,730	7,411	1,319	17.80%
151	470	413	57	13.80%
152	682	660	22	3.33%
153	643	307	336	100.00%
157	198	199	-1	-0.50%
158	201	181	20	11.05%
Total	97,036	91,286	5,750	6.30%

Ridership by Route compares the prior years ridership per route per month to the current years ridership per route per month.

All of the percentages listed above are capped at 100%.

2023-2022 Year to Date Ridership by Fixed Route

Route	April 2023	April 2022	Difference	Percentage Change
4	1,170	1,029	141	13.70%
45	8,310	6,628	1,682	25.38%
81	23,386	20,927	2,459	11.75%
101	12,463	9,129	3,334	36.52%
102	64,962	60,799	4,163	6.85%
103	12,096	10,277	1,819	17.70%
105	23,687	21,731	1,956	9.00%
106	31,250	26,798	4,452	16.61%
107	12,563	11,680	883	7.56%
108	18,902	17,562	1,340	7.63%
110	13,937	9,896	4,041	40.83%
111	15,049	14,127	922	6.53%
113	7,182	6,800	382	5.62%
114	9,728	8,071	1,657	20.53%
117	15,581	12,162	3,419	28.11%
118	7,805	8,028	-223	-2.78%
119	17,885	15,810	2,075	13.12%
121	3,376	3,142	234	7.45%
122	2,506	1,852	654	35.31%
124	2,414	1,738	676	38.90%
125	6,408	4,260	2,148	50.42%
126	1,734	2,863	-1,129	-39.43%
128	4,731	3,930	801	20.38%
130	7,908	4,151	3,757	90.51%
131	7,058	6,516	542	8.32%
132	3,624	3,865	-241	-6.24%
133	2,271	1,401	870	62.10%
139	34,587	26,543	8,044	30.31%
151	1,700	1,472	228	15.49%
152	2,479	2,214	265	11.97%
153	2,513	1,313	1,200	91.39%
157	730	861	-131	-15.21%
158	881	737	144	19.54%
Total	380,876	327,575	53,301	16.27%

The Year to Date ridership reflects a comparison of the prior year to the current years ridership to date. All of the percentages listed above are capped at 100%.

STARK AREA REGIONAL TRANSIT AUTHORITY
MAINTENANCE DEPARTMENT

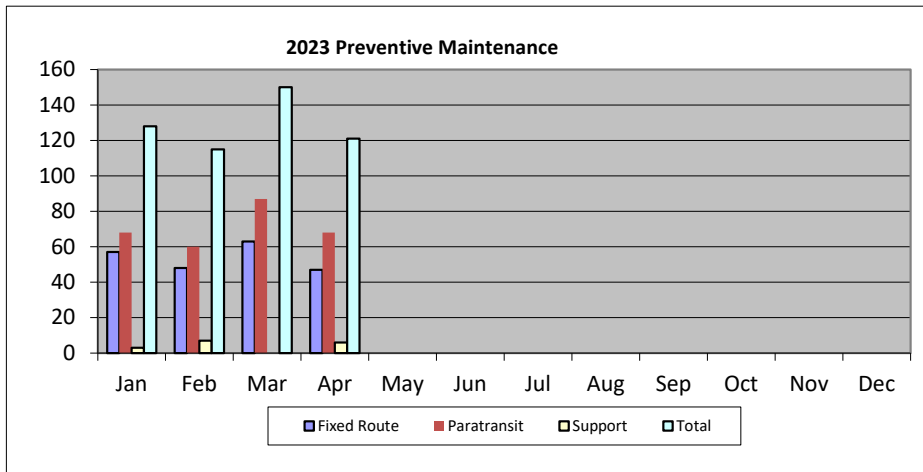
April 2023

Submitted by: Mark Finnicum

1. There was a total of 121 Preventive Maintenance Inspections
 - 47 Fixed Route Buses
 - 68 Paratransit Buses
 - 06 Support Vehicle
2. There was a total of 115 Wheelchair Inspections
3. There was a total of 22 Heat & Air Conditioning Inspections
4. There was a total of 42 Farebox Inspections
5. There was a total of 08 Front End Alignments
6. There was a total of 106 Bus Exchanges
7. There was a total of 09 CNG Recertification Inspections
8. There was a total of 41 Avail System Inspections
9. There was a total of 16 Bi-Monthly Camera Inspections
10. There was a total of 06 Road Calls
 - 03 Fixed Route Buses – 03 Towed
 - 00 Non-Revenue Vehicle – 00 Towed
 - 03 Paratransit Buses – 03 Towed
11. There was a total of 01 Warranty Repair
12. There were 00 job related injuries reported.

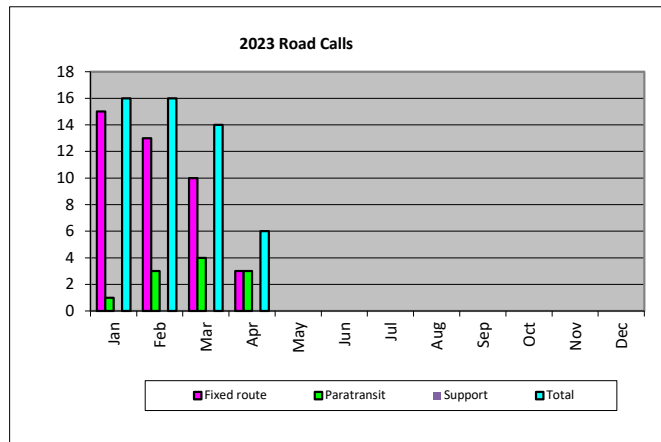
Preventive Maintenance Inspections

2023	Fixed Route	Paratransit	Support	Total
Jan	57	68	3	128
Feb	48	60	7	115
Mar	63	87	0	150
Apr	47	68	6	121
May				0
Jun				0
Jul				0
Aug				0
Sep				0
Oct				0
Nov				0
Dec				0



Road calls

2023	Fixed route	Paratransit	Support	Total
Jan	15	1	0	16
Feb	13	3	0	16
Mar	10	4	0	14
Apr	3	3	0	6
May				0
Jun				0
Jul				0
Aug				0
Sep				0
Oct				0
Nov				0
Dec				0



2023	Preventive Maintenance Costs	Repair Costs	Total	Diesel Gallons Used 2022	Diesel Gallons Used 2023	SARTA CNG GGE Used 2022	SARTA CNG GGE Used 2023	CNG Public Use GGE 2022	CNG Public Use GGE 2023	Hydrogen Usage KG 2022	Hydrogen Usage KG 2023
Jan	\$11,789.59	\$70,681.60	\$82,471.19	19,406	10,632	25,306	38,424	1,067	702	3,091	5,805
Feb	\$16,665.06	\$82,069.85	\$98,734.91	17,244	10,238	25,320	36,166	569	569	4,272	5,060
Mar	\$25,167.57	\$86,679.49	\$111,847.06	20,180	11,097	27,005	40,047	967	706	3,512	5,818
Apr	\$17,685.12	\$80,261.86	\$97,946.98	17,869	9,657	23,938	36,422	621	701	8,204	6,500
May				17,597		26,218		881		6,592	
Jun				18,338		31,973		963		5,216	
Jul				16,767		31,675		610		5,674	
Aug				14,530		39,671		557		5,975	
Sep				11,257		36,019		1,489		5,340	
Oct				11,526		35,927		1,476		6,337	
Nov				10,680		36,778		855		4,613	
Dec				11,007		42,154		611		5,273	
Total	\$71,307.34	\$319,692.80	\$391,000.14	186,401	41,624	381,985	151,059	10,665	2,677	64,099	23,183
<i>Month Avg.</i>	<i>\$17,826.84</i>	<i>\$79,923.20</i>	<i>\$97,750.04</i>	<i>27,837.25</i>	<i>10,406</i>	<i>25,392</i>	<i>37,765</i>	<i>806</i>	<i>669</i>	<i>4,770</i>	<i>5,796</i>

GGE - Gasoline Gallon Equivalent

Finance



Carrie Domer, Director



Stark Area Regional Transit Authority
Comparative Balance Sheet
For the Four Months Ending Sunday, April 30, 2023

	CURRENT YTD	LAST YTD	VARIANCE
CASH - HUNTINGTON-CHECKING	1,920,965.78	2,678,537.40	-757,572
CASH - HUNT-MERCHANT TRANSACTIONS	82,599.88	37,379.11	45,221
CASH-MMA-4380	940,844.98	0.00	940,845
CASH - SAVINGS (STAR OHIO)	1,234,576.03	21,539.76	1,213,036
CASH - HUNT-FSA ACCOUNT	30,336.06	24,950.06	5,386
CASH- MMA-5053	0.00	2,282,507.60	-2,282,508
CASH - HUNTINGTON-PAYROLL	-1,276.96	0.00	-1,277
CASH - FIFTH THIRD BANK	5,884,604.04	6,198,197.56	-313,594
HUNTINGTON CDAR'S	1,001,052.97	237,734.34	763,319
IMPREST FUND - COINS	951.20	0.00	951
IMPREST FUND - FINANCE	500.00	500.00	0
IMPREST FUND - CORNERSTONE	450.00	450.00	0
IMPREST FUND - MAINTENANCE	50.00	50.00	0
IMPREST FUND - BV	300.00	300.00	0
IMPREST FUND - ALLIANCE	250.00	250.00	0
IMPREST FUND - TVM	1,193.00	500.00	693
TOTAL CASH & EQUIVALENTS	11,097,396.98	11,482,895.83	-385,499
ACCOUNTS RECEIVABLE	122,226.38	107,569.46	14,657
PROJECT RECEIVABLE	342,490.29	180,415.24	162,075
ESTIMATED SALES TAX RECV	4,193,370.16	4,633,047.00	-439,677
OTHER MISC. RECEIVABLES	0.00	1,125.00	-1,125
TOTAL RECEIVABLES	4,658,086.83	4,922,156.70	-264,070
INVENTORY - VEHICLE PARTS & SUPPLIES	291,102.39	466,052.30	-174,950
INVENTORY - DIESEL FUEL	25,232.62	-14,643.09	39,876
INVENTORY - LUBRICANTS	63,949.37	26,846.62	37,103
INVENTORY - HYDROGEN	5,610.00	7,578.00	-1,968
INVENTORY - REBUILDS	0.00	29,401.12	-29,401
TOTAL INVENTORIES	385,894.38	515,234.95	-129,341
WIP - OTHER CAPITAL PROJECTS	0.00	147,559.71	-147,560
WIP - GATEWAY RENOVATION	9,671.99	7,373.32	2,299
WIP - RADIO PROJECT	0.00	73,975.93	-73,976
WIP - PLANNING	0.00	70.66	-71
WIP - BUS PURCHASES	1,155,836.17	257,892.15	897,944
WIP - MAINTENANCE PROJECTS	0.00	218,048.72	-218,049
WIP - IT PROJECTS	199,331.26	209,403.26	-10,072
WIP - ONE-CALL/ONE-CLICK	0.00	4,645.00	-4,645
WIP - BUILDING EXPANSION PROJECT	1,299,756.76	292,805.09	1,006,952
WIP - RESEARCH	27,228.25	0.00	27,228
WIP - WAYNE COUNTY	966.44	134,380.35	-133,414
WIP - HYDROGEN PROJECT	0.00	9,870.00	-9,870
WIP - MASSILLON PROJECT	1,141,265.74	0.00	1,141,266
WIP - CTE MHCOE HYDROGEN PROJECT	0.00	11,345.60	-11,346
WIP - RHFCC HYDROGEN PROJECT	0.00	4,789.09	-4,789
WIP - 5310 ENHANCED MOBILITY FOR DISABILITIES	0.00	2,499.97	-2,500
WIP - FIXED ASSET CLEARING	9,402,185.10	9,836,117.65	-433,933
TOTAL WORK IN PROCESS	13,236,241.71	11,210,776.50	2,025,465
LAND	2,537,013.38	2,486,457.29	50,556
BLDG & IMPROVEMENTS	21,040,099.78	20,899,922.04	140,178
30', 35' & 40' BUSES	38,322,008.02	35,393,732.68	2,928,275
LIGHT DUTY BUSES	10,651,061.41	6,551,199.98	4,099,861
AUTOS & PICKUPS	686,490.71	621,148.71	65,342
LIFE EXTENDING OVERHAULS	303,436.37	413,072.46	-109,636
COMPUTER HARDWARE	721,730.65	798,249.00	-76,518
SOFTWARE/MISC	1,982,134.57	2,086,893.87	-104,759
FURNITURE & FIXTURES	105,211.59	109,939.59	-4,728
ELECTRONICS	1,049,662.87	1,044,845.32	4,818
MACHINERY & EQUIPMENT	1,604,879.24	1,595,587.35	9,292
SIGNS & SHELTERS	1,262,553.87	1,175,453.27	87,101



Stark Area Regional Transit Authority
Comparative Balance Sheet
For the Four Months Ending Sunday, April 30, 2023

	CURRENT YTD	LAST YTD	VARIANCE
BUS M&E FAREBOXES RADIOS	5,615,618.93	5,963,088.46	-347,470
TOTAL FIXED ASSETS	85,881,901.39	79,139,590.02	6,742,311
ACC DEPR - BLDG	-6,864,114.32	-6,343,634.24	-520,480
ACC DEPR - 30' 35' 40'	-17,642,653.39	-17,007,799.81	-634,854
ACC DEPR - LT DU	-4,693,579.19	-4,343,085.31	-350,494
ACC DEPR - AUTOS	-566,557.81	-552,209.64	-14,348
ACC DEPR - OVERH	-124,781.03	-226,560.48	101,779
ACC DEPR - HARDW	-452,986.62	-561,746.48	108,760
ACC DEPR - FURN	-73,251.55	-68,969.63	-4,282
ACC DEPR - ELECT	-830,795.54	-796,554.29	-34,241
ACC DEPR - MACH	-1,338,821.99	-1,277,787.75	-61,034
ACC DEPR - SIGNS	-656,128.10	-474,473.30	-181,655
ACC DEPR - BUS M	-6,926,720.53	-6,866,906.00	-59,815
ACC AMORT - SOFTWARE & MISC ASSETS	-1,902,773.74	-2,065,135.01	162,361
TOTAL ACC DEPR + AMORT	-42,073,163.81	-40,584,861.94	-1,488,302
NET CAPITAL ASSETS	43,808,737.58	38,554,728.08	5,254,010
PREPAID INSURANCE	183,220.35	202,124.25	-18,904
OTHER PREPAID EXPENSES	518,718.71	-126,570.52	645,289
PREPAID HEALTH INSURANCE	806,301.65	0.00	806,302
NET OPEB ASSET	2,056,916.00	1,200,963.00	855,953
NET PENSION ASSET	182,456.00	132,641.00	49,815
DEFERRED OUTFLOW-OPEB	0.00	691,288.00	-691,288
DEFERRED OUTFLOW OF RESOURCES	2,789,139.01	1,569,221.01	1,219,918
TOTAL OTHER ASSETS	6,536,751.72	3,669,666.74	2,867,085
TOTAL ASSETS	79,723,109.20	70,355,458.80	9,367,650
ACCOUNTS PAYABLE	1,428,225.58	255,376.60	1,172,849
ACCRUED PURCHASES	1,379,362.83	709,244.37	670,118
TOTAL ACCOUNTS PAYABLE	2,807,588.41	964,620.97	1,842,967
ACCRUED PAYROLL	245,302.64	219,462.02	25,841
ACCRUED PTO	984,867.99	770,111.03	214,757
ACCRUED SICK LEAVE	575,313.51	517,371.28	57,942
ACCRUED ANNIVERSARY & BIRTHDAY	85,517.36	0.00	85,517
ACCRUED FED INCOME TAX WITHHELD	1,797.77	-184.27	1,982
ACCRUED STATE TAX WITHELD	0.00	134.28	-134
ACCRUED LOCAL TAX WITHELD	0.00	-10,620.17	10,620
ACCRUED MEDICARE - EMPLOYEES SHARE	4,457.82	4,071.92	386
ACCRUED MEDICARE - EMPLOYER SHARE	4,457.78	4,071.92	386
ACCRUED PERS-EMPLOYEES	102,381.07	84,982.80	17,398
ACCRUED PERS-EMPLOYER	167,317.36	142,796.24	24,521
ACCRUED BENEFITS - VDSTDTL	127,942.03	72,208.58	55,733
ACCRUED UNION BENEFITS - VDH	-11,854.39	1,384.90	-13,239
UNION DUES LIABILITY	0.00	26.96	-27
GARNISHMENT LIABILITY	0.00	282.80	-283
MISCELLANEOUS DEDUCTION LIABILITY	13.58	59.78	-46
CHILD SUPPORT LIABILITY	0.00	4,862.84	-4,863
YMCA DUES LIABILITY	4,634.49	4,240.61	394
SUPPLEMENTAL INSURANCE LIAB	6,585.05	10,140.97	-3,556
EMPLOYEES DEF. COMPENSATION LIAB	0.00	4,413.60	-4,414
MISC PAYROLL REIMBURSEMENTS	0.00	-90.90	91
VOLUNTARY LEVY CONTRIBUTIONS	0.00	2.00	-2
FLEXIBLE SPENDING LIABILITY	37,456.32	32,070.32	5,386
CURRENT LIAB - WORKERS' COMP	0.00	186,304.00	-186,304
TOTAL PAYROLL LIABILITIES	2,336,190.38	2,048,103.51	288,087
OTHER CURR LIABILITIES-MISC	-106,377.28	241,912.73	-348,290
INSURANCE PROCEEDS	437,289.39	0.00	437,289
CURRENT LIAB.-FTA INTEREST	97,598.14	534,887.53	-437,289
NET PENSION LIABILITY	5,873,034.00	10,285,366.00	-4,412,332



Stark Area Regional Transit Authority
Comparative Balance Sheet
For the Four Months Ending Sunday, April 30, 2023

	CURRENT YTD	LAST YTD	VARIANCE
DEFERRED INFLOWS-OPEB	2,165,666.00	3,698,272.00	-1,532,606
DEFERRED INFLOWS OF RESOURCES	7,427,715.00	4,504,771.00	2,922,944
TOTAL OTHER LIABILITIES	15,894,925.25	19,265,209.26	-3,370,284
TOTAL LIABILITIES	21,038,704.04	22,277,933.74	-1,239,230
FEDERAL GOVT CAPITAL GRANT	7,277,935.82	6,743,048.29	534,888
STATE GOVT CAPITAL GRANT	656,930.17	656,930.17	0
NON-GOVT DONATIONS	217,429.00	217,429.00	0
UNRESTRICTED PENSION	-12,413,602.00	-11,878,714.47	-534,888
ACCUMULATED EARNINGS<LOSSES>	63,729,914.14	52,719,442.54	11,010,472
NET REVENUE	-784,201.97	382,213.82	-1,166,416
TOTAL LIABILITIES & ACCUMULATED EARNINGS	79,723,109.20	71,118,283.09	8,604,826



STARK AREA REGIONAL TRANSIT AUTHORITY
DETAILED INCOME STATEMENT
For the Period Ending 4/30/2023

	<u>April 2023 Actual</u>	<u>April 2023 Budget</u>	<u>April 2022 Prior Yr Actual</u>	<u>Jan 23-April 23 Actual</u>	<u>Jan 23-April 23 Budget</u>	<u>Jan 22 - Dec 22 Prior Yr Actual</u>	<u>-over/under Budget</u>
CASH FARES	35,953	35,833	36,460	136,444	143,333	131,901	6,889
CASH FARES WAYNE COUNTY	126	308	136	872	1,233	874	361
SC CASH FARES	943	1,250	0	3,754	5,000	0	1,246
TVM CASH FARES	63	1,250	0	478	5,000	0	4,522
ADULT PASSES	8,526	22,917	16,881	54,137	91,667	79,650	37,530
SC ADULT PASSES	8,371	1,250	0	21,458	5,000	0	-16,458
TVM ADULT PASSES	1,095	333	0	5,085	1,333	0	-3,752
FULL FARE TICKETS	9,710	10,417	7,990	57,524	41,667	33,009	-15,857
SC FULL FARE TICKETS	2,295	417	0	3,311	1,667	0	-1,644
TVM FULL FARE TICKETS	296	83	0	914	333	0	-580
STUDENT PASSES	0	1,000	248	2,173	4,000	2,035	1,828
SC STUDENT PASSES	1,453	33	0	1,783	133	0	-1,649
PROLINE CASH FARES	6,148	4,583	6,159	24,134	18,333	23,288	-5,801
SC PROLINE CASH FARES	3,408	125	0	12,590	500	0	-12,090
TVM PROLINE CASH FARES	0	83	0	0	333	0	333
REDUCED FARE TICKETS	8	833	839	2,033	3,333	2,934	1,300
SC REDUCED FARE TICKETS	312	8	0	334	33	0	-300
TVM REDUCED FARE TICKETS	23	8	0	77	33	0	-44
REDUCED FARE PASSES	180	4,167	923	10,305	16,667	16,448	6,362
SC REDUCED FARE PASSES	4,215	392	0	12,795	1,567	0	-11,228
TVM REDUCED FARE PASSES	158	0	0	528	0	0	-528
PROLINE TICKETS	2,772	1,833	1,656	20,826	7,333	7,164	-13,493
SC PROLINE TICKETS	29	8	0	88	33	0	-54
TVM PROLINE TICKETS	0	83	0	0	333	0	333
PROLINE PASSES	293	7,250	4,725	293	29,000	30,263	28,708
SC PROLINE PASSES	1,710	125	0	4,433	500	0	-3,933
CLEVELAND TICKETS	98	125	110	603	500	373	-103
SC CLEVELAND TICKETS	45	8	0	48	33	0	-14
TVM CLEVELAND FARE TICKETS	0	8	0	0	33	0	33
TOTAL PASSENGER FARES	88,227	94,733	76,127	377,015	378,933	327,937	1,918
CONTRACTED SERVICES	16,075	14,167	11,689	69,443	56,667	56,434	-12,776
WAYNE COUNTY SERVICES	16,569	1,583	100	51,439	6,333	1,198	-45,105
VETERANS TRANSPORT FARES	16,575	5,833	16,575	16,575	23,333	28,708	6,758
SPECIAL SHUTTLE FARES	0	267	46	52	1,067	46	1,014
TOTAL SPECIAL TRANSIT	49,219	21,850	28,410	137,509	87,400	86,386	-50,109
PROGRAM INCOME - ADVERTISING	1,375	7,917	6,539	11,106	31,667	23,394	20,561
PROGRAM INCOME - CONCESSIONS	132	75	402	343	300	838	-43
PROGRAM INCOME - BUS WASH	270	83	0	790	333	440	-457
PROGRAM INCOME - HYDROGEN FUEL	0	42	0	0	167	0	167
SUBTOTAL PROGRAM INCOME	1,777	8,117	6,941	12,238	32,467	24,672	20,229
MISC TRANSP. REVENUE	0	167	3	16	667	17	651
TOTAL AUX TRANS REVENUE	0	167	3	16	667	17	651
INTEREST INCOME	7,741	3,333	2,235	38,752	13,333	8,008	-25,418
TOTAL INTEREST & DISCOUNT REVENUE	7,741	3,333	2,235	38,752	13,333	8,008	-25,418
DIESEL FUEL TAX REFUND	4,404	9,500	8,142	19,140	38,000	34,269	18,860

Date Printed 5/17/2023

Time Printed 1:10 PM



STARK AREA REGIONAL TRANSIT AUTHORITY
DETAILED INCOME STATEMENT
For the Period Ending 4/30/2023

	<u>April 2023 Actual</u>	<u>April 2023 Budget</u>	<u>April 2022 Prior Yr Actual</u>	<u>Jan 23-April 23 Actual</u>	<u>Jan 23-April 23 Budget</u>	<u>Jan 22 - Dec 22 Prior Yr Actual</u>	<u>-over/under Budget</u>
WAYNE COUNTY GASOLINE REFUND	1,230	833	0	5,004	3,333	0	-1,670
CNG FUEL REFUND	487	0	0	1,681	0	0	-1,681
CNG ROYALTIES	197	83	261	433	333	500	-99
CNG - UTILITY REIMBURSEMENT	1,086	1,667	1,560	3,821	6,667	7,258	2,846
MISC REV-NONTRANSPORTATION	1,261	2,500	67	2,811	10,000	4,920	7,189
MISC REV-EXTRAORDINARY ITEM	0	42	0	125	167	75	42
TOTAL NON-TRANSPORTATION REVENUE	8,665	14,625	10,030	33,014	58,500	47,023	25,486
SALES TAX REVENUE	758,916	1,288,707	1,263,810	5,653,002	6,060,746	5,943,656	407,744
TOTAL SALES TAX REVENUE	758,916	1,288,707	1,263,810	5,653,002	6,060,746	5,943,656	407,744
TOTAL REVENUES	914,545	1,431,532	1,387,555	6,251,545	6,632,045	6,437,698	380,501



STARK AREA REGIONAL TRANSIT AUTHORITY
DETAILED INCOME STATEMENT
For the Period Ending 4/30/2023

	<u>April 2023 Actual</u>	<u>April 2023 Budget</u>	<u>April 2022 Prior Yr Actual</u>	<u>Jan 23-April 23 Actual</u>	<u>Jan 23-April 23 Budget</u>	<u>Jan 22 - Dec 22 Prior Yr Actual</u>	<u>-over/under Budget</u>
EXPENSES							
EXECUTIVE OFFICE							
EX - SAL & WAGES-FIXED	11,056	12,996	11,623	55,300	51,984	53,403	-3,317
EX - SAL & WAGES-PARATRANSIT	5,695	6,695	5,987	28,488	26,780	27,511	-1,709
EX - INCENTIVES	0	58	0	175	233	5,175	58
EX - MEDICARE TAX	320	350	451	1,375	1,398	1,406	24
EX - PERS	4,556	5,772	4,903	21,513	23,087	20,697	1,574
EX - HEALTH INSURANCE	4,222	3,244	3,700	6,725	12,975	12,244	6,250
EX - LIFE INSURANCE	34	44	239	152	174	654	22
EX - STD INSURANCE	3,521	146	0	7,340	585	0	-6,756
EX - VISION	42	73	43	138	291	128	153
EX - DENTAL	86	183	119	388	731	356	343
EX - WORKERS' COMP	168	307	460	606	1,229	1,024	623
EX - SICK LEAVE	0	1,165	0	826	4,660	348	3,834
EX - HOLIDAY,FUNERAL,OTHER	0	717	0	1,041	2,868	-81	1,827
EX - PTO	2,231	3,641	3,195	3,981	14,565	4,531	10,584
EX - UNIFORMS	0	17	186	0	67	186	67
EX - YMCA & MISC BENEFITS	0	50	0	0	200	0	200
TOTAL EXECUTIVE OFFICES WAGES & BENEFITS	31,930	35,457	30,907	128,048	141,826	127,580	13,779
EX - ADVERTISING	0	83	0	0	333	0	333
EX - PTS LEGAL-GENERAL	42,771	50,000	40,968	147,303	200,000	175,983	52,697
EX - PTS-OTHER	974	0	0	974	0	0	-974
EX - CLINIC	7,200	7,500	6,640	30,600	30,000	28,220	-600
EX - CLINIC SUPPLIES	10,138	5,000	0	10,138	20,000	0	9,862
EX - OFFICE SUPPLIES	0	46	0	0	183	26	183
EX - LEGAL ADS	0	42	0	0	167	0	167
EX - TRAINING & TRAVEL EXPENSE	965	2,500	4,376	5,900	10,000	8,301	4,100
EX - EXPENDABLE ASSETS	0	125	0	0	500	0	500
TOTAL EXECUTIVE OFFICE	93,978	100,752	82,891	322,962	403,010	340,109	80,047
TRANSPORTATION							
TR - SAL & WAGES-FIXED	329,445	363,565	348,090	1,409,053	1,454,258	1,413,368	45,206
TR - SAL & WAGES-PARATRANSIT	223,482	187,291	185,009	948,664	749,163	670,857	-199,501
TR - INCENTIVE	1,600	7,479	2,800	15,375	29,917	19,100	14,542
TR - MEDICARE TAX	8,670	9,077	11,106	38,756	36,307	33,648	-2,449
TR - PERS	133,261	139,165	132,301	580,055	556,660	517,048	-23,395
TR - HEALTH INSURANCE	269,129	235,168	225,979	396,987	940,672	747,421	543,686
TR - LIFE INSURANCE	857	3,156	5,200	3,887	12,625	14,021	8,738
TR - STD INSURANCE	0	3,190	0	7,212	12,759	0	5,546
TR - DENTAL	9,245	12,741	0	42,307	50,964	40	8,657
TR - UNEMPLOYMENT	3,480	1,667	3,208	17,851	6,667	7,044	-11,184
TR - WORKERS' COMP	11,338	9,891	51,660	40,832	39,566	66,055	-1,266
TR - HOLIDAY,FUNERAL,OTHER	2,081	15,637	1,339	34,555	62,549	26,405	27,993
TR - PTO	31,821	52,012	36,936	188,867	208,049	155,476	19,183
TR - SICK COVID	0	0	0	0	0	24,808	0

Date Printed 5/17/2023

Time Printed 1:10 PM



STARK AREA REGIONAL TRANSIT AUTHORITY
DETAILED INCOME STATEMENT
For the Period Ending 4/30/2023

	<u>April 2023 Actual</u>	<u>April 2023 Budget</u>	<u>April 2022 Prior Yr Actual</u>	<u>Jan 23-April 23 Actual</u>	<u>Jan 23-April 23 Budget</u>	<u>Jan 22 - Dec 22 Prior Yr Actual</u>	<u>-over/under Budget</u>
TR - UNIFORMS	2,616	4,167	1,470	24,628	16,667	1,470	-7,961
TR - YMCA & MISC BENEFITS	0	458	13,389	1,382	1,833	41,811	451
TA - SAL & WAGES-FIXED	52,629	64,021	55,964	250,966	256,083	226,762	5,117
TA - SAL & WAGES-PARATRANSIT	27,112	32,980	28,830	129,285	131,921	116,817	2,636
TA - INCENTIVE	250	2,838	400	2,375	11,351	47,050	8,976
TA - MEDICARE TAX	1,376	1,654	1,929	6,389	6,616	6,526	227
TA - PERS	21,763	26,968	22,653	101,761	107,873	92,629	6,112
TA - HEALTH INSURANCE	40,108	34,059	31,337	62,632	136,235	102,017	73,603
TA - LIFE INSURANCE	132	457	1,015	570	1,828	2,703	1,258
TA - STD INSURANCE	577	594	0	2,481	2,378	0	-103
TA - VISION	278	765	446	1,194	3,060	1,346	1,867
TA - DENTAL	879	1,919	1,139	3,767	7,676	3,397	3,909
TA - WORKERS' COMP	1,596	1,802	6,228	5,667	7,206	8,665	1,540
TA - SICK LEAVE	4,524	5,539	4,707	15,056	22,154	19,031	7,098
TA - HOLIDAY,FUNERAL,OTHER	932	3,408	921	7,066	13,633	6,297	6,567
TA - PTO	5,242	10,361	5,263	20,884	41,444	24,403	20,559
TA - UNIFORMS	37	525	2,149	181	2,100	2,010	1,919
TA - YMCA & MISC BENEFITS	0	142	0	216	567	546	350
TA - TRAINING & TRAVEL	4,703	1,250	159	10,657	5,000	5,775	-5,657
TOTAL TRANSPORTATION WAGES & BENEFITS	1,189,162	1,233,946	1,181,629	4,371,561	4,935,783	4,404,548	564,222
TR - PTS-OTHER	8,198	4,167	5,315	23,638	16,667	12,395	-6,972
TR - OFFICE SUPPLIES	491	167	28	2,895	669	552	-2,227
TR - PRINTING	30,228	2,917	3,532	36,430	11,667	69,112	-24,763
TR - OMS-GEN'L FUNCTION	0	167	0	0	667	0	667
TR - DUES & SUBSCRIPTIONS	0	104	0	0	417	0	417
TR - LEGAL ADS	0	42	0	0	167	0	167
TR - TRAINING & TRAVEL EXPENSE	0	0	60	0	0	-126	0
TR - EXPENDABLE ASSETS	465	208	0	554	833	548	279
TOTAL TRANSPORTATION	1,228,544	1,241,717	1,190,564	4,435,079	4,966,868	4,487,029	531,789
MAINTENANCE							
MA - SAL & WAGES-FIXED	21,130	23,045	23,379	103,238	92,178	95,341	-11,060
MA - SAL & WAGES-PARATRANSIT	10,885	11,871	12,044	53,184	47,486	49,115	-5,698
MA - WAGE/BENEFIT CONTRA	0	-333	0	0	-1,333	0	-1,333
MA - INCENTIVE	150	769	150	900	3,077	18,900	2,177
MA - MEDICARE TAX	596	613	804	2,654	2,451	2,667	-203
MA - PERS	8,825	10,042	9,394	42,026	40,166	37,964	-1,859
MA - HEALTH INSURANCE	19,066	11,353	12,951	31,350	45,412	42,853	14,062
MA - LIFE INSURANCE	51	152	422	229	609	1,127	381
MA - STD INSURANCE	257	265	0	1,123	1,060	0	-64
MA - VISION	128	255	190	567	1,020	569	453
MA - DENTAL	418	640	496	1,856	2,559	1,430	703
MA - WORKERS' COMP	756	549	2,630	2,458	2,197	3,582	-261
MA - SICK LEAVE	701	2,092	81	1,901	8,368	1,033	6,467
MA - HOLIDAY,FUNERAL,OTHER	746	1,287	674	3,308	5,150	2,128	1,842

Date Printed 5/17/2023

Time Printed 1:10 PM



STARK AREA REGIONAL TRANSIT AUTHORITY
DETAILED INCOME STATEMENT
For the Period Ending 4/30/2023

	<u>April 2023</u> <u>Actual</u>	<u>April 2023</u> <u>Budget</u>	<u>April 2022</u> <u>Prior Yr Actual</u>	<u>Jan 23-April 23</u> <u>Actual</u>	<u>Jan 23-April 23</u> <u>Budget</u>	<u>Jan 22 - Dec 22</u> <u>Prior Yr Actual</u>	<u>-over/under</u> <u>Budget</u>
MA - PTO	3,160	5,637	2,814	13,176	22,546	10,265	9,370
MA - UNIFORMS	83	146	1,238	583	583	1,358	0
MA - YMCA & MISC BENEFITS	0	21	0	0	83	0	83
MS - SAL & WAGES-FIXED	17,766	19,327	18,665	80,153	77,309	73,444	-2,844
MS - SAL & WAGES-PARATRANSIT	9,152	9,956	9,615	41,291	39,826	37,835	-1,465
MS - INCENTIVE	0	377	0	850	1,508	1,300	658
MS - MEDICARE TAX	417	475	606	1,877	1,899	1,821	22
MS - PERS	6,191	7,282	6,916	29,212	29,128	28,121	-84
MS - HEALTH INSURANCE	16,388	12,975	13,928	24,562	51,899	46,602	27,338
MS - LIFE INSURANCE	49	174	300	210	697	772	486
MS - STD INSURANCE	0	151	0	372	605	0	233
MS - DENTAL	567	703	0	2,534	2,812	0	278
MS - WORKERS' COMP	672	576	3,383	2,422	2,306	4,094	-117
MS - HOLIDAY,FUNERAL,OTHER	0	871	0	1,120	3,485	677	2,365
MS - PTO	747	2,210	1,994	5,788	8,838	9,517	3,050
MS - SICK COVID	0	0	0	0	0	1,994	0
MS - UNIFORMS	874	683	271	3,397	2,733	3,556	-664
MS - YMCA & MISC BENEFITS	0	21	850	0	83	2,550	83
MT - SAL & WAGES-FIXED	34,200	46,708	41,970	190,590	186,831	165,098	-3,759
MT - SAL & WAGES-PARATRANSIT	17,618	24,062	21,621	98,183	96,246	85,050	-1,937
MT - INCENTIVE	0	819	0	1,125	3,275	2,625	2,150
MT - MEDICARE TAX	943	1,173	1,389	4,793	4,691	4,189	-102
MT - PERS	13,555	18,014	16,102	72,124	72,055	63,174	-69
MT - HEALTH INSURANCE	26,414	25,950	26,252	39,940	103,798	87,415	63,859
MT - LIFE INSURANCE	94	348	712	439	1,393	1,999	954
MT - STD INSURANCE	25	429	0	1,001	1,718	0	717
MT - DENTAL	968	1,406	0	4,510	5,624	0	1,113
MT - WORKERS' COMP	1,092	1,340	5,893	4,119	5,358	7,677	1,239
MT - HOLIDAY	440	2,099	636	3,546	8,395	4,632	4,848
MT - PTO	8,148	7,193	5,238	22,457	28,772	24,029	6,315
MT - SICK COVID	0	0	0	0	0	1,916	0
MT - UNIFORMS	570	1,117	528	6,293	4,467	4,520	-1,826
MT - YMCA & MISC BENEFITS	0	21	1,488	127	83	4,605	-44
MT - TOOLS	0	583	1,000	7,557	2,333	3,232	-5,224
MBGE - SAL & WAGES-FIXED	8,133	9,699	7,177	37,269	38,795	30,467	1,526
MBGE - SAL & WAGES-PARATRANSIT	4,190	4,996	3,697	19,199	19,985	15,695	786
MBGE - INCENTIVE	0	233	0	775	933	8,525	158
MBGE - MEDICARE TAX	220	251	247	1,018	1,002	1,027	-15
MBGE - PERS	3,489	4,091	2,950	16,339	16,364	12,783	25
MBGE - HEALTH INSURANCE	8,367	6,487	7,458	13,104	25,950	24,622	12,846
MBGE - LIFE INSURANCE	27	87	138	120	348	384	229
MBGE - STD INSURANCE	98	106	0	436	425	0	-11
MBGE - VISION	55	146	56	248	583	187	335
MBGE - DENTAL	172	640	148	776	2,559	504	1,783
MBGE - WORKERS' COMP	336	313	1,600	1,249	1,252	2,065	4

Date Printed 5/17/2023

Time Printed 1:10 PM



STARK AREA REGIONAL TRANSIT AUTHORITY
DETAILED INCOME STATEMENT
For the Period Ending 4/30/2023

	<u>April 2023 Actual</u>	<u>April 2023 Budget</u>	<u>April 2022 Prior Yr Actual</u>	<u>Jan 23-April 23 Actual</u>	<u>Jan 23-April 23 Budget</u>	<u>Jan 22 - Dec 22 Prior Yr Actual</u>	<u>-over/under Budget</u>
MBGE - SICK LEAVE	671	852	176	1,684	3,409	661	1,725
MBGE - HOLIDAY,FUNERAL,OTHER	0	524	0	1,930	2,098	1,588	168
MBGE - PTO	1,546	1,827	1,239	6,681	7,306	11,958	625
MBGE - UNIFORMS	140	383	61	1,066	1,533	407	468
MBGE - YMCA & MISC BENEFITS	0	42	0	0	167	79	167
TOTAL MAINTENANCE WAGES & BENEFITS	251,285	286,122	271,574	1,011,038	1,144,488	1,051,730	133,451
M - TEMPORARY HELP	1,950	3,500	1,997	8,054	14,000	9,531	5,946
M - CMS SERVICING REVENUE VEHICLES	0	8	0	0	33	0	33
M - CMS REV VEH-FIXED	9,142	22,000	14,919	61,097	88,000	110,989	26,903
M - CMS REV VEH-PARATRANSIT	1,153	1,667	8,493	40,025	6,667	48,213	-33,359
M - CMS-NON REV VEHICLES	0	3,500	0	0	14,000	2,972	14,000
M - CMS-FAREBOX PARTS-FIXED	137	500	0	1,672	2,000	0	328
M - CMS-BLDG GRND. & EQUIPMENT	34,789	12,500	5,526	61,917	50,000	30,049	-11,917
M - CMS-RADIO EQUIP-FIXED	0	125	0	3,100	500	0	-2,600
M - CMS-RADIO EQUIP-PARATRANSIT	0	125	0	2,261	500	0	-1,761
M - CMS-SECURITY SYSTEM	0	833	0	0	3,333	0	3,333
M - CMS - CNG FUELING STATION	21,058	16,417	13,147	69,273	65,667	60,507	-3,607
M - CMS - HYDROGEN FUELING STATION	12,819	18,958	22,171	68,183	75,833	110,534	7,650
M - DIESEL FUEL-FIXED	13,428	47,013	43,855	80,973	188,050	148,567	107,077
M - DIESEL FUEL-PARATRANSIT	15,697	24,244	23,405	69,454	96,975	78,511	27,521
M - LUBRICANTS-FIXED	1,429	1,667	2,228	8,059	6,667	4,636	-1,392
M - LUBRICANTS-PARATRANSIT	208	833	179	2,641	3,333	702	693
M - FUEL TAX EXP-FIXED	699	3,333	2,908	3,427	13,333	8,341	9,907
M - FUEL TAX EXP-PARATRANSIT	2,009	3,333	2,097	8,340	13,333	6,929	4,993
M - CNG FUEL-FIXED	24,320	22,917	11,117	100,402	91,667	57,423	-8,736
M - CNG FUEL-PARATRANSIT	15,190	14,583	10,502	56,006	58,333	37,256	2,328
M - CNG FUEL SUPPORT VEHICLES	43	417	23	217	1,667	85	1,449
M - CNG FUEL PUBLIC	126	417	669	2,411	1,667	1,361	-745
M - HYDROGEN-FIXED	37,211	39,583	54,871	148,872	158,333	129,263	9,461
M - HYDROGEN-PARA	4,391	6,667	9,814	14,336	26,667	9,814	12,330
M - WAYNE COUNTY FUEL	13,450	6,350	1,884	48,203	25,400	6,162	-22,803
M - PARA GAS	0	3,333	0	0	13,333	0	13,333
M - FUEL & LUBE-COMPANY VEHICLES	6,087	5,000	4,000	23,089	20,000	15,730	-3,089
M - TIRES & TUBES-FIXED	13,577	15,000	3,248	52,126	60,000	45,572	7,874
M - TIRES & TUBES-PARATRANSIT	2,317	2,500	0	9,937	10,000	6,042	63
M - TIRES SUPPORT VEHICLES	979	417	0	2,231	1,667	203	-565
M - OMS-SUPPLIES	10,296	10,000	9,575	38,198	40,000	41,461	1,802
M - FREIGHT	1,363	1,417	1,239	4,499	5,667	4,599	1,167
M - INSP & REPAIR-FIXED	36,716	33,333	32,038	227,683	133,333	110,160	-94,350
M - INSP & REPAIR-PARATRANSIT	46,887	25,000	18,045	180,844	100,000	85,993	-80,844
M - INSP & REPAIR-CO. VEHICLES	339	1,250	315	20,552	5,000	5,721	-15,552
M - OMS-MAINT EQUIPMENT	5,601	3,500	4,561	19,702	14,000	16,090	-5,702
M - OMS FIXED ROUTE	3,925	2,500	2,271	9,515	10,000	7,171	485
M - OMS PARATRANSIT	2,371	25,000	1,960	19,980	100,000	4,036	80,020
M - CORE CHARGES/CREDITS	-2,937	1,000	-502	-1,251	4,000	88	5,251

Date Printed 5/17/2023

Time Printed 1:10 PM



STARK AREA REGIONAL TRANSIT AUTHORITY
DETAILED INCOME STATEMENT
For the Period Ending 4/30/2023

	<u>April 2023 Actual</u>	<u>April 2023 Budget</u>	<u>April 2022 Prior Yr Actual</u>	<u>Jan 23-April 23 Actual</u>	<u>Jan 23-April 23 Budget</u>	<u>Jan 22 - Dec 22 Prior Yr Actual</u>	<u>-over/under Budget</u>
M - OMS-COMPANY VEHICLES	0	833	0	128	3,333	32	3,205
M - FAREBOX PARTS-FIXED	664	2,167	0	809	8,667	250	7,857
M - FAREBOX PARTS-PARATRANSIT	29	208	0	171	833	1,586	662
M - OFFICE SUPPLIES	1,426	17	0	1,426	67	71	-1,360
M - COMMUNICATIONS MODEMS AVAIL	3,645	3,333	2,994	13,192	13,333	11,314	141
M - BLDG & GROUNDS OMS	923	10,000	1,493	27,315	40,000	19,932	12,685
M - LABOR INSURANCE REC-3RD PARTY	0	-42	0	0	-167	0	-167
M - OMS INSURANCE REC-3RD PARTY	0	-167	0	0	-667	0	-667
M - PROPERTY INSURANCE	6,149	8,685	7,474	24,703	34,739	29,895	10,036
M - OMS INSURANCE REC-OTRP	-22	-3,333	-12,796	-1,600	-13,333	-22,186	-11,733
M - LABOR INSURANCE REC-OTRP	-100	-1,250	0	-250	-5,000	-75	-4,750
M - TRAINING & TRAVEL EXPENSE	1,422	1,667	473	3,434	6,667	5,344	3,232
M - DUES & SUBSCRIPTIONS	0	1,250	900	8,308	5,000	7,000	-3,308
M - EXPENDABLE ASSETS	0	167	129	4,759	667	129	-4,092
TOTAL MAINTENANCE	602,189	690,396	578,797	2,559,464	2,761,585	2,309,730	202,121
FINANCE							
FIN - SAL & WAGES-FIXED	18,430	23,588	17,828	93,902	94,352	85,334	450
FIN - SAL & WAGES-PARATRANSIT	9,494	12,151	9,184	48,374	48,606	43,960	232
FIN - MEDICARE TAX	528	425	645	2,387	1,699	2,535	-688
FIN - INCENTIVE	50	340	0	600	1,358	18,450	758
FIN - PERS	8,097	9,700	7,268	38,241	38,799	33,947	559
FIN - HEALTH INSURANCE	14,777	11,353	13,009	23,538	45,412	42,949	21,874
FIN - LIFE INSURANCE	50	152	306	223	609	949	386
FIN - STD INSURANCE	233	250	0	1,037	1,000	0	-36
FIN - VISION	123	255	160	553	1,020	547	468
FIN - DENTAL	402	640	441	1,808	2,559	1,439	751
FIN - WORKERS' COMP	588	582	2,619	2,120	2,330	3,582	210
FIN - SICK LEAVE	615	2,021	901	4,181	8,083	8,535	3,902
FIN - HOLIDAY,FUNERAL,OTHER	207	1,244	132	3,121	4,974	1,783	1,853
FIN - PTO	4,943	3,433	2,146	9,509	13,731	12,597	4,222
FIN - UNIFORMS	0	58	439	0	233	439	233
FIN - YMCA & MISC BENEFITS	0	58	0	229	233	0	4
TOTAL FINANCE WAGES & BENEFITS	58,537	66,250	55,078	229,820	265,000	257,047	35,179
FIN - SOFTWARE SERVICE	0	42	0	0	167	0	167
FIN - PTS OTHER	1,790	6,250	6,951	11,885	25,000	14,853	13,115
FIN - TEMPORARY HELP	0	1,250	7,327	0	5,000	9,269	5,000
FIN - OFFICE SUPPLIES	0	208	0	588	833	131	246
FIN - PRINTING	0	6	0	0	25	0	25
FIN - DUES & SUBSCRIPTIONS	949	708	669	2,954	2,833	2,647	-121
FIN - LEGAL ADS	1,903	108	0	2,108	433	200	-1,674
FIN - TRAINING & TRAVEL EXPENSE	1,124	2,500	377	4,234	10,000	1,584	5,766
FIN - EXPENDABLE ASSETS	0	167	280	0	667	280	667
TOTAL FINANCE	64,302	77,489	70,682	251,589	309,958	286,010	58,369

Date Printed 5/17/2023

Time Printed 1:10 PM



STARK AREA REGIONAL TRANSIT AUTHORITY
DETAILED INCOME STATEMENT
For the Period Ending 4/30/2023

	<u>April 2023 Actual</u>	<u>April 2023 Budget</u>	<u>April 2022 Prior Yr Actual</u>	<u>Jan 23-April 23 Actual</u>	<u>Jan 23-April 23 Budget</u>	<u>Jan 22 - Dec 22 Prior Yr Actual</u>	<u>-over/under Budget</u>
INFORMATION TECHNOLOGY							
IT - SAL & WAGES-FIXED	10,522	11,483	11,088	49,892	45,933	45,573	-3,959
IT - SAL & WAGES-PARATRANSIT	5,420	5,916	5,712	25,702	23,663	23,477	-2,039
IT - MEDICARE TAX	271	297	386	1,212	1,188	1,270	-24
IT - INCENTIVE	150	115	100	400	458	8,075	58
IT - PERS	4,150	4,890	4,581	19,465	19,561	18,471	95
IT - HEALTH INSURANCE	6,333	4,866	5,550	10,088	19,462	18,366	9,375
IT - LIFE INSURANCE	22	65	201	97	261	539	164
IT - STD INSURANCE	119	129	0	527	514	0	-13
IT - VISION	57	109	88	257	437	265	180
IT - DENTAL	189	274	233	852	1,097	700	245
IT - WORKERS' COMP	252	284	1,060	908	1,136	1,535	228
IT - SICK LEAVE	-318	1,019	396	2,747	4,075	2,861	1,328
IT - HOLIDAY,FUNERAL,OTHER	239	627	218	865	2,508	878	1,643
IT - PTO	1,280	2,350	1,575	1,749	9,399	4,073	7,650
IT - UNIFORMS	0	25	130	-68	100	130	168
IT - YMCA & MISC BENEFITS	0	50	0	177	200	195	23
TOTAL INFORMATION TECHNOLOGY WAGES & BENEFITS	28,686	32,498	31,320	114,871	129,992	126,408	15,121
IT - HARDWARE SERVICE CONTRACTS	11,451	14,583	20,673	43,301	58,333	53,721	15,032
IT - SOFTWARE SERVICE CONTRACTS	19,710	22,917	7,575	76,829	91,667	84,844	14,837
IT - PTS-OTHER	234	917	2,742	-1,984	3,667	2,742	5,651
IT - EXPENDABLE ASSETS & SOFTWARE	2,181	833	0	16,317	3,333	0	-12,983
IT - OFFICE SUPPLIES	0	17	0	0	67	28	67
IT - POSTAGE	0	0	0	0	0	22	0
IT - DUES & SUBSCRIPTIONS	252	458	216	1,006	1,833	10,797	827
IT - LEGAL ADS	0	42	0	0	167	204	167
IT - TRAINING EXPENSE	2,684	2,083	624	6,458	8,333	4,429	1,875
TOTAL INFORMATION TECHNOLOGY	65,196	74,348	63,150	256,798	297,392	283,196	40,594
BOARD							
PLANNING /CUSTOMER RELATIONS							
PL - SAL & WAGES-FIXED	37,299	43,695	36,534	160,988	174,782	143,139	13,794
PL - SAL & WAGES-PARATRANSIT	19,215	22,510	18,821	82,933	90,039	73,739	7,106
PL - WAGE/BENEFIT CONTRA	0	-833	0	0	-3,333	106	-3,333
PL - MEDICARE TAX	996	1,097	1,226	4,105	4,386	4,393	282
PL - INCENTIVE	0	396	0	1,275	1,583	46,500	308
PL - PERS	15,410	18,056	14,516	66,094	72,224	59,535	6,130
PL - HEALTH INSURANCE	37,882	30,815	31,453	58,939	123,261	104,072	64,322
PL - LIFE INSURANCE	118	414	720	495	1,654	1,959	1,159
PL - STD INSURANCE	408	399	0	1,691	1,594	0	-97
PL - VISION	271	692	452	1,174	2,769	1,355	1,595
PL - DENTAL	873	1,736	1,071	3,802	6,945	3,212	3,144
PL - WORKERS' COMP	1,512	1,150	7,273	4,973	4,599	8,700	-374

Date Printed 5/17/2023

Time Printed 1:10 PM



STARK AREA REGIONAL TRANSIT AUTHORITY
DETAILED INCOME STATEMENT
For the Period Ending 4/30/2023

	<u>April 2023 Actual</u>	<u>April 2023 Budget</u>	<u>April 2022 Prior Yr Actual</u>	<u>Jan 23-April 23 Actual</u>	<u>Jan 23-April 23 Budget</u>	<u>Jan 22 - Dec 22 Prior Yr Actual</u>	<u>-over/under Budget</u>
PL - SICK COVID	0	0	0	0	0	887	0
PL - SICK LEAVE	2,928	3,762	858	8,888	15,047	9,715	6,159
PL - HOLIDAY	-120	2,315	553	2,809	9,259	2,866	6,451
PL - PTO	4,885	6,713	3,673	19,774	26,851	17,629	7,077
PL - UNIFORMS	34	271	1,758	-50	1,083	1,724	1,133
PL - YMCA & MISC BENEFITS	0	67	0	328	267	234	-61
TOTAL PLANNING WAGES & BENEFITS	121,710	133,253	118,905	418,216	533,010	479,765	114,794
PL - PTS OTHER	6,564	24,167	18,357	54,742	96,667	34,177	41,925
PL - TRAVEL TRAINER	0	417	19,852	0	1,667	143,759	1,667
PL - OFFICE SUPPLIES	0	250	0	138	1,000	50	862
PL - PRINTING	18	3,333	19,509	15,500	13,333	23,742	-2,167
PL - DUES & SUBSCRIPTIONS	1,086	2,500	6,357	6,108	10,000	10,303	3,892
PL - TRAINING & TRAVEL EXPENSE	5,227	2,917	2,443	10,337	11,667	4,345	1,330
PL - ADVERTISING	16,351	30,833	-2,034	135,818	123,333	56,509	-12,485
PL - EVENTS	4,660	2,083	132	19,257	8,333	203	-10,923
PL - PROMOTIONAL MATERIALS	0	5,417	0	1,142	21,667	-130	20,524
PL - LEGAL ADS	1,415	167	1,148	1,415	667	1,148	-749
PL - EXPENDABLE ASSETS	11,190	417	3,701	14,918	1,667	4,472	-13,251
TOTAL PLANNING	168,221	205,753	188,370	677,591	823,010	758,343	145,419
HUMAN RESOURCE							
HR - SAL & WAGES-FIXED	16,650	20,035	14,867	80,590	80,139	56,951	-451
HR - SAL & WAGES-PARATRANSIT	8,577	10,321	7,659	41,516	41,284	29,339	-232
HR - MEDICARE TAX	447	505	459	2,078	2,019	1,517	-60
HR - PERS	6,859	8,300	5,694	32,964	33,199	22,517	235
HR - INCENTIVE	50	223	0	975	892	10,500	-83
HR - HEALTH INSURANCE	12,666	9,731	7,401	21,546	38,924	24,488	17,378
HR - LIFE INSURANCE	42	131	246	191	522	659	332
HR - STD INSURANCE	198	213	0	878	852	0	-26
HR - VISION	104	219	118	467	874	353	407
HR - DENTAL	339	548	357	1,524	2,193	1,071	669
HR - WORKERS' COMP	504	406	1,465	1,978	1,625	2,047	-353
HR - SICK LEAVE	122	1,729	97	2,468	6,916	1,298	4,449
HR - HOLIDAY,FUNERAL,OTHER	0	1,064	0	1,964	4,256	1,240	2,292
HR - PTO	3,180	3,162	1,103	10,611	12,649	4,993	2,038
HR - UNIFORMS	0	50	407	0	200	370	200
HR - TUITION REIMBURSEMENT	0	1,250	0	5,250	5,000	0	-250
HR - YMCA & MISC BENEFITS	0	25	0	78	100	78	22
TOTAL HUMAN RESOURCES WAGES & BENEFITS	49,736	57,911	39,872	205,077	231,644	157,419	26,567
HR - PTS-OTHER	3,824	2,917	2,126	14,399	11,667	9,597	-2,732
HR - TEMPORARY HELP	0	167	0	0	667	0	667
HR - PRINTING	0	42	0	0	167	0	167
HR - OFFICE SUPPLIES	0	83	13	32	333	57	302
HR - DUES & SUBSCRIPTIONS	0	208	0	229	833	0	604
HR - EVENTS	0	0	807	0	0	1,328	0

Date Printed 5/17/2023

Time Printed 1:10 PM



STARK AREA REGIONAL TRANSIT AUTHORITY
DETAILED INCOME STATEMENT
For the Period Ending 4/30/2023

	<u>April 2023 Actual</u>	<u>April 2023 Budget</u>	<u>April 2022 Prior Yr Actual</u>	<u>Jan 23-April 23 Actual</u>	<u>Jan 23-April 23 Budget</u>	<u>Jan 22 - Dec 22 Prior Yr Actual</u>	<u>-over/under Budget</u>
HR - LEGAL ADS	0	417	0	0	1,667	200	1,667
HR - EMPLOYEE RELATIONS	2,138	1,667	1,439	3,812	6,667	4,187	2,855
HR - WELLNESS PROGRAM	525	2,500	1,900	2,975	10,000	6,317	7,025
HR - TRAINING & TRAVEL EXPENSE	782	2,500	2,459	8,218	10,000	3,643	1,782
HR - AGENCY TRAINING	0	1,667	0	0	6,667	0	6,667
HR - EXPENDABLE ASSETS	0	167	682	387	667	682	279
TOTAL HUMAN RESOURCE	57,005	70,244	49,298	235,129	280,978	183,431	45,849
GENERAL							
GEN - LEGAL ADS	0	42	0	0	167	0	167
GEN - PTS-OTHER	2,168	16,667	84,270	16,672	66,667	258,543	49,995
GEN - SECURITY SERVICES	24,698	18,333	16,822	77,558	73,333	65,959	-4,224
GEN - OFFICE EXPENSES	5,700	2,500	3,440	17,587	10,000	8,728	-7,587
GEN - OFFICE EXPENSE-IT	0	250	0	591	1,000	533	409
GEN - EXPENDABLE ASSETS	0	46	0	1,598	183	0	-1,415
GEN - UTILITIES-ELECTRIC	10,700	25,687	18,962	84,416	102,747	82,610	18,331
GEN - UTILITIES-ELECTRIC - CNG	15,510	12,500	8,612	40,862	50,000	33,451	9,138
GEN - UTILITIES-OTHER	1,212	4,167	2,881	10,831	16,667	11,231	5,835
GEN - UTILITIES-TELEPHONE	5,764	10,000	1,629	28,811	40,000	22,527	11,189
GEN - UTILITIES-TELEPHONE - CNG	229	250	222	917	1,000	668	83
GEN - UTILITIES-NATURAL GAS	21,705	14,583	20,053	87,251	58,333	82,898	-28,918
PREM FOR PUBLIC LIAB & PROPERTY DAMAGE	40,372	33,521	34,422	161,596	134,084	137,688	-27,512
PREM FOR EXCESS INSURANCE	6,661	10,565	8,317	26,752	42,260	33,269	15,508
GEN - PAYOUTS-DEDUCTIBLES	0	2,333	0	0	9,333	0	9,333
GEN - PROPERTY TAXES	0	333	0	4,326	1,333	2,412	-2,993
GEN - DUES & SUBSCRIPTIONS	5,751	6,667	8,427	35,091	26,667	38,509	-8,424
GEN - BAD DEBT EXPENSE	0	250	0	0	1,000	0	1,000
GEN - MISC ACCOUNT CORRECTIONS	0	0	0	24,080	0	0	-24,080
GEN - EMPLOYEE RELATIONS	0	0	-200	0	0	-400	0
GEN - SAFETY	995	617	614	11,959	2,467	1,705	-9,493
GEN - FEES	1,983	3,750	2,597	7,973	15,000	14,000	7,027
GEN - FEES CREDIT CARD	2,215	2,000	1,409	9,917	8,000	5,580	-1,917
GEN - ADVERTISING COMMISSION	1,622	417	-205	-2,238	1,667	4,123	3,905
GEN - ADVERTISING	0	667	-599	-13,392	2,667	-2,383	16,058
GEN - SALES TAX COLLECTION EXPENSE	14,107	16,667	12,638	63,048	66,667	59,437	3,619
GEN - POSTAGE	226	417	652	1,553	1,667	1,747	114
GEN - MISCELLANEOUS	0	379	0	0	1,517	0	1,517
GEN - CTE RFHCC	0	6,305	0	0	25,220	8,515	25,220
SUBGRANTEE - 5310 ENHANCED MOBILITY	0	46,036	26,720	254,696	184,144	54,838	-70,553
SUBGRANTEE - WAYNE COUNTY	11,236	0	0	12,028	0	10,146	-12,028
SUBGRANTEE - RESEARCH	21,227	87,598	18,694	101,260	350,392	88,907	249,132
GEN - LEASE & RENT	3,491	0	0	13,144	0	8,435	-13,144
TOTAL GENERAL EXPENSES	197,571	323,545	270,378	1,078,888	1,294,181	1,033,674	215,293
TOTAL EXPENSES	2,477,007	2,784,245	2,494,129	9,817,500	11,136,981	9,681,523	1,319,482
OPERATING INCOME (LOSS) EXCLUDING	-1,562,462	-1,352,713	-1,106,574	-3,565,955	-4,504,936	-3,243,825	-938,981

Date Printed 5/17/2023

Time Printed 1:10 PM



STARK AREA REGIONAL TRANSIT AUTHORITY
DETAILED INCOME STATEMENT
For the Period Ending 4/30/2023

	<u>April 2023 Actual</u>	<u>April 2023 Budget</u>	<u>April 2022 Prior Yr Actual</u>	<u>Jan 23-April 23 Actual</u>	<u>Jan 23-April 23 Budget</u>	<u>Jan 22 - Dec 22 Prior Yr Actual</u>	<u>-over/under Budget</u>
PREVENTIVE MAINTENANCE GRANTS							
RESTRICTED REVENUE FROM CAPITAL GRANTS							
TOTAL LOCAL CASH GRANTS							
SCG - OPERATING	303,416	73,071	0	556,241	292,282	0	-263,959
STATE CAPITAL GRANTS	0	10,623	80,844	126,960	42,492	439,546	-84,468
TOTAL STATE GRANTS	303,416	83,694	80,844	683,201	334,774	439,546	-348,427
FG - 5310 ENHANCED MOBILITY	654	46,036	26,720	269,660	184,144	54,838	-85,516
FG - PLANNING	6,008	15,118	65,365	87,811	60,472	198,193	-27,339
FCG - PREVENTIVE MAINTENANCE	0	139,591	22,715	0	558,363	160,391	558,363
FEDERAL GRANTS	613,329	1,013,679	29,993	2,460,035	4,054,716	2,996,172	1,594,681
FEDERAL GRANTS-OTHER	12,711	93,903	18,694	64,138	375,612	88,907	311,474
FEDERAL CAPITAL GRANTS	225,438	1,520,573	31,925	1,140,786	6,082,293	1,202,475	4,941,507
TOTAL FEDERAL GRANTS	858,140	2,828,900	195,412	4,022,430	11,315,600	4,700,976	7,293,170
TOTAL GRANTS	1,161,556	2,912,594	276,256	4,705,631	11,650,374	5,140,522	6,944,743
 DEPRECIATION & AMORTIZATION							
DEPRECIATION EXP-GRANTS	417,723	250,000	322,059	1,672,787	1,000,000	1,294,076	-672,787
DEPRECIATION EXP-LOCAL MATCH	62,472	37,500	47,947	250,172	150,000	192,659	-100,172
GENERAL AMORTIZATION	2,280	20,833	786	9,121	83,333	3,143	74,212
TOTAL DEPRECIATION & AMORTIZATION	482,475	308,333	370,792	1,932,080	1,233,333	1,489,878	-698,747
 GAIN/LOSS ON DISPOSAL	0	5,000	0	49,788	20,000	0	-29,788
GEN - SETTLEMENTS/LOSSES	-19,463	0	0	-57,990	0	0	57,990
TOTAL GAIN/LOSS ON DISPOSAL OF ASSETS	-19,463	5,000	0	-8,202	20,000	0	28,202
 NET INCOME AFTER DEPRECIATION,AMORTIZATION...	-863,918	1,246,547	-1,201,110	-784,202	5,892,105	406,820	6,676,307



Stark Area Regional Transit Authority
Summary Income Statement
For the Four Months Ending Sunday, April 30, 2023

	<u>2023</u>	<u>2022</u>
TOTAL FARES	514,523	414,324
TOTAL PROGRAM INCOME	12,238	24,672
TOTAL AUX TRANS REVENUE	16	17
TOTAL INTEREST & DISCOUNT REVENUE	38,752	8,008
TOTAL NON-TRANSPORTATION REVENUE	33,014	47,023
<u>TOTAL SALES TAX REVENUE</u>	5,653,002	5,943,656
TOTAL REVENUES	6,251,545	6,437,698
TOTAL WAGES	4,431,311	3,963,351
TOTAL HEALTH	689,409	1,253,050
TOTAL PERS & BENEFITS	1,342,005	1,382,321
PROFESSIONAL SERVICES - LEGAL	147,303	175,983
PROFESSIONAL SERVICES - OTHER	161,064	360,527
MATERIALS	931,312	701,251
SUPPLIES	285,862	484,939
FUEL	554,663	489,510
UTILITIES	253,088	233,385
CASUALTY & LIABILITY INSURANCE	213,051	200,852
FUEL TAX	11,767	15,270
DUES & SUBSCRIPTIONS	53,696	69,255
ADVERTISING	140,587	59,650
TRAINING	49,238	33,295
LEGAL ADS	3,523	1,752
EXPENDABLE ASSETS	38,533	6,112
TUITION REIMBURSEMENT	5,250	0
WELLNESS	2,975	6,317
SECURITY/SAFETY	89,517	67,664
LEASES & RENTS	13,144	8,435
EMPLOYEE RELATIONS	3,812	3,787
BOARD	0	0
GENERAL EXPENSES	28,406	2,412
<u>SUBGRANTEE</u>	<u>367,985</u>	<u>162,405</u>
TOTAL EXPENSES	9,817,500	9,681,523
OPERATING INCOME (LOSS) EXCLUDING	-3,565,955	-3,243,825
TOTAL STATE GRANTS	683,201	439,546
<u>TOTAL FEDERAL GRANTS</u>	<u>4,022,430</u>	<u>4,700,976</u>
TOTAL GRANTS	4,705,631	5,140,522
TOTAL DEPRECIATION & AMORTIZATION	1,932,080	1,489,878
TOTAL GAIN/LOSS ON DISPOSAL OF ASSETS	-8,202	0
NET INCOME AFTER DEPRECIATION,AMORTIZATION & DISPOSALS	-784,202	406,820



CHECKS BY VENDOR - APRIL 2023

Document Date	Document Number	Vendor Name	Vendor ID	Document Amount	Voided
4/19/2023	095287	AEP OHIO	AEPO001	\$ 18,328.92	No
4/28/2023	095303	AEP OHIO	AEPO001	\$ 15,081.26	No
4/19/2023	095288	AKRON MUNICIPAL COURT	AKRO005	\$ 150.00	No
4/28/2023	095304	AKRON MUNICIPAL COURT	AKRO005	\$ 150.00	No
4/6/2023	095278	ALLIANCE WATER UTILITY	ALLI004	\$ 206.92	No
4/19/2023	095289	AMAZON	AMAZ001	\$ 708.83	No
4/6/2023	095279	APG OFFICE FURNISHINGS	APGO001	\$ 1,641.88	No
4/28/2023	095305	AQUA OHIO INC	AQUA001	\$ 3,600.00	No
4/6/2023	095280	BALLARD POWER SYSTEMS INC	BALL002	\$ 830.00	No
4/19/2023	095290	BENNETT TRAILER SALES	BENN002	\$ 36.00	No
4/6/2023	095281	BIG REDS HOOK AND BOOK	BIGR002	\$ 275.00	No
4/28/2023	095306	CANTON AUTOMOTIVE MACHINE	CANT002	\$ 338.49	No
4/6/2023	095282	CANTON CITY UTILITIES	CANT011	\$ 1,251.95	No
4/19/2023	095291	CANTON MUNICIPAL COURT	CANT020	\$ 406.72	No
4/28/2023	095307	CANTON MUNICIPAL COURT	CANT020	\$ 408.67	No
4/6/2023	095283	CASH	CASH001	\$ 188.69	No
4/19/2023	095292	CFIS GROUP	CFIS001	\$ 1,011.96	No
4/28/2023	095308	CFIS GROUP	CFIS001	\$ 982.24	No
4/19/2023	095293	CHAMBER OF COMMERCE	CHAM001	\$ 8,500.00	No
4/28/2023	095309	COLUMBIA GAS OF OHIO	COLU001	\$ 127.66	No
4/6/2023	095286	CUMMINS SALES AND SERVICE	CUMM002	\$ 19,131.80	No
4/19/2023	095294	CUMMINS SALES AND SERVICE	CUMM002	\$ 2,254.15	No
4/28/2023	095310	CUMMINS SALES AND SERVICE	CUMM002	\$ 657.44	No
4/28/2023	095311	CUMMINS SALES AND SERVICE	CUMM003	\$ 6,666.10	No
4/19/2023	095295	DOMINION EAST OHIO	DOMI001	\$ 11,228.60	No
4/28/2023	095312	FRENCH AMERICAN CHAMBER	FACC001	\$ 1,500.00	No
4/28/2023	095313	FAITH IN ACTION OF WESTERN STARK CO	FAIT001	\$ 750.00	No
4/6/2023	095284	GOVERNMENT FINANCE OFFICERS ASSOC	GFOA001	\$ 280.00	No
4/28/2023	095314	LEGAL SHIELD	LEGA003	\$ 608.04	No
4/19/2023	095296	LIBERTY FORD	LIBE003	\$ 304.76	No
4/28/2023	095315	LIBERTY FORD	LIBE003	\$ 11.73	No
4/19/2023	095297	MIDWEST POLY PACK	MIDW001	\$ 1,545.22	No

4/19/2023 095298	OHIO DEPT OF JOB AND FAML	OHIO009	\$	3,480.08	No
4/19/2023 095299	OHIO EDISON	OHIO011	\$	789.57	No
4/28/2023 095316	OHIO EDISON	OHIO011	\$	576.00	No
4/6/2023 095285	PROGRESSIVE CHEVROLET	PROG002	\$	222.26	No
4/19/2023 095300	PROGRESSIVE CHEVROLET	PROG002	\$	10,981.49	No
4/28/2023 095320	PROGRESSIVE CHEVROLET	PROG002	\$	455.67	No
4/28/2023 095317	ROYAL PUBLISHING INC	ROYA004	\$	295.00	No
4/19/2023 095301	GREENSHADES	SHAD001	\$	300.00	No
4/28/2023 095318	STANDARD INS CO	STAN005	\$	1,715.11	No
4/19/2023 095302	SUMMIT MACHINE REPAIR LLC	SUMM006	\$	193.57	No
4/28/2023 095319	VERIZON WIRELESS	VERI001	\$	2,193.57	No
	END OF REPORT				



CHECKS BY DATE - APRIL 2023

Document Date	Document Number	Vendor Name	Vendor ID	Document Amount	Voided
4/6/2023	095278	ALLIANCE WATER UTILITY	ALLI004	\$ 206.92	No
4/6/2023	095279	APG OFFICE FURNISHINGS	APGO001	\$ 1,641.88	No
4/6/2023	095280	BALLARD POWER SYSTEMS INC	BALL002	\$ 830.00	No
4/6/2023	095281	BIG REDS HOOK AND BOOK	BIGR002	\$ 275.00	No
4/6/2023	095282	CANTON CITY UTILITIES	CANT011	\$ 1,251.95	No
4/6/2023	095283	CASH	CASH001	\$ 188.69	No
4/6/2023	095286	CUMMINS SALES AND SERVICE	CUMM002	\$ 19,131.80	No
4/6/2023	095284	GOVERNMENT FINANCE OFFICERS ASSOC	GFOA001	\$ 280.00	No
4/6/2023	095285	PROGRESSIVE CHEVROLET	PROG002	\$ 222.26	No
4/19/2023	095287	AEP OHIO	AEPO001	\$ 18,328.92	No
4/19/2023	095288	AKRON MUNICIPAL COURT	AKRO005	\$ 150.00	No
4/19/2023	095289	AMAZON	AMAZ001	\$ 708.83	No
4/19/2023	095290	BENNETT TRAILER SALES	BENN002	\$ 36.00	No
4/19/2023	095291	CANTON MUNICIPAL COURT	CANT020	\$ 406.72	No
4/19/2023	095292	CFIS GROUP	CFIS001	\$ 1,011.96	No
4/19/2023	095293	CHAMBER OF COMMERCE	CHAM001	\$ 8,500.00	No
4/19/2023	095294	CUMMINS SALES AND SERVICE	CUMM002	\$ 2,254.15	No
4/19/2023	095295	DOMINION EAST OHIO	DOMI001	\$ 11,228.60	No
4/19/2023	095296	LIBERTY FORD	LIBE003	\$ 304.76	No
4/19/2023	095297	MIDWEST POLY PACK	MIDW001	\$ 1,545.22	No
4/19/2023	095298	OHIO DEPT OF JOB AND FAML	OHIO009	\$ 3,480.08	No
4/19/2023	095299	OHIO EDISON	OHIO011	\$ 789.57	No
4/19/2023	095300	PROGRESSIVE CHEVROLET	PROG002	\$ 10,981.49	No
4/19/2023	095301	GREENSHADES	SHAD001	\$ 300.00	No
4/19/2023	095302	SUMMIT MACHINE REPAIR LLC	SUMM006	\$ 193.57	No
4/28/2023	095303	AEP OHIO	AEPO001	\$ 15,081.26	No
4/28/2023	095304	AKRON MUNICIPAL COURT	AKRO005	\$ 150.00	No
4/28/2023	095305	AQUA OHIO INC	AQUA001	\$ 3,600.00	No
4/28/2023	095306	CANTON AUTOMOTIVE MACHINE	CANT002	\$ 338.49	No
4/28/2023	095307	CANTON MUNICIPAL COURT	CANT020	\$ 408.67	No
4/28/2023	095308	CFIS GROUP	CFIS001	\$ 982.24	No
4/28/2023	095309	COLUMBIA GAS OF OHIO	COLU001	\$ 127.66	No

4/28/2023 095310	CUMMINS SALES AND SERVICE	CUMM002	\$	657.44	No
4/28/2023 095311	CUMMINS SALES AND SERVICE	CUMM003	\$	6,666.10	No
4/28/2023 095312	FRENCH AMERICAN CHAMBER	FACC001	\$	1,500.00	No
4/28/2023 095313	FAITH IN ACTION OF WESTERN STARK CO	FAIT001	\$	750.00	No
4/28/2023 095314	LEGAL SHIELD	LEGA003	\$	608.04	No
4/28/2023 095315	LIBERTY FORD	LIBE003	\$	11.73	No
4/28/2023 095316	OHIO EDISON	OHIO011	\$	576.00	No
4/28/2023 095320	PROGRESSIVE CHEVROLET	PROG002	\$	455.67	No
4/28/2023 095317	ROYAL PUBLISHING INC	ROYA004	\$	295.00	No
4/28/2023 095318	STANDARD INS CO	STAN005	\$	1,715.11	No
4/28/2023 095319	VERIZON WIRELESS	VERI001	\$	2,193.57	No
END OF REPORT					



ELECTRONIC PAYMENTS - APRIL 2023

Document Date	Vendor ID	Vendor Name	Document Number	Document Amount	Voided
4/4/2023	COLO001	COLONIAL SUPPLEMENTAL INSURANCE	000111700	\$ 1,331.61	No
4/14/2023	AFLA001	AFLAC	000111699	\$ 8,174.55	No
4/14/2023	CANT008	CANTON CITY INCOME TAX	000111882	\$ 12,537.01	No
4/14/2023	COLO001	COLONIAL SUPPLEMENTAL INSURANCE	000111779	\$ 1,331.61	No
4/14/2023	IRSA002	INTERNAL REVENUE SERVICE	000111883	\$ 61,642.74	No
4/14/2023	OHIO007	OHIO CSPC	000111778	\$ 3,974.69	No
4/14/2023	OHIO010	OHIO DEPT OF TAXATION	000111884	\$ 12,843.84	No
4/14/2023	OHIO017	OHIO PUBLIC EMPLOYEES	000111780	\$ 11,552.00	No
4/17/2023	HUNT004	HUNTINGTON BANK - EA1W18	000111701	\$ 43,423.76	No
4/18/2023	CDA001	CONSUMER DRIVEN ADMINISTRATORS LLC	000111886	\$ 430.00	No
4/18/2023	HEAL004	HEALTH TP OF OHIO	000111887	\$ 400,000.00	No
4/19/2023	PERS001	OPERS	000111888	\$ 3,303.59	No
4/20/2023	PERS001	OPERS	000111885	\$ 252,950.81	No
4/28/2023	CANA004	CANAL FULTON TAX	000112045	\$ 91.71	No
4/28/2023	CANT008	CANTON CITY INCOME TAX	000112041	\$ 12,951.83	No
4/28/2023	COLO001	COLONIAL SUPPLEMENTAL INSURANCE	000112048	\$ 1,331.61	No
4/28/2023	DALT001	DALTON TAX	000112044	\$ 35.64	No
4/28/2023	OHIO007	OHIO CSPC	000112049	\$ 4,257.45	No
4/28/2023	SEBR001	SEBRING TAX	000112046	\$ 95.71	No
4/30/2023	AMER022	AMERICAN HERITAGE LIFE INS CO	000112050	\$ 844.44	No
4/30/2023	IRSA002	INTERNAL REVENUE SERVICE	000112042	\$ 64,152.04	No
4/30/2023	OHIO010	OHIO DEPT OF TAXATION	000112043	\$ 13,278.20	No
4/30/2023	OHIO017	OHIO PUBLIC EMPLOYEES	000112047	\$ 11,652.00	No

END OF REPORT



EFT PAYMENTS - APRIL 2023

Document Date	Document Number	Vendor Name	Vendor ID	Document Type	Document Amount	Voided
4/6/2023	EFT000000006521	AIR PRODUCTS AND CHEMICALS INC	AIRP002	Payment	\$ 990.30	No
4/6/2023	EFT000000006545	AIRGAS USA LLC	OHIO003	Payment	\$ 632.49	No
4/6/2023	EFT000000006522	AMERICAN FOOD & VENDING	AMER029	Payment	\$ 374.15	No
4/6/2023	EFT000000006523	APO PUMPS AND COMPRESSORS INC	APOP001	Payment	\$ 2,226.41	No
4/6/2023	EFT000000006524	AUTOMOTIVE DISTRIBUTORS WAREHOUSE	AUTO009	Payment	\$ 414.69	No
4/6/2023	EFT000000006526	BRINKS INC.	BRIN001	Payment	\$ 1,659.60	No
4/6/2023	EFT000000006527	CANTON PEST CONTROL	CANT023	Payment	\$ 45.00	No
4/6/2023	EFT000000006528	CANTON TOWING	CANT059	Payment	\$ 930.00	No
4/6/2023	EFT000000006529	CINTAS	CINT001	Payment	\$ 1,784.95	No
4/6/2023	EFT000000006530	CLEAN ENERGY	CLEA005	Payment	\$ 1,857.54	No
4/6/2023	EFT000000006532	COPLEY OHIO NEWSPAPERS	COPL001	Payment	\$ 204.34	No
4/6/2023	EFT000000006533	CORNERSTONE INFORMATION ASSURANCE LTD	CORN004	Payment	\$ 225.00	No
4/6/2023	EFT000000006534	CULLIGAN OF CANTON	CULL001	Payment	\$ 37.95	No
4/6/2023	EFT000000006535	DON SMITH AUTO PARTS	DONS001	Payment	\$ 572.60	No
4/6/2023	EFT000000006537	ELDORADO NATIONAL - CALIFORNIA	ELDO001	Payment	\$ 1,316.57	No
4/6/2023	EFT000000006536	EMPLOYER HCS	EHCS001	Payment	\$ 8,960.76	No
4/6/2023	EFT000000006538	EVERHART GLASS CO.	EVER001	Payment	\$ 140.00	No
4/6/2023	EFT000000006539	GILLIG LLC	GILL001	Payment	\$ 2,794.38	No
4/6/2023	EFT000000006540	GOODYEAR TIRE AND RUBBER	GOOD001	Payment	\$ 14,649.99	No
4/6/2023	EFT000000006541	INDEPENDENT ELEVATOR CO.	INDE005	Payment	\$ 193.00	No
4/6/2023	EFT000000006531	KIRT CONRAD	CONR001	Payment	\$ 785.00	No
4/6/2023	EFT000000006542	M CONLEY	MCON001	Payment	\$ 27.20	No
4/6/2023	EFT000000006543	MOHAWK MFG. & SUPPLY CO.	MOHA001	Payment	\$ 3,750.62	No
4/6/2023	EFT000000006544	MUNCIE RECLAMATION & SPLY	MUNC001	Payment	\$ 1,522.74	No
4/6/2023	EFT000000006546	REDMONDS PARTS & SUPPLY INC.	REDM001	Payment	\$ 119.24	No
4/6/2023	EFT000000006525	RICHARD L. BOWEN & ASSOCIATES	BOWE002	Payment	\$ 23,522.36	No
4/6/2023	EFT000000006547	STAPLES ADVANTAGE	STAP001	Payment	\$ 497.28	No
4/6/2023	EFT000000006548	TANK INTEGRITY SERVICES INC	TANK002	Payment	\$ 445.00	No
4/6/2023	EFT000000006549	TESCO	TESC001	Payment	\$ 1,959.23	No
4/6/2023	EFT000000006550	THE WORKSHOPS INC.	WORK002	Payment	\$ 2,108.34	No
4/6/2023	EFT000000006551	W.W. GRAINGER INC.	WWGR001	Payment	\$ 45.33	No
4/6/2023	EFT000000006552	YOUNG TRUCK SALES INC.	YOUN002	Payment	\$ 163.61	No
4/6/2023	EFT000000006553	ZEP MANUFACTURING CO.	ZEPM001	Payment	\$ 54.50	No
4/11/2023	EFT000000006554	AFSCME	AFSC001	Payment	\$ 4,105.52	No
4/11/2023	EFT000000006555	AIR PRODUCTS AND CHEMICALS INC	AIRP002	Payment	\$ 19,714.97	No
4/11/2023	EFT000000006556	AUTOMOTIVE DISTRIBUTORS WAREHOUSE	AUTO009	Payment	\$ 865.11	No
4/11/2023	EFT000000006557	CALSTART	CALS001	Payment	\$ 8,512.29	No
4/11/2023	EFT000000006558	CANTON POLICE PATROLMENS	CANT026	Payment	\$ 5,928.75	No
4/11/2023	EFT000000006559	CANTON TOWING	CANT059	Payment	\$ 450.00	No
4/11/2023	EFT000000006560	CINTAS	CINT001	Payment	\$ 851.09	No
4/11/2023	EFT000000006561	CITIZENS FOR SARTA	COMM001	Payment	\$ 224.00	No

Per Diem

4/11/2023	EFT000000006562	COMMUNITY ACTION WAYNE MEDINA	COMM011	Payment	\$	1,401.00	No	
4/11/2023	EFT000000006563	DAMON INDUSTRIES INC	DAMO001	Payment	\$	438.95	No	
4/11/2023	EFT000000006564	DE LAGE LANDEN FINANCIAL SEVICES INC	DELA001	Payment	\$	634.67	No	
4/11/2023	EFT000000006565	DON SMITH AUTO PARTS	DONS001	Payment	\$	328.72	No	
4/11/2023	EFT000000006566	EDM TECHNOLOGY, INC	EDMI001	Payment	\$	13,338.00	No	
4/11/2023	EFT000000006567	ELDORADO NATIONAL - CALIFORNIA	ELDO001	Payment	\$	370.60	No	
4/11/2023	EFT000000006569	GILLIG LLC	GILL001	Payment	\$	2,519.93	No	
4/11/2023	EFT000000006571	KLINGSTEDT BROTHERS CO.	KLIN001	Payment	\$	497.00	No	
4/11/2023	EFT000000006572	KRONOS SAASHR INC	KRON001	Payment	\$	6.99	No	
4/11/2023	EFT000000006573	KWGD	KRUG001	Payment	\$	40,106.21	No	
4/11/2023	EFT000000006586	LATRICE VIROLA	VIRO001	Payment	\$	276.50	No	
4/11/2023	EFT000000006574	MAGIC GARAGE DOOR INC	MAGI001	Payment	\$	560.00	No	
4/11/2023	EFT000000006570	MARK D HENNING	HENN002	Payment	\$	2,275.00	No	
4/11/2023	EFT000000006568	MARK FINNICUM	FINN001	Payment	\$	46.77	No	Travel
4/11/2023	EFT000000006575	METRO CLEVELAND SECURITY INC	METR006	Payment	\$	4,668.75	No	
4/11/2023	EFT000000006576	MUNCIE RECLAMATION & SPLY	MUNC001	Payment	\$	1,049.30	No	
4/11/2023	EFT000000006577	N CANTON AREA CHAMBER OF COMMERCE	NORT013	Payment	\$	115.00	No	
4/11/2023	EFT000000006578	OHIO AFSCME CAREPLAN	OHIO002	Payment	\$	12,049.75	No	
4/11/2023	EFT000000006579	PEOPLE	PEOP001	Payment	\$	13.70	No	
4/11/2023	EFT000000006590	REDMONDS PARTS & SUPPLY INC.	REDM001	Payment	\$	1,284.39	No	
4/11/2023	EFT000000006580	SAFETY-KLEEN	SAFE001	Payment	\$	1,573.16	No	
4/11/2023	EFT000000006581	SILCO	SILC001	Payment	\$	79.50	No	
4/11/2023	EFT000000006582	THOMAS ENERGY CONSULTING	THOM014	Payment	\$	6,240.00	No	
4/11/2023	EFT000000006583	TRAPEZE SOFTWARE GROUP	TRAP001	Payment	\$	38,403.90	No	
4/11/2023	EFT000000006584	TRAVELHOST OF AKRON CANTON	TRAV004	Payment	\$	475.00	No	
4/11/2023	EFT000000006585	UPS FREIGHT	UPSF001	Payment	\$	115.77	No	
4/11/2023	EFT000000006587	WDJQ FM RADIO STATION	WDJQ001	Payment	\$	200.00	No	
4/11/2023	EFT000000006588	WORK HEALTH & SAFETY SERVICES	WORK003	Payment	\$	5,865.00	No	
4/11/2023	EFT000000006589	YOUNG TRUCK SALES INC.	YOUN002	Payment	\$	193.07	No	
4/13/2023	EFT000000006591	STANDARD PLUMBING AND HEAT	STAN001	Payment	\$	175,914.64	No	
4/19/2023	EFT000000006592	AMERICAN FOOD & VENDING	AMER029	Payment	\$	93.30	No	
4/19/2023	EFT000000006593	AUTOMOTIVE DISTRIBUTORS WAREHOUSE	AUTO009	Payment	\$	1,626.11	No	
4/19/2023	EFT000000006594	BOBBIE BARNET	BARN001	Payment	\$	161.92	No	Travel
4/19/2023	EFT000000006595	CANTON PEST CONTROL	CANT023	Payment	\$	107.00	No	
4/19/2023	EFT000000006596	CANTON TOWING	CANT059	Payment	\$	425.00	No	
4/19/2023	EFT000000006597	CARNATION SECURITY SERVICES INC	CARN001	Payment	\$	66.00	No	
4/19/2023	EFT000000006598	CHAPANARS AAA KEY & LOCK	CHAP003	Payment	\$	565.00	No	
4/19/2023	EFT000000006599	CINTAS	CINT001	Payment	\$	2,720.96	No	
4/19/2023	EFT000000006600	CLEAN ENERGY	CLEA005	Payment	\$	19,485.52	No	
4/19/2023	EFT000000006602	CORNERSTONE INFORMATION ASSURANCE LTD	CORN004	Payment	\$	600.00	No	
4/19/2023	EFT000000006626	D & W DIESEL INC	DWDI001	Payment	\$	708.00	No	
4/19/2023	EFT000000006603	DE LAGE LANDEN FINANCIAL SEVICES INC	DELA001	Payment	\$	239.00	No	
4/19/2023	EFT000000006611	DELANO MEANS	MEAN002	Payment	\$	84.10	No	Travel
4/19/2023	EFT000000006625	DON SMITH AUTO PARTS	DONS001	Payment	\$	498.02	No	
4/19/2023	EFT000000006604	FINGER LAKES SYSTEM CHEMSITRY	FING001	Payment	\$	662.40	No	
4/19/2023	EFT000000006605	GILLIG LLC	GILL001	Payment	\$	1,584.22	No	
4/19/2023	EFT000000006607	INNIS MAGGIORE GROUP INC	INNI001	Payment	\$	17,774.05	No	
4/19/2023	EFT000000006608	INTERCLEAN EQUIPMENT	INTE011	Payment	\$	202.77	No	
4/19/2023	EFT000000006609	J. P. BOYLAN CO. & SONS	JPBO001	Payment	\$	300.00	No	

4/19/2023	EFT000000006623	KEITH ZACHARY	ZACH003	Payment	\$	171.46	No	Travel
4/19/2023	EFT000000006601	KIRT CONRAD	CONR001	Payment	\$	68.00	No	Travel
4/19/2023	EFT000000006610	MASABI LLC	MASA001	Payment	\$	8,480.00	No	
4/19/2023	EFT000000006612	MOHAWK MFG. & SUPPLY CO.	MOHA001	Payment	\$	1,810.24	No	
4/19/2023	EFT000000006613	MSC INDUSTRIAL SUPPLY CO	MSCI001	Payment	\$	221.40	No	
4/19/2023	EFT000000006627	NEORIDE	NEOR001	Payment	\$	2,521.47	No	
4/19/2023	EFT000000006614	OMNIPRO	OMNI003	Payment	\$	38,370.50	No	
4/19/2023	EFT000000006615	REDMONDS PARTS & SUPPLY INC.	REDM001	Payment	\$	732.25	No	
4/19/2023	EFT000000006619	ROBIN STEVENS	STEV002	Payment	\$	84.63	No	Travel
4/19/2023	EFT000000006616	SILCO	SILC001	Payment	\$	1,102.50	No	
4/19/2023	EFT000000006617	STALEY TECH INC	STAL001	Payment	\$	350.00	No	
4/19/2023	EFT000000006618	STANDARD PLUMBING AND HEAT	STAN001	Payment	\$	1,693.81	No	
4/19/2023	EFT000000006620	TESCO	TESC001	Payment	\$	5,348.18	No	
4/19/2023	EFT000000006606	THE GLASS STATION	GLAS001	Payment	\$	790.00	No	
4/19/2023	EFT000000006622	W.W. GRAINGER INC.	WWGR001	Payment	\$	797.66	No	
4/19/2023	EFT000000006621	WDJQ FM RADIO STATION	WDJQ001	Payment	\$	805.00	No	
4/19/2023	EFT000000006624	ZIEGLER TIRE	ZIEG001	Payment	\$	629.16	No	
4/28/2023	EFT000000006628	AFSCME	AFSC001	Payment	\$	4,077.78	No	
4/28/2023	EFT000000006629	AIR PRODUCTS AND CHEMICALS INC	AIRP002	Payment	\$	32,365.16	No	
4/28/2023	EFT000000006631	AUTOMOTIVE DISTRIBUTORS WAREHOUSE	AUTO009	Payment	\$	460.76	No	
4/28/2023	EFT000000006632	AVAIL TECHNOLOGIES	AVAI001	Payment	\$	385.00	No	
4/28/2023	EFT000000006633	CANTON PEST CONTROL	CANT023	Payment	\$	45.00	No	
4/28/2023	EFT000000006634	CANTON POLICE PATROLMENS	CANT026	Payment	\$	5,805.00	No	
4/28/2023	EFT000000006635	CANTON TOWING	CANT059	Payment	\$	442.50	No	
4/28/2023	EFT000000006637	CINTAS	CINT001	Payment	\$	2,431.71	No	
4/28/2023	EFT000000006638	CITIZENS FOR SARTA	COMM001	Payment	\$	229.00	No	
4/28/2023	EFT000000006668	D & W DIESEL INC	DWDI001	Payment	\$	2,226.37	No	
4/28/2023	EFT000000006639	DAMON INDUSTRIES INC	DAMO001	Payment	\$	534.04	No	
4/28/2023	EFT000000006640	DON SMITH AUTO PARTS	DONS001	Payment	\$	1,188.22	No	
4/28/2023	EFT000000006641	ELDORADO NATIONAL - CALIFORNIA	ELDO001	Payment	\$	1,156.97	No	
4/28/2023	EFT000000006642	FINGER LAKES SYSTEM CHEMSITRY	FING001	Payment	\$	562.95	No	
4/28/2023	EFT000000006669	FREEPOINT	FREE005	Payment	\$	2,090.36	No	
4/28/2023	EFT000000006643	GENFARE A DIVISION OF SPX CORP	GFI 001	Payment	\$	17,356.76	No	
4/28/2023	EFT000000006644	GILLIG LLC	GILL001	Payment	\$	2,681.73	No	
4/28/2023	EFT000000006645	GLADIUEX ENEGY	GLAD001	Payment	\$	26,070.05	No	
4/28/2023	EFT000000006647	GRAPHIC ENTERPRISES INC	GRAP001	Payment	\$	527.67	No	
4/28/2023	EFT000000006649	J. P. BOYLAN CO. & SONS	JPBO001	Payment	\$	380.00	No	
4/28/2023	EFT000000006630	JENNA ANDERSON	ANDE002	Payment	\$	474.00	No	Per Diem
4/28/2023	EFT000000006648	JOHNNY ON THE SPOT LLC	JOHN009	Payment	\$	230.79	No	
4/28/2023	EFT000000006650	KRONOS SAASHR INC	KRON001	Payment	\$	4,228.57	No	
4/28/2023	EFT000000006653	M CONLEY	MCON001	Payment	\$	148.80	No	
4/28/2023	EFT000000006651	MAGIC GARAGE DOOR INC	MAGI001	Payment	\$	21,700.00	No	
4/28/2023	EFT000000006652	MASSILLON CHAMBER OF COMM	MASS002	Payment	\$	148.50	No	
4/28/2023	EFT000000006654	MEDICAID BILLING SOLUTIONS INC	MEDI004	Payment	\$	427.33	No	
4/28/2023	EFT000000006655	METRO CLEVELAND SECURITY INC	METR006	Payment	\$	3,465.00	No	
4/28/2023	EFT000000006656	MOHAWK MFG. & SUPPLY CO.	MOHA001	Payment	\$	531.83	No	
4/28/2023	EFT000000006657	MUNCIE RECLAMATION & SPLY	MUNC001	Payment	\$	5,895.78	No	
4/28/2023	EFT000000006658	PEOPLE	PEOP001	Payment	\$	13.70	No	
4/28/2023	EFT000000006659	R STRATEGY GROUP	RSTA001	Payment	\$	2,385.32	No	

4/28/2023	EFT000000006670	REDMONDS PARTS & SUPPLY INC.	REDM001	Payment	\$	3,399.12	No	
4/28/2023	EFT000000006661	SILCO	SILC001	Payment	\$	114.50	No	
4/28/2023	EFT000000006662	TESCO	TESC001	Payment	\$	6,217.60	No	
4/28/2023	EFT000000006646	THE GLASS STATION	GLAS001	Payment	\$	700.00	No	
4/28/2023	EFT000000006671	TIA TURNER	TURN003	Payment	\$	34.45	No	Travel
4/28/2023	EFT000000006636	TONI CERVINO	CERV001	Payment	\$	100.00	No	
4/28/2023	EFT000000006663	TRAPEZE SOFTWARE GROUP	TRAP001	Payment	\$	3,902.00	No	
4/28/2023	EFT000000006664	UPS FREIGHT	UPSF001	Payment	\$	46.64	No	
4/28/2023	EFT000000006665	VESCO OIL	VESC001	Payment	\$	8,060.00	No	
4/28/2023	EFT000000006660	WILLIAMS SCOTSMAN INC	SCOT002	Payment	\$	3,501.30	No	
4/28/2023	EFT000000006666	YMCA OF CENTRAL STARK COUNTY	YMCA003	Payment	\$	2,223.60	No	
4/28/2023	EFT000000006667	YOUNG TRUCK SALES INC.	YOUN002	Payment	\$	43.04	No	
END OF REPORT								

Project Type	Type	Project Name	Item Number	Grant Number	Federal Share	Year of Allocation	Amended Amount	Draw Amounts	Funding Balance	PO's not Drawn	Balance after PO's
BUSES	FEDERAL	FY18 OTPPP <30' Hydro Buses	30' HYD BUS OTP	OH-2018-017-00	80%	2018	\$ 610,022.00	\$ (610,022.00)	\$ -	\$ -	\$ -
PM	FEDERAL	FY18 OTPPP PM		OH-2018-017-00	80%	2018	\$ 1,326,805.00	\$ (1,326,805.00)	\$ -	\$ -	\$ -
IT	FEDERAL	FY18 OTPPP Fareboxes	18 OTP3 FAREBOX	OH-2018-017-00	80%	2018	\$ 1,763,428.00	\$ (1,763,428.00)	\$ -	\$ -	\$ -
							\$ 3,700,255.00	\$ (3,700,255.00)	\$ -	\$ -	\$ -
5310	FEDERAL	FY18 5310 SARTA Admin		OH-2018-030-00	100%	2018	\$ 29,811.00	\$ (14,258.00)	\$ 11,472.00	\$ -	\$ 11,472.00
5310	FEDERAL	FY18 5310 SCATS Admin		OH-2018-030-00	100%	2018	\$ -	\$ -	\$ -	\$ -	\$ -
5310	FEDERAL	FY18 5310 Mercy Op		OH-2018-030-00	50%	2018	\$ 33,197.00	\$ (37,278.00)	\$ -	\$ -	\$ -
5310	FEDERAL	FY18 5310 ABCD Op		OH-2018-030-00	50%	2018	\$ 51,564.00	\$ (51,564.00)	\$ -	\$ -	\$ -
5310	FEDERAL	FY18 5310 ABCD Cap		OH-2018-030-00	80%	2018	\$ 63,950.00	\$ (63,950.00)	\$ -	\$ -	\$ -
5310	FEDERAL	FY18 5310 TWI Cap		OH-2018-030-00	80%	2018	\$ 56,606.00	\$ (56,606.00)	\$ -	\$ -	\$ -
5310	FEDERAL	FY18 5310 TWI Op		OH-2018-030-00	50%	2018	\$ 26,637.00	\$ (26,637.00)	\$ -	\$ -	\$ -
5310	FEDERAL	FY18 5310 JRC Cap		OH-2018-030-00	80%	2018	\$ 36,375.00	\$ (36,375.00)	\$ -	\$ -	\$ -
							\$ 298,140.00	\$ (286,668.00)	\$ 11,472.00	\$ -	\$ 11,472.00
CAPITAL	FEDERAL	FY19 5307 Microgrid		OH-2019-033-00	80%	2019	\$ -	\$ -	\$ -	\$ -	\$ -
OP	FEDERAL	FY19 5307 Op Expense		OH-2019-033-00	50%	2019	\$ 800,000.00	\$ (800,000.00)	\$ -	\$ -	\$ -
PM	FEDERAL	FY19 5307 P Maint		OH-2019-033-00	80%	2019	\$ 1,802,889.00	\$ (1,802,889.00)	\$ -	\$ -	\$ -
CAPITAL	FEDERAL	FY19 5307 ADA Reimb		OH-2019-033-00	80%	2019	\$ 280,000.00	\$ (280,000.00)	\$ -	\$ -	\$ -
SECURITY	FEDERAL	FY19 5307 Security	2019-033 SEC DIR_COSTS	OH-2019-033-00	80%	2019	\$ 36,000.00	\$ (33,559.00)	\$ 2,441.00	\$ (5,479.13)	\$ (3,038.13)
TRANSIT ENH	FEDERAL	FY19 5307 T Enhancements		OH-2019-033-00	80%	2019	\$ 36,000.00	\$ (36,000.00)	\$ -	\$ -	\$ -
BUILDING	FEDERAL	FY19 5307 R&D Building	2019-033 R&D BD DIR_COSTS	OH-2019-033-00	80%	2019	\$ 345,785.00	\$ (345,785.00)	\$ -	\$ -	\$ -
IT	FEDERAL	FY19 5307 Website Upgrade		OH-2019-033-00	80%	2019	\$ 80,000.00	\$ (80,000.00)	\$ -	\$ -	\$ -
MM	FEDERAL	FY19 5307 M Mobility		OH-2019-033-00	80%	2019	\$ 280,000.00	\$ (280,000.00)	\$ -	\$ -	\$ -
IT	FEDERAL	FY19 5307 IT Hardware		OH-2019-033-00	80%	2019	\$ 56,000.00	\$ (56,000.00)	\$ -	\$ -	\$ -
IT	FEDERAL	FY19 5307 IT Software		OH-2019-033-00	80%	2019	\$ 48,000.00	\$ (48,000.00)	\$ -	\$ -	\$ -
BUSES	FEDERAL	FY19 5307 <30ft Para Transits		OH-2019-033-00	80%	2019	\$ 169,600.00	\$ (169,600.00)	\$ -	\$ -	\$ -
							\$ 3,934,274.00	\$ (3,931,833.00)	\$ 2,441.00	\$ (5,479.13)	\$ (3,038.13)
FAREBOXES	STATE	Farebox Local Match		OTPP-0084-GRF-202	100%	2020	\$ 440,857.00	\$ (440,857.00)	\$ -	\$ -	\$ -
IMI	STATE	Validators		OTPP-0084-GRF-203	100%	2020	\$ 280,676.00	\$ (148,273.62)	\$ 132,402.38	\$ (315,066.00)	\$ (182,663.62)
							\$ 721,533.00	\$ (589,130.62)	\$ 132,402.38	\$ (315,066.00)	\$ (182,663.62)
BUSES	FEDERAL	4 CMAQ CNG Buses		OH-2020-011-00	80%	2020	\$ 1,856,000.00	\$ (1,754,837.00)	\$ 101,163.00	\$ -	\$ 101,163.00
HYDRO STATION	FEDERAL	CMAQ Hydrogen Station		OH-2020-011-00	90%	2020	\$ 1,240,000.00	\$ (78,464.00)	\$ 1,161,536.00	\$ (1,491,865.95)	\$ (330,329.95)
							\$ 3,096,000.00	\$ (1,833,301.00)	\$ 1,262,699.00	\$ (1,491,865.95)	\$ (229,166.95)
BUILDING	FEDERAL	FY20 5307 Building Construction	2020-030 BLDG DIR_COSTS	OH-2020-030-00	80%	2020	\$ 1,464,408.00	\$ (1,226,920.00)	\$ 237,488.00	\$ (758,755.00)	\$ (521,267.00)
BUILDING	FEDERAL	FY20 5307 Massillon Transit Center		OH-2020-030-00	80%	2020	\$ 800,000.00	\$ -	\$ 800,000.00	\$ (3,600.00)	\$ 796,400.00
BUSES	FEDERAL	FY20 5307 Buses 1 35' 2 30'		OH-2020-030-00	80%	2020	\$ 1,200,000.00	\$ (1,200,000.00)	\$ -	\$ -	\$ -
PM	FEDERAL	FY20 5307 P Maint		OH-2020-030-00	80%	2020	\$ 292,229.00	\$ (292,229.00)	\$ -	\$ -	\$ -
SECURITY	FEDERAL	FY20 5307 Security	2020-030 SECUR DIR_COSTS	OH-2020-030-00	80%	2020	\$ 36,000.00	\$ (36,000.00)	\$ -	\$ -	\$ -
IT	FEDERAL	FY20 5307 IT Hardware		OH-2020-030-00	80%	2020	\$ 20,000.00	\$ (20,000.00)	\$ -	\$ -	\$ -
IT	FEDERAL	FY20 5307 IT Software		OH-2020-030-00	80%	2020	\$ 20,000.00	\$ (20,000.00)	\$ -	\$ -	\$ -
MM	FEDERAL	FY20 5307 M Mobility		OH-2020-030-00	80%	2020	\$ 200,000.00	\$ (200,000.00)	\$ -	\$ -	\$ -
							\$ 4,032,637.00	\$ (2,995,149.00)	\$ 1,037,488.00	\$ (762,355.00)	\$ 275,133.00
IMI	FEDERAL	IMI Research CSU		OH-2020-032-00	100%	2020	\$ 242,500.00	\$ (237,823.00)	\$ 4,677.00	\$ (28,289.00)	\$ (23,612.00)
IMI	FEDERAL	IMI Research Masabi		OH-2020-032-00	100%	2020	\$ 622,443.00	\$ (91,351.00)	\$ 531,092.00	\$ (531,092.00)	\$ -
IMI	FEDERAL	IMI Research Calstart		OH-2020-032-00	100%	2020	\$ 404,000.00	\$ (300,379.00)	\$ 103,621.00	\$ (128,297.00)	\$ (24,676.00)
IMI	FEDERAL	IMI Research TANK		OH-2020-032-00	100%	2020	\$ 148,560.00	\$ (148,560.00)	\$ -	\$ -	\$ -
IMI	FEDERAL	IMI Research SORTA		OH-2020-032-00	100%	2020	\$ 150,000.00	\$ (150,000.00)	\$ -	\$ -	\$ -
IMI	FEDERAL	IMI Research Laketran		OH-2020-032-00	100%	2020	\$ 7,785.00	\$ (7,785.00)	\$ -	\$ -	\$ -
IMI	FEDERAL	IMI Research Medina County		OH-2020-032-00	100%	2020	\$ 8,075.00	\$ (8,075.00)	\$ -	\$ -	\$ -
IMI	FEDERAL	IMI Research Sandusky		OH-2020-032-00	100%	2020	\$ 13,534.00	\$ -	\$ 13,534.00	\$ (13,534.00)	\$ -
IMI	FEDERAL	IMI Research SEAT		OH-2020-032-00	100%	2020	\$ 13,534.00	\$ (13,534.00)	\$ -	\$ -	\$ -
IMI	FEDERAL	IMI Research SARTA		OH-2020-032-00	100%	2020	\$ 102,480.00	\$ -	\$ 102,480.00	\$ -	\$ 102,480.00
IMI	FEDERAL	IMI Research NEO Ride		OH-2020-032-00	100%	2020	\$ 76,530.00	\$ (76,530.00)	\$ -	\$ -	\$ -
IMI	FEDERAL	IMI Research Other		OH-2020-032-00	100%	2020	\$ 208,062.00	\$ (32,804.00)	\$ 175,258.00	\$ (12,135.57)	\$ 163,122.43
							\$ 1,997,503.00	\$ (1,066,841.00)	\$ 930,662.00	\$ (713,347.57)	\$ 217,314.43
5310	FEDERAL	FY20 5310 SARTA Admin		OH-2020-042-00	100%	2020	\$ 30,368.00	\$ (3,803.00)	\$ 26,565.00	\$ -	\$ 26,565.00
BUSES	FEDERAL	FY20 5310 SARTA <30 Vehicle	FY20 SARTA CAP DIR_COSTS	OH-2020-042-00	80%	2020	\$ 13,812.00	\$ -	\$ 13,812.00	\$ (17,265.00)	\$ (3,453.00)
5310	FEDERAL	FY20 5310 FCC Op	FY20 FCC OP DIR_COSTS	OH-2020-042-00	50%	2020	\$ 27,364.00	\$ -	\$ 27,364.00	\$ (27,364.00)	\$ -
5310	FEDERAL	FY20 5310 ABCD Op	FY20 ABCD OP DIR_COSTS	OH-2020-042-00	50%	2020	\$ 35,000.00	\$ (35,000.00)	\$ -	\$ -	\$ -
5310	FEDERAL	FY20 5310 ABCD Cap	FY20 ABCD CAP DIR_COSTS	OH-2020-042-00	80%	2020	\$ 76,542.00	\$ (61,234.00)	\$ 15,308.00	\$ -	\$ 15,308.00
5310	FEDERAL	FY20 5310 TWI Cap	FY20 TWI CAP DIR_COSTS	OH-2020-042-00	80%	2020	\$ 62,968.00	\$ (62,968.00)	\$ -	\$ -	\$ -
5310	FEDERAL	FY20 5310 TWI Op	FY20 TWI OP DIR_COSTS	OH-2020-042-00	50%	2020	\$ 27,857.00	\$ (27,857.00)	\$ -	\$ -	\$ -
5310	FEDERAL	FY20 5310 JRC Op	FY20 JRC OP DIR_COSTS	OH-2020-042-00	50%	2020	\$ 10,771.00	\$ (5,386.00)	\$ 5,385.00	\$ -	\$ 5,385.00
5310	FEDERAL	FY20 5310 SARTA MM	2020-042 MM	OH-2020-042-00	50%	2020	\$ 19,000.00	\$ (19,000.00)	\$ -	\$ -	\$ -
							\$ 303,682.00	\$ (215,248.00)	\$ 88,434.00	\$ (44,629.00)	\$ 43,805.00
BUILDING	FEDERAL	FY20 5339 Bldg Construction	FY2020-056 BLDG DIR_COSTS	OH-2020-056-00	80%	2020	\$ 962,130.00	\$ (377,630.00)	\$ 584,500.00	\$ (352,691.42)	\$ 231,808.58
							\$ 962,130.00	\$ (377,630.00)	\$ 584,500.00	\$ (352,691.42)	\$ 231,808.58

BUSES	FEDERAL	DERG 6+2 <30' CNG Buses		OH-2021-001-00	80%	2020	\$	758,035.00	\$ (758,035.00)	\$ -	\$ -	\$ -
BUSES	FEDERAL	FY21 DERG 7 30' CNG Buses	2021-0012021- DIR_COSTS	OH-2021-001-00	78%	2021	\$	830,919.18	\$ (397,035.00)	\$ 433,884.18	\$ -	\$ 433,884.18
BUSES	FEDERAL	FY22 DERG	2021-001FY22 DIR_COSTS		80%	2022	\$	2,000,000.00	\$ -	\$ 2,000,000.00	\$ -	\$ 2,000,000.00
PLANNING	FEDERAL	FY22 OTTP- Bus	2021-001EMP H DIR_COSTS	Pending	80%	2022	\$	108,000.00	\$ -	\$ 108,000.00	\$ -	\$ 108,000.00
CAPITAL	FEDERAL	FY22 OTTP- Facility Electrical Upgrade	2021-001FY22ELE DIR_COSTS	Pending	80%	2022	\$	400,000.00	\$ -	\$ 400,000.00	\$ -	\$ 400,000.00
HYDRO STATION	FEDERAL	FY22 OTTP- Expansion of Hydro Tanks	2021-00FY22 HYDR DIR-COSTS	Pending	80%	2022	\$	1,200,000.00	\$ -	\$ 1,200,000.00	\$ -	\$ 1,200,000.00
							\$	5,296,954.18	\$ (1,155,070.00)	\$ 4,141,884.18	\$ -	\$ 4,141,884.18
WAYNE	STATE	Bus Security Cameras	WAYNE SEC DIR_COSTS	OTTP-0084-GRF-215	100%	2021	\$	35,000.00	\$ (35,000.00)	\$ -	\$ -	\$ -
WAYNE	STATE	Wayne Co Operating		OTTP-4084-GRF-211	100%	2021	\$	192,281.00	\$ (192,281.00)	\$ -	\$ -	\$ -
WAYNE	STATE	OTP2 Wayne Co <30' Vans		OTTP-0084-GRF-214	100%	2021	\$	323,430.00	\$ (323,430.00)	\$ -	\$ -	\$ -
							\$	550,711.00	\$ (550,711.00)	\$ -	\$ -	\$ -
Wayne	STATE	Purchase Computer software		CARE-0084-064-214	100%	2021	\$	7,676.00	\$ -	\$ 7,676.00	\$ -	\$ 7,676.00
Wayne	STATE	Surveillance/Security		CARE-0084-064-215	100%	2021	\$	78,000.00	\$ (200.00)	\$ 77,800.00	\$ -	\$ 77,800.00
Wayne	STATE	Purchase Fare Collection equipment		CARE-0084-064-216	100%	2021	\$	42,000.00	\$ -	\$ 42,000.00	\$ -	\$ 42,000.00
WAYNE	STATE	5339 Wayne Co Buses		084-CARE-21-0200	100%	2021	\$	237,519.00	\$ (223,020.00)	\$ 14,499.00	\$ -	\$ 14,499.00
							\$	365,195.00	\$ (223,220.00)	\$ 141,975.00	\$ -	\$ 141,975.00
WAYNE	STATE	5311 Wayne Co Op Exp	FY21 5311 O EXP DIR_COSTS	RPTF-4084-GRF-211	100%	2021	\$	1,001,274.00	\$ (922,086.96)	\$ 79,187.04	\$ -	\$ 79,187.04
							\$	1,001,274.00	\$ (399,732.44)	\$ 601,541.56	\$ (340,244.04)	\$ 261,297.52
5310	FEDERAL	FY21 CRRSSA 5310 Mercy Op		OH-2021-005	100%	2021	\$	15,000.00	\$ (13,766.00)	\$ 1,234.00	\$ -	\$ 1,234.00
5310	FEDERAL	FY21 CRRSSA 5310 FCC Op		OH-2021-005	100%	2021	\$	5,000.00	\$ (5,000.00)	\$ -	\$ -	\$ -
5310	FEDERAL	FY21 CRRSSA 5310 ABCD Op		OH-2021-005	100%	2021	\$	17,693.00	\$ (17,693.00)	\$ -	\$ -	\$ -
5310	FEDERAL	FY21 CRRSSA 5310 Foundations Op		OH-2021-005	100%	2021	\$	-	\$ -	\$ -	\$ -	\$ -
5310	FEDERAL	FY21 CRRSSA 5310 TWI Op		OH-2021-005	100%	2021	\$	12,000.00	\$ (12,000.00)	\$ -	\$ -	\$ -
5310	FEDERAL	FY21 CRRSSA 5310 JRC Op		OH-2021-005	100%	2021	\$	3,000.00	\$ (3,000.00)	\$ -	\$ -	\$ -
							\$	52,693.00	\$ (51,459.00)	\$ 1,234.00	\$ -	\$ 1,234.00
SECURITY	FEDERAL	FY21 CRRSSA Security		OH-2021-006	100%	2021	\$	47,040.00	\$ (47,040.00)	\$ -	\$ -	\$ -
OP	FEDERAL	FY21 CRRSSA Op Exp		OH-2021-006	100%	2021	\$	4,656,980.00	\$ (1,204,458.00)	\$ 3,452,522.00	\$ -	\$ 3,452,522.00
							\$	4,704,020.00	\$ (1,251,498.00)	\$ 3,452,522.00	\$ -	\$ 3,452,522.00
PLANNING	STATE	FY21 Community Immunity Program		GRFV-4084-GRV-210	100%	2021	\$	226,732.00	\$ (226,732.00)	\$ -	\$ -	\$ -
							\$	226,732.00	\$ (226,732.00)	\$ -	\$ -	\$ -
WAYNE	STATE	FY21 Wayne Co Community Immunity Program	RCI WAYNE	GRFV-4084-GRV-210	100%	2021	\$	69,133.00	\$ (69,133.00)	\$ -	\$ -	\$ -
							\$	69,133.00	\$ (69,133.00)	\$ -	\$ -	\$ -
OP	FEDERAL	FY21 American Rescue Plan	2021-024 ARPA DIR_COSTS	OH-2021-024	100%	2021	\$	12,261,078.00	\$ (9,296,873.00)	\$ 2,964,205.00	\$ -	\$ 2,964,205.00
							\$	12,261,078.00	\$ (9,296,873.00)	\$ 2,964,205.00	\$ -	\$ 2,964,205.00
5310	FEDERAL	OH-2021-023 FY21 ARPA (JRC)	ARPA JRC DIR_COSTS	OH-2021-023	100%	2021	\$	3,000.00	\$ -	\$ 3,000.00	\$ -	\$ 3,000.00
5310	FEDERAL	OH-2021-023 FY21 ARPA ABCD	ARPA ABCD DIR_COSTS	OH-2021-023	100%	2021	\$	11,388.00	\$ -	\$ 11,388.00	\$ (11,388.00)	\$ -
5310	FEDERAL	OH-2021-023 FY21 ARPA Foundat	ARPA FOUND DIR_COSTS	OH-2021-023	100%	2021	\$	-	\$ -	\$ -	\$ -	\$ -
5310	FEDERAL	OH-2021-023 FY21 ARPA Mercy	ARPA MERCY DIR_COSTS	OH-2021-023	100%	2021	\$	21,947.00	\$ (21,636.00)	\$ 311.00	\$ -	\$ 311.00
5310	FEDERAL	OH-2021-023 FY21 ARPA TWI	ARPA TWI DIR_COSTS	OH-2021-023	100%	2021	\$	8,699.00	\$ (8,699.00)	\$ -	\$ -	\$ -
5310	FEDERAL	OH-2021-023 FY22 ARPA 5310		OH-2021-023	100%	2021	\$	7,660.00	\$ -	\$ 7,660.00	\$ -	\$ 7,660.00
							\$	52,694.00	\$ -	\$ 22,359.00	\$ (11,388.00)	\$ 10,971.00
CNG FACILITY	FEDERAL	FY21 CNG FACILITY	FY21 5307 CNG	OH-2021-046-00	80%	2021	\$	2,000,000.00	\$ (849,814.00)	\$ 1,150,186.00	\$ (1,268,052.64)	\$ (117,866.64)
HYDRO STATION	FEDERAL	FY21 5307 HYDRO STATION	FY21 5307 HYDRO	OH-2021-046-00	80%	2021	\$	366,936.00	\$ -	\$ 366,936.00	\$ (121,480.00)	\$ 245,456.00
PM	FEDERAL	FY21 5307 PM	FY21 5307 PM	OH-2021-046-00	80%	2021	\$	181,536.00	\$ (176,672.00)	\$ 4,864.00	\$ (6,080.00)	\$ (1,216.00)
BUILDING	FEDERAL	FY21 5307 Massillon Transit Center Project		OH-2021-046-00	80%	2021	\$	1,120,807.00	\$ -	\$ 1,120,807.00	\$ -	\$ 1,120,807.00
TOOLS	FEDERAL	2021 5307 TOOLS	FY21 5307 TOOLS	OH-2021-046-00	80%	2021	\$	6,000.00	\$ (4,864.00)	\$ 1,136.00	\$ (1,215.99)	\$ (79.99)
TRANSIT ENH	FEDERAL	FY21 5307 TRANSIT ENHANSMENT	FY21 5307 TRANS	OH-2021-046-00	80%	2021	\$	45,000.00	\$ (20,754.00)	\$ 24,246.00	\$ (5,000.00)	\$ 19,246.00
IT	FEDERAL	FY21 5307 SOFTWARE	2021-046FY21	OH-2021-046-00	80%	2021	\$	244,000.00	\$ (148,625.00)	\$ 95,375.00	\$ (85,403.90)	\$ 9,971.10
IT	FEDERAL	FY21 5307 HARDWARE	2021-046FY21	OH-2021-046-00	80%	2021	\$	28,000.00	\$ (19,392.00)	\$ 8,608.00	\$ (742.50)	\$ 7,865.50
							\$	3,992,279.00	\$ (1,220,121.00)	\$ 2,772,158.00	\$ (1,487,975.03)	\$ 1,284,182.97
5310	FEDERAL	FY 21 ABCD BUS REPLACEMENT	FY 21 ABCD BUS REPLACEMENT DIRECT COSTS	OH-2021-036-00	100%	2021	\$	72,126.00	\$ (72,126.00)	\$ -	\$ -	\$ -
5310	FEDERAL	FY 21 ABCD OPERATING	FY 21 ABCD OPERATING DIRECT COSTS	OH-2021-036-00	100%	2021	\$	26,704.00	\$ (26,704.00)	\$ -	\$ -	\$ -
5310	FEDERAL	FY 2021 FCC BUS REPLACEMENT	FY 2021 FCC BUS REPLACEMENT DIRECT COSTS	OH-2021-036-00	100%	2021	\$	71,239.00	\$ -	\$ 71,239.00	\$ -	\$ 71,239.00
5310	FEDERAL	FY 2021 FCC OPERATING	FY 2021 FCC OPERATION DIRECT COSTS	OH-2021-036-00	100%	2021	\$	20,750.00	\$ -	\$ 20,750.00	\$ -	\$ 20,750.00
5310	FEDERAL	FY 21 MERCY OPERATING	FY21 MERCY OP	OH-2021-036-00	100%	2021	\$	37,894.00	\$ (3,675.00)	\$ 34,219.00	\$ (34,279.10)	\$ (60.10)
5310	FEDERAL	FY 21 WORKSHOP BUS EXPANSION	FY 21 WORKSHOP BUS EXPANSION DIRECT COSTS	OH-2021-036-00	100%	2021	\$	66,366.00	\$ (66,366.00)	\$ -	\$ -	\$ -
5310	FEDERAL	FY 21 WORKSHOP OPERATING	FY21 WRKSHOP OP DIR_COSTS	OH-2021-036-00	100%	2021	\$	12,575.00	\$ (12,575.00)	\$ -	\$ -	\$ -
							\$	307,654.00	\$ (181,446.00)	\$ 126,208.00	\$ (34,279.10)	\$ 91,928.90
HYDRO STATION	STATE	FY22 UTP- Hydrogen Station Tanks	FY22 UTP HYDRO	TUTP-0084-GRF-221	100%	2022	\$	500,000.00	\$ -	\$ 500,000.00	\$ (138,270.00)	\$ 361,730.00
PM	STATE	FY22 UTP- Preventive Maintenance	FY22 UTP PM	TUTP-0084-GRF-222	100%	2022	\$	98,181.00	\$ (97,086.35)	\$ 1,094.65	\$ (1,094.65)	\$ (0.00)
							\$	598,181.00	\$ (97,086.35)	\$ 501,094.65	\$ (139,364.65)	\$ 361,730.00
5310	FEDERAL	FY22 ABCD Capital	2022-036CAPIT DIR_COSTS	OH-2022-036-00	100%	2022	\$	90,051.00	\$ (90,051.00)	\$ -	\$ -	\$ -
5310	FEDERAL	FY22 ABCD Bus Capital Overages		OH-2022-036-00	100%	2022	\$	17,925.00	\$ (17,925.00)	\$ -	\$ -	\$ -
5310	FEDERAL	FY22 TWI Bus Capital Overages		OH-2022-036-00	100%	2022	\$	27,718.00	\$ -	\$ 27,718.00	\$ -	\$ 27,718.00

5310	FEDERAL	FY22 ABCD Operating	2022-036 OPERAT DIR_COSTS	OH-2022-036-00	100%	2022	\$	76,440.00	\$	(11,507.00)	\$	64,933.00	\$	(64,933.00)	\$	-
5310	FEDERAL	FY22 TWI Capital	2022-036TWICAP DIR_COSTS	OH-2022-036-00	100%	2022	\$	78,530.00	\$	(25,661.00)	\$	52,869.00	\$	-	\$	52,869.00
5310	FEDERAL	FY22 TWI Operating	2022-036TWIOPER DIR_COSTS	OH-2022-036-00	100%	2022	\$	43,186.00	\$	(43,186.00)	\$	-	\$	-	\$	-
							\$	333,850.00	\$	(188,330.00)	\$	145,520.00	\$	(64,933.00)	\$	80,587.00
BUS	FEDERAL	FY22 5339 Vehicle Replacement	2022-030 VEHICL DIR_COSTS	OH-2022-030-00	80%	2022	\$	439,345.00	\$	-	\$	439,345.00	\$	(75,359.47)	\$	363,985.53
BUS	FEDERAL	FY22 5307 40' Bus Replacement	2022-030 40' BU DIR_COSTS	OH-2022-030-00	80%	2022	\$	1,375,613.00	\$	-	\$	1,375,613.00	\$	-	\$	1,375,613.00
BUS	FEDERAL	FY22 5307 Support Vehicle Replacement	2022-030 SUPPOR DIR_COSTS	OH-2022-030-00	80%	2022	\$	80,000.00	\$	(71,387.00)	\$	8,613.00	\$	-	\$	8,613.00
Capital	FEDERAL	FY22 5307 Transit Enhancements	2022-030 TRANSI DIR_COSTS	OH-2022-030-00	80%	2022	\$	51,300.00	\$	(38,492.00)	\$	12,808.00	\$	(32,048.75)	\$	(19,240.75)
Security	FEDERAL	FY22 5307 Security	2022-030 SECURI DIR_COSTS	OH-2022-030-00	80%	2022	\$	51,300.00	\$	(45,096.00)	\$	6,204.00	\$	(10,150.00)	\$	(3,946.00)
Tools	FEDERAL	FY22 5307 Tools	2022-030 TOOLS DIR_COSTS	OH-2022-030-00	80%	2022	\$	130,000.00	\$	-	\$	130,000.00	\$	-	\$	130,000.00
Building	FEDERAL	FY22 5307 HVAC upgrades	2022-030 HVAC DIR_COSTS	OH-2022-030-00	80%	2022	\$	320,000.00	\$	(213,054.00)	\$	106,946.00	\$	(397,647.50)	\$	(290,701.50)
Building	FEDERAL	FY22 5307 Massillon Transit Center	2022-030 BUILDI DIR_COSTS	OH-2022-030-00	80%	2022	\$	2,000,000.00	\$	-	\$	2,000,000.00	\$	(2,500,000.00)	\$	(500,000.00)
Building	FEDERAL	FY22 5307 Building Expansion	2022-030 BUILDI DIR_COSTS	OH-2022-030-00	80%	2022	\$	-	\$	-	\$	-	\$	-	\$	-
IT	FEDERAL	FY22 5307 Hardware	2022-030 HARDWA DIR_COSTS	OH-2022-030-00	80%	2022	\$	76,240.00	\$	(65,337.00)	\$	10,903.00	\$	-	\$	10,903.00
IT	FEDERAL	FY22 5307 Software	2022-030 SOFTWA DIR_COSTS	OH-2022-030-00	80%	2022	\$	869,600.00	\$	(14,525.00)	\$	855,075.00	\$	-	\$	855,075.00
IT	FEDERAL	FY22 5307 Phone Service upgrade	2022-030 PHONE DIR_COSTS	OH-2022-030-00	80%	2022	\$	96,000.00	\$	(23,017.00)	\$	72,983.00	\$	-	\$	72,983.00
Other	FEDERAL	FY22 5307 RH FCC THOM/HENN	RH FCC 2022-030 DIR_COSTS	OH-2022-030-00	80%	2022	\$	80,000.00	\$	(61,608.00)	\$	18,392.00	\$	(43,991.25)	\$	(25,599.25)
							\$	5,569,398.00	\$	(532,516.00)	\$	5,036,882.00	\$	(3,059,196.97)	\$	1,977,685.03
Capital	STATE	FY23 UTP Electrical Upgrade	FY23 UTPFY23	TUTP-0084-GRU-231	100%	2022	\$	240,000.00	\$	(9,400.00)	\$	230,600.00	\$	(50,000.00)	\$	180,600.00
Capital	STATE	FY23 UTP Other Building Maintenance	FY23 UTP-232	TUTP-0084-GRU-232	100%	2022	\$	355,537.00	\$	(82,560.00)	\$	272,977.00	\$	-	\$	272,977.00
							\$	595,537.00	\$	(91,960.00)	\$	503,577.00	\$	(50,000.00)	\$	453,577.00
Hardware	STATE	FY23 OTTP Equipment		Pending			\$	148,000.00	\$	-	\$	148,000.00	\$	-	\$	148,000.00
Building	STATE	FY23 OTTP Building		Pending			\$	2,000,000.00	\$	-	\$	2,000,000.00	\$	-	\$	2,000,000.00
Buses	STATE	FY23 OTTP Buses		Pending			\$	652,680.00	\$	-	\$	652,680.00	\$	-	\$	652,680.00
							\$	2,800,680.00	\$	-	\$	2,800,680.00	\$	-	\$	2,800,680.00
WAYNE	STATE	FY23 OTTP Wayne OPER	FY23 OTTP FY23	OTTP-4084-GRU-232	100%	2022	\$	70,000.00	\$	-	\$	70,000.00	\$	-	\$	70,000.00
							\$	70,000.00	\$	-	\$	70,000.00	\$	-	\$	70,000.00
Buses	FEDERAL	FY22 LoNo 12 CNG LTV		Pending	85%	2022	\$	2,393,600.00	\$	-	\$	2,393,600.00	\$	-	\$	2,393,600.00
							\$	2,393,600.00	\$	-	\$	2,393,600.00	\$	-	\$	2,393,600.00
BUS	FEDERAL	FY23 CR Hydorgen Paratransit Bus and Add-ons		Awarded	79%	2023	\$	422,650.00	\$	-	\$	422,650.00	\$	-	\$	422,650.00
BUS	FEDERAL	FY28 CR Hydorgen Paratransit Bus and Add-ons		Awarded	79%	2028	\$	422,650.00	\$	-	\$	422,650.00	\$	-	\$	422,650.00
							\$	845,300.00	\$	-	\$	845,300.00	\$	-	\$	845,300.00
Buses	FEDERAL	FY23 DERG 35' CNG Low Floor Buses		Awarded	80%	2023	\$	1,539,180.00	\$	-	\$	1,539,180.00	\$	-	\$	1,539,180.00
							\$	1,539,180.00	\$	-	\$	1,539,180.00	\$	-	\$	1,539,180.00

Active Grants Total:	\$	51,385,537.18	\$	(30,531,943.41)	\$	20,823,258.77	\$	(8,872,814.86)	\$	11,950,443.91
Pending Grants Total:	\$	11,286,760.00	\$	-	\$	11,286,760.00	\$	-	\$	11,286,760.00
Grand Totals:	\$	62,672,297.18	\$	(30,531,943.41)	\$	32,110,018.77	\$	(8,872,814.86)	\$	23,237,203.91

Development & Special Projects



Clayton Popik, Director

Department of Development & Special Projects
May 9, 2023
Board Report for Meeting – May 24, 2023

Massillon Transit Center

The new Massillon Transit Center is moving along on schedule. March and April saw much progress on the site. Most of the storm water system has been put in place. Crews made sanitary sewer line connections at the street and electric, water, and gas will be completed in the coming weeks. The foundation work is finished, and backfilling was performed in mid-April. In May, more masonry work will be completed as the building begins to take shape. Below is an aerial view provided by our construction management firm, Omnipro Services LLC.



Gateway Site

Clean Energy is working through their final punch list. They have completed the patch work on the parking lot which opened at the end of April. The new compressors were commissioned, and Clean Energy has been onsite troubleshooting a fueling issue that was discovered when more than two vehicles are being filled at once. They will be working on a solution to this problem in the coming weeks. The final plans to correct this error had not been submitted to SARTA as of this writing.

The new administration building continues to remain on schedule. It was decided that two upgrades will be completed for the project. The first was electrical upgrades to the existing building which will help bring the new building online without the use of “band-aid” equipment. In the electrical capacity study completed in 2022, it was decided that the current switchgear was out of date and unsupported. Rather than purchase additional equipment to make the new building work with the current switchgear, it was decided that the switchgear should be upgraded saving SARTA from purchasing equipment that would only be used for a short period of time. The second change to the building was the upgrading of all exterior glass and entryways to ballistics level

glazing that would help improve the safety and security of all employees who would be working out of the new building.



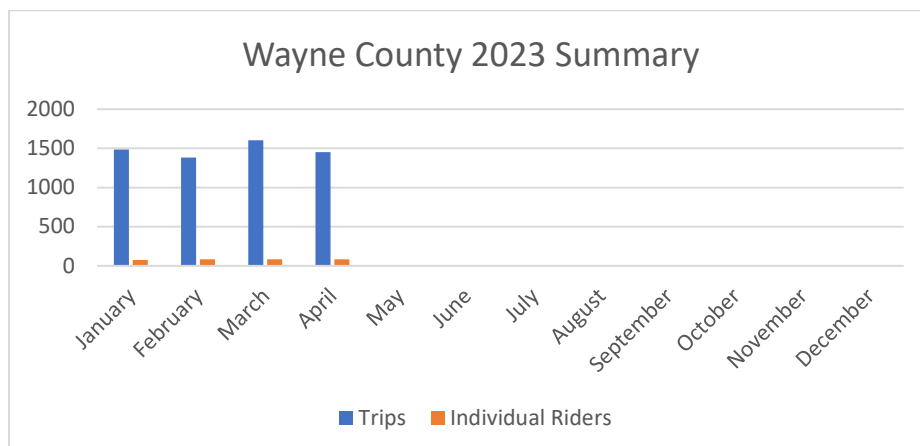
HVAC Repairs and Upgrades

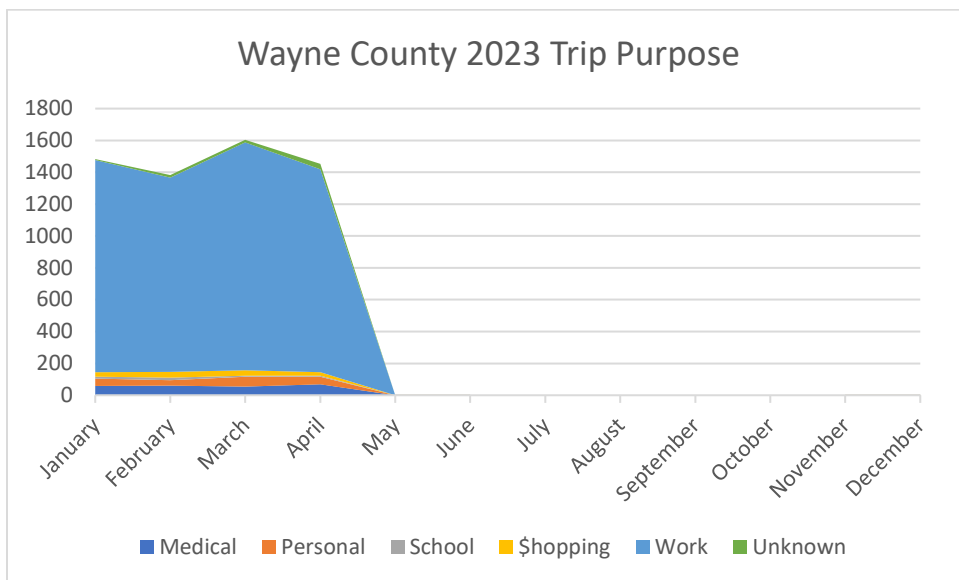
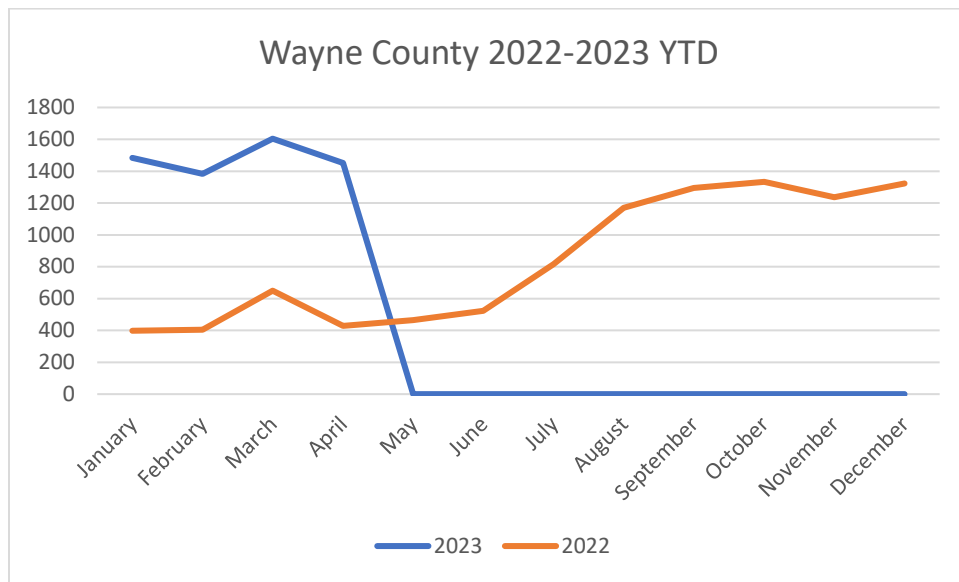
Standard Plumbing and Heating are working on their punch list items for the equipment that was replaced inside the building during March and April. Air balancing was done at the end of April. We are still not expecting to have the new rooftop unit onsite until October due to lead times with the manufacturer, Carrier. Once this unit is in place, the HVAC upgrades for the current administration building will be complete.

Wayne County Transit (WCT)

We provided a total of 1,604 trips in March and 1,452 in April transporting 127 individual riders in 2023 so far. Work trips (89%) are still the number one reason people are riding with WCT with medical (4%) being the number two reason. The charts below illustrate the WCT ridership trends.

We recently entered into an agreement with Aultman Orville to provide medical based trips to and from offsite therapies at various locations within Wayne and Stark counties as well as discharges from the hospital.





Streetcar

We have applied for funds through SCATS to help complete a transportation study around the Hall of Fame. The announcement will not have been made as of this writing but it is anticipated to come at the May SCATS meeting on the 22nd. This study will help us better understand the transportation needs of the area in the immediate vicinity of the Hall of Fame and Hall of Fame Village.

Customer Relations



Latrice Virola, Director

March/April 2023

Marketing & Public Outreach

- SARTABuzz
 - March – 6 New Subscribers, 4 Messages
 - April – 3 New Subscribers, 10 Messages
- EZFare Sales:
 - March
 - One-Way: \$2,850.50
 - Passes: \$14,994
 - Pass Count:
 - All Day – 3094
 - Cleveland – 39
 - Proline – 488
 - Proline 10-Ride - 680
 - Regular 31-Day – 127
 - Wayne Co. – 50
 - April
 - One-Way: \$2,979.75
 - Passes: \$14,484
 - Mixed: \$50.75
 - Pass Count:
 - All Day – 3176
 - Cleveland – 39
 - Proline – 494
 - Proline 10-Ride - 730
 - Regular 31-Day – 111
 - Wayne Co. – 56
- Social Media Activity:
 - March
 - Facebook
 - 4,507 likes to our page
 - 4,808 followers to our page
 - 23 new likes
 - 20 posts
 - 12 mentions
 - 10,000 Post Engagements
 - 2,953 Reactions
 - 406 Comments
 - 130 Shares

- 700 Photo Views
 - 1,262 Link Clicks
- Twitter
 - 928 followers
 - 2 re-tweets
 - 11 likes
 - 1 Link clicks
 - 1,079 impressions
 - 17 tweets
 - 471 mentions
 - 226 profile visits
 - 20 media engagements
- Instagram
 - 759 total followers
 - 10 new followers
 - 12 images
 - 73 image/video likes
- LinkedIn
 - 702 total followers
 - 885 impressions
 - 7 new followers
- YouTube
 - 140 subscribers
 - 0 shares
 - 699 total views to page
 - 180 minutes watched
- April
 - Facebook
 - 4,507 likes to our page
 - 4,808 followers to our page
 - 23 new likes
 - 20 posts
 - 12 mentions
 - 10,000 Post Engagements
 - 2,953 Reactions
 - 406 Comments
 - 130 Shares
 - 700 Photo Views
 - 1,262 Link Clicks
 - Twitter

- 928 followers
- 2 re-tweets
- 11 likes
- 1 Link clicks
- 1,079 impressions
- 17 tweets
- 471 mentions
- 226 profile visits
- 20 media engagements

- Instagram

- 759 total followers
- 10 new followers
- 12 images
- 73 image/video likes

- LinkedIn

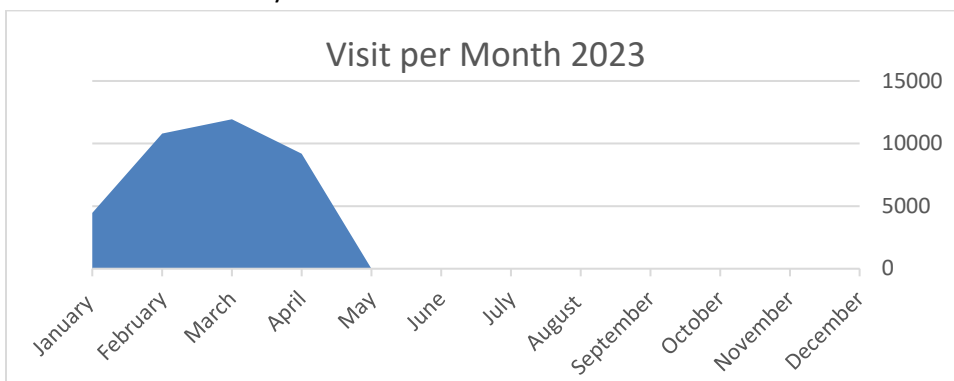
- 702 total followers
- 885 impressions
- 7 new followers

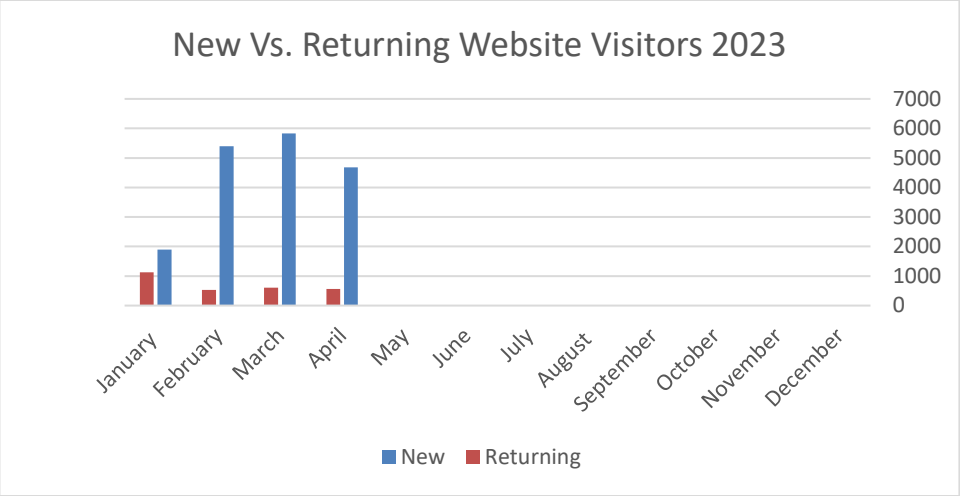
- YouTube

- 140 subscribers
- 0 shares
- 699 total views to page
- 180 minutes watched

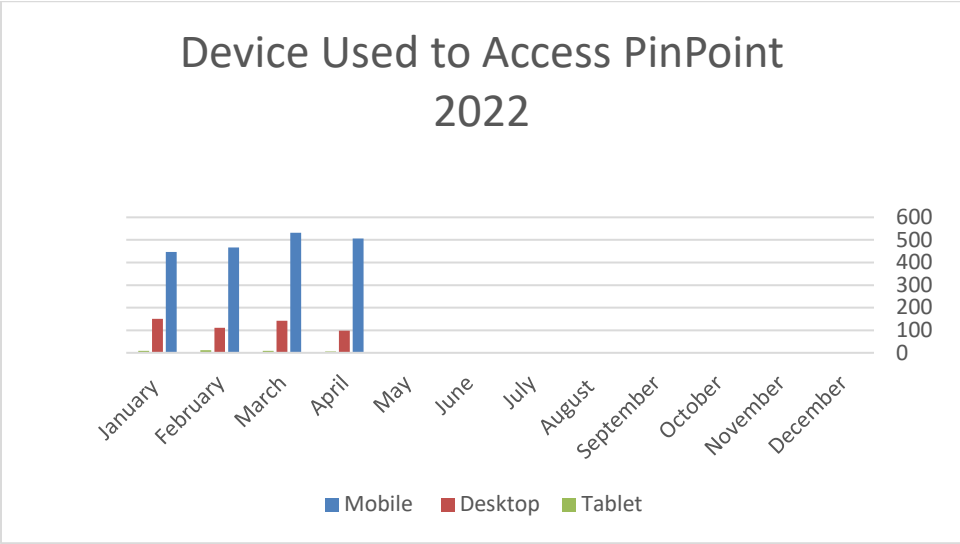
-

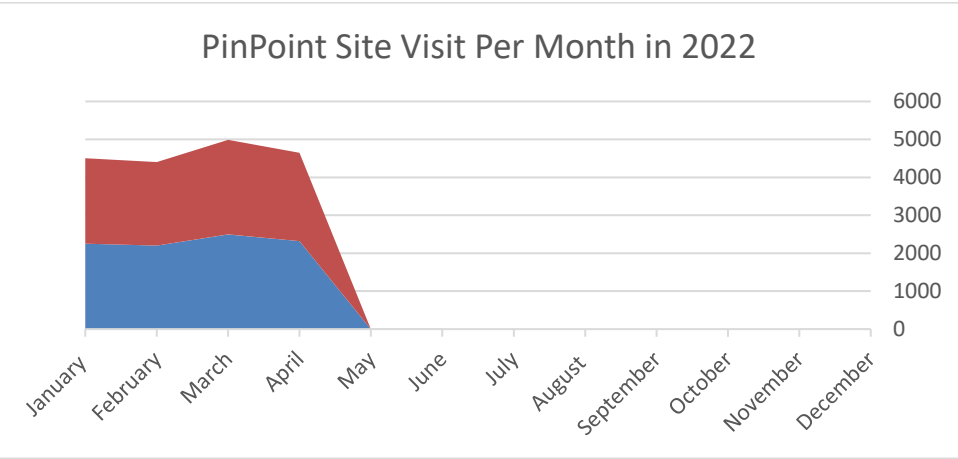
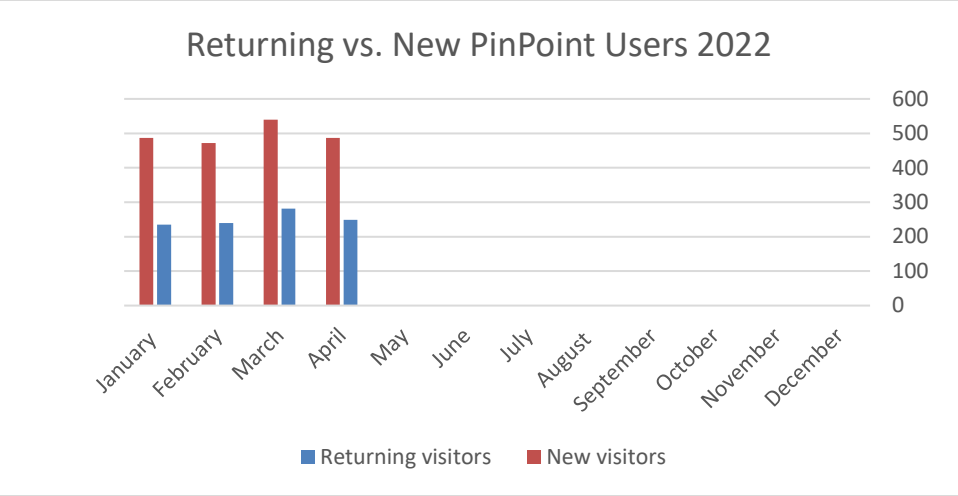
- SARTA Website Activity





SARTA PinPoint App





Information Technology



Craig Smith, Director



PROJECT REPORT

April 2023

PROJECT NAME	PURPOSE	PHASE	EST. COST	% COMPLETE
myAvail 6.3 Upgrade to version 8.3 with ETMS	SARTA's Computer Aided Dispatch / Automatic Vehicle Location system by Avail Technologies is being upgraded to the newest version.	Active	\$17,500	90%
SARTA Revenue Fleet Farebox Replacement & Upgrade Project	SARTA's fare collection equipment is over 14 years old and must be replaced. SARTA is seeking an adequate replacement.	Active	\$2,204,285	98%
Installation of JRV Validators for EZFare	SARTA will begin outfitting their revenue fleet with JRV validators that will authenticate SARTA riders who use the EZFare app for bus fare. Currently, riders show their phone to drivers for visual validation.	Active	\$165,000	68%
Trapeze FX/Blockbuster Fixed Route Scheduling Software	Trapeze FX/Blockbuster is a fixed route scheduling software that allows the creation of route and trip schedules.	Active	\$183,000	100%
Trapeze PASS V18 Upgrade Project	Trapeze PASS will be upgraded in order to take advantage of the new features and options available that will help SARTA's paratransit.	Active	\$5,000	76%
Belden Village Passenger Information Sign Upgrade	The passenger information signs at SARTA's Belden Village transit center are being upgraded to take advantage of the new technology that will provide our riders with even more information.	Active	\$80,000	78%

myAvail 6.3 Upgrade to Version 8.3 with ETMS Project

Project Description and Scope: SARTA's Computer Aided Dispatch / Automatic Vehicle Location system by Avail Technologies is being upgraded to the newest version. The current version, version 6.3.8.9 is outdated and is using the old platform that Avail will be decommissioning. SARTA was utilizing the older platform because the newer versions of myAvail required the use of a fixed route scheduling, which SARTA just recently acquired.

The new version of myAvail 8.3 is an ETMS – Enterprise Transit Management System. This allows the system to support all aspects of SARTA—from buses and dispatch to finance and administration. As well as, offers information in one place for ease of analysis and reporting.

Project Approval:	Dec 2022	Project Manager:	Craig Smith
Estimated Project Cost:	\$20,000	(Est. planning, execution, close-out)	
Est. 3 Future Yrs. Operational Cost:			
Execution Project Cost:	\$17,500	Execution Cost to Date:	\$17,500
Execution Start:	12/2/2022	Execution End:	5/25/2023
<u>Funding Source for Project Cost</u>		<u>Vendor(s)</u>	
Federal award	80%	Avail	(\$17,500)
Local match	20%		

Project Status: SARTA began planning this project after purchasing its fixed route scheduling package. It would take a collaboration between the vendor of the fixed route scheduling software and Avail Technologies to be successful. The new myAvail project is moving along quickly and should be finished by May 2023.

SARTA Revenue Fleet Farebox Replacement & Upgrade Project

Project Description and Scope: SARTA is currently using an older GFI fare collection system which has reached the end of its useful life. SARTA relies heavily on this system for not only fare collection, but also as the primary method of reporting ridership and transaction data. The main objective of this project is to completely replace the current system with a reliable, cash-processing fare collection system.

The current fare payment and collection system utilized by SARTA is built around the Genfare Odyssey farebox system and Ticket Reading and Issuing Machine (TRiM) units that issue and read a variety of magnetic barcode fares and transfers, as well as, accepts cash and coin. The current system is 14 years old and will need to be replaced in the near future. SARTA is exploring opportunities to not only replace the existing system, but to also expand options for making payments by means other than cash.

Project Approval:	February 2019	Project Manager:	Craig Smith
Estimated Project Cost:	\$2,204,285	(Est. planning, execution, close-out)	
Est. 3 Future Yrs. Operational Cost:	TBD		
Execution Project Cost:	\$2,204,285	Execution Cost to Date:	\$1,562,215.92
Execution Start:	7/18/2019	Execution End:	2/1/2023
<u>Funding Source for Project Cost</u>		<u>Vendor(s)</u>	
Federal award	80%	Genfare	(\$1,562,215.92)
• FY18 OTPPP	\$1,763,428	IBI Group	(\$66,568.91)
Local match	20%		
• Dedicated sales tax rev	\$ 440,857		

Project Status: This SARTA Revenue Fleet Farebox Replacement project is composed of multiple phases.

Phase 1: consisted of replacing the Odyssey fareboxes with the new Fast Fare fareboxes. Along with the fareboxes all associated production garage computer equipment [probe, test unit, network manager, and fare collection vault] was also replaced. After an initial, successful pilot of twelve (12) buses, the remaining buses were installed with the new Fast Fare fareboxes and Phase 1 was completed on May 30, 2020.

Phase 2: consists of setting up the ticket vending machine (TVM). The TVM will be located at the Cornerstone Transit Center. The TVM will be configured and setup to sell and reload the new SARTA fare media. When the Ticket Vending Machine (TVM) goes into production, Phase 2 will be complete.

Phase 3: includes Smart Card branding, configuration, setup and implementation of Administrative Point-of-Sale (APOS) / Retail-Point-of-Sale (RPOS) equipment. The APOS is a touch screen computer with built-in receipt printer that will simplify SARTA customer support representative's task of selling or encoding smart cards at SARTA transit centers. SARTA APOS also includes a smart card printer and camera that will allow the rider to have their picture on their smart card. RPOS is a terminal in which customers may make purchases or add value to their existing smart card at a retail location that SARTA partners with, such as grocery stores or local banks. Phase 3 also, includes establishing Genfare Link and completing testing. Phase 3 will end when Genfare Link goes live with new configuration that will be decided upon given SARTA's model and is accepted by SARTA.

SARTA Revenue Fleet Farebox Replacement & Upgrade Project (cont'd)

SARTA has moved from User Acceptance Testing (UAT) into production. We have received all of the SCORE Cards and are awaiting the arrival of the Limited Use Cards that are on back order due to supply chain issues. The card readers on the on board fareboxes has been activated and SARTA buses are taking the SCORE cards. SCORE Cards launched publicly, Wednesday, July 13th.

Although, there are various intricate issues that are being refined with regards to financial reporting and the Retail Point of Sale (RPOS) devices which will allow SARTA to partner with an approved company to sell SARTA SCORE Cards at their locations. As for now, the SCORE Cards are now available and working.

SARTA has received its second shipment of Limited Use Cards.

Installation of JRV Validators for EZFare

Project Description and Scope: SARTA will begin outfitting their revenue fleet with JRV validators that will authenticate SARTA riders who use the EZFare app for bus fare. Currently, riders show their phone to drivers for visual validation in order to board the bus. This process is tedious and can lead to riders boarding with ‘faked’ fare, such as screen shot image or a screen recording of an old EZFare QR code.

After the JRV validators are installed, the rider will place their smartphone up to the validator’s bar code scanner and it will authenticate the rider’s fare and announce with a loud audio beep and a green check mark for OK, or a loud buzz and red X for Not OK. The JRV Validator will only allow those fares that are current and valid to work, thus alleviating the risk of any ‘faked’ or phony EZFare QR Codes.

Project Approval:	June 14, 2021	Project Manager:	Craig Smith
Estimated Project Cost:	\$165,000.00	(Est. planning, execution, close-out)	
Est. 3 Future Yrs. Operational Cost:			
Execution Project Cost:	\$165,000.00	Execution Cost to Date:	\$141,369.00
Execution Start:	1/14/2022	Execution End:	04/02/2022
<u>Funding Source for Project Cost</u>		<u>Vendor(s)</u>	
Federal award	100%	Masabi	\$137,000.00
Local match	0%	Morrison Custom Welding	\$4,369.00

Project Status: After completing the Remote Site Survey, SARTA received the JRV Validators from Masabi. The installation of the production Masabi JRV has begun and to date we have sixty-seven (67) JRVs installed on buses in the SARTA fleet. We have a total of one hundred (100) JRVs to be installed. SARTA’s service technicians are doing a great job with the installation. The goal is to be completed by March 2023.

Trapeze FX / Blockbuster Fixed Route Scheduling Software

Project Description and Scope: SARTA has 33 fixed routes and until this purchase, SARTA has been doing its blocking, runcutting and trip schedules manually. Which allowed for a variety of issues, mainly human error. With the purchase of this powerful platform called Trapeze FX/Blockbuster, SARTA can begin addressing all of its scheduling requirements and making many of its staffs job much easier and more accurate.

Trapeze FX/Blockbuster is a fixed route scheduling software that allows the creation of route and trip schedules. It also optimizes operator assignments and will create the most effective blocks and runcuts possible. This allows SARTA to make the best scheduling decisions by using reporting and analytics from this software.

Project Approval:	Oct 24, 2022	Project Manager:	Craig Smith
Estimated Project Cost:	\$183,000	(Est. planning, execution, close-out)	
Est. 3 Future Yrs. Operational Cost:			
Execution Project Cost:	\$183,000	Execution Cost to Date:	\$ 183,000
Execution Start:	10/24/2022	Execution End:	2/27/2023
<u>Funding Source for Project Cost</u>		<u>Vendor(s)</u>	
Federal award	80%	Trapeze Group, Inc.	
Local match	20%		

Project Status: SARTA has completed its kickoff meeting with Trapeze Group in Oct. 2022. Since then we have installed the software, test, had training and begun using the Trapeze FX/Blockbuster product. May 2023 will be the first bid that this software was used to create it.

Trapeze PASS Version 18 Upgrade Project

Project Description and Scope: SARTA utilizes the software package Trapeze PASS for its paratransit and demand response scheduling. This software is critical for many of SARTA operations such as, client management, ride scheduling and efficiency. SARTA has used this software to minimize operating costs and providing excellent, responsive service. It is also the platform that allows SARTA to provide online trip booking, real-time scheduling and service dispatching.

Currently, SARTA is uses Trapeze PASS version 14. It is time to upgrade to version 18 to take advantage of many of the new features that are available with this version. There are also other packages that SARTA has through Trapeze that will benefit from this upgrade.

- **-IVR:** provides automatic previous day reminder calls, as well as, automatic imminent arrival calls to clients to inform them of when their bus will be on the way. Also, allows clients to book trips, confirm or cancel trips over the telephone. **COMPLETE – 11/2/2021**
- **-WEB:** allows clients to book trips, confirm or cancel trips all online using a smart phone tablet or computer. SARTA is upgrading to the new G3 platform. **COMPLETE – 11/2/2021**
- **-SUS:** keeps track of no shows, late cancels and cancel-at-the-door in order to assign proper suspension if necessary.
- **-MON:** allows SARTA dispatch to send manifest data, such as client name, pickup/drop off information, time, etc... to the on-board mobile data terminal.
- **-APPS:** This is a brand new module that SARTA is piloting for a Microtransit evaluation.

Project Approval:	9/25/2019	Project Manager:	Craig Smith
Estimated Project Cost:	\$5,000	(Est. planning, execution, close-out)	
Est. 3 Future Yrs. Operational Cost:			
Execution Project Cost:	\$0.00	Execution Cost to Date:	\$0.00
Execution Start:	10/1/2019	Execution End:	TBD
<u>Funding Source for Project Cost</u>		<u>Vendor(s)</u>	
Federal award	80%	Trapeze Group – Software vendor	
Local match	20%		

Project Status: This project is has begun and all needed servers and equipment is in place. SARTA IT has been working with Trapeze Group for the past several months to complete the upgrade of several Trapeze modules that were due. SARTA IT has been working with Trapeze by upgrading the map to incorporate more counties to accommodate SARTA's growing service area. Currently, we have the new map in our test environment and are testing the map for accuracy and functionality. The upgraded map includes Cuyahoga, Summit, Stark, and Wayne counties.

Belden Village Passenger Information Sign Upgrade Project

Project Description and Scope: SARTA's Belden Village Transit Center has had its current passenger information since the building was built back in 2012. As one of SARTA's popular transit hubs it was necessary for the signs to be upgraded to be able to give passengers even more information. SARTA chose to purchase MPTV EX37sw from Message Point Media. These displays are the next generation and a powerful content management system that integrate with a wide variety of different software systems and web services.

Project Approval:	10/25/2021	Project Manager:	Craig Smith
Estimated Project Cost:	\$80,000	(Est. planning, execution, close-out)	
Est. 3 Future Yrs. Operational Cost:			
Execution Project Cost:	\$80,000	Execution Cost to Date:	\$80,000
Execution Start:	01/21/2022	Execution End:	5/25/2023
<u>Funding Source for Project Cost</u>		<u>Vendor(s)</u>	
Federal award	80%	Message Point Media	
Local match	20%	Avail Technologies	

Project Status: This project is has begun, all six (6) signs were received by SARTA. The signs have been installed by the local sign company and SARTA IT will be provisioning the signs the week of May 24th. SARTA's Marketing department will provide the content for the screens, along with the route information.



Human Resources



Tammy Marie Brown
Director

Human Resources

As of April 30, 2023

Resignations, Terminations, and Probation Releases

Changes in Personnel		
Retirement	Termination	Released from probation
0	1	4

New Hires

Name	Position
Alycia Hopkins	CDL Operator (Promotion)
Tonya Gillems	CDL Operator
Jerina Hancox	Non-CDL Operator
Mitchell Cincurak	Non-CDL Operator
Douglas Lehman Sr.	Non-CDL Operator
Kevin Ashford	Non-CDL Operator
Markesia Satchell	Non-CDL Operator
Taronn Jeffries	Non-CDL Operator
Aimee Betram	Non-CDL Operator
Charmaine Creighton	Customer Service Representative
Monic Wallace	Customer Service Representative

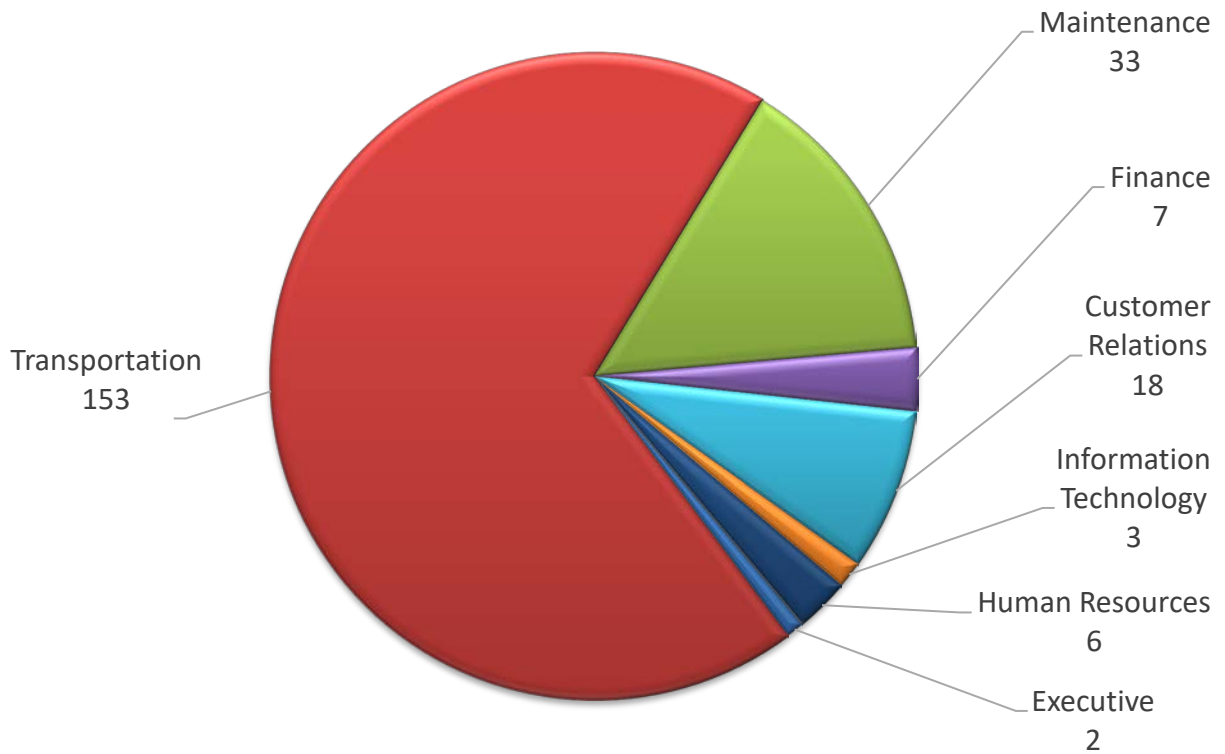
Current Openings

Position	Status
NON-CDL Coach Operator (x6)	Orientation 5/15/2023
CDL Coach Operator (x11)	Orientation 5/30/2023
Maintenance Technician C (x2)	Orientation 5/30/2023
Maintenance Technician C (x2)	Currently Posted

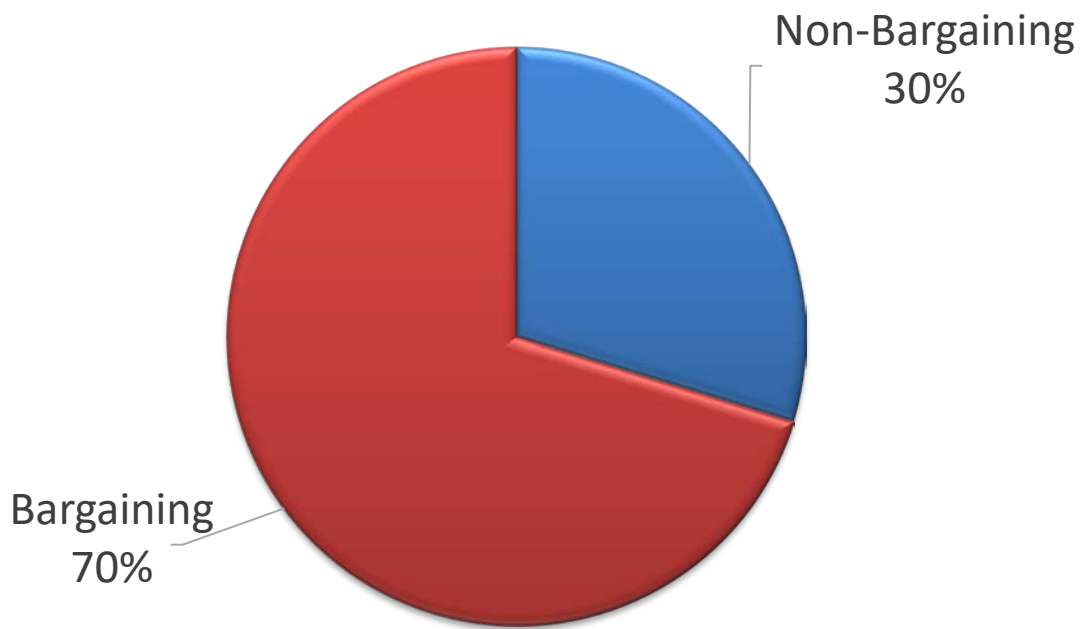
Current Staffing

Employees			
Department	Non Bargaining	Bargaining	Total
Executive	2	0	2
Transportation	19	134	153
Maintenance	12	21	33
Finance	7	0	7
Customer Relations	18	0	18
Information Technology	3	0	3
Human Resources	6	0	6
Total	67	155	222

Workforce Breakdown



Workforce Breakdown



FMLA / Short-Term Disability

FMLA/Continuous Leave/Light Duty

- 0 on light duty
- 1 employee on FMLA continuous leave
- 13 employees on FMLA intermittent leave
- 1 employee on Short-Term Disability

Talent Acquisition

2023 Unique Applications Generated and Reviewed

Position	Number of Applicants
CDL Coach Operator	537
Non-CDL Coach Operator	191
Customer Service Representative	177
Service Technician	49
Maintenance Technician	46
Maintenance Supervisor	3
TOTAL	1,003

2023 Interviews Conducted (not including phone screenings)

Position	Interviews Conducted
CDL Coach Operator	142
Non-CDL Coach Operator	89
Customer Service Representative	15
Service Technician	9
Maintenance Technician	13
Maintenance Supervisor	3
TOTAL	271

General Human Resources' Functions

- The first meeting for our Workplace Wellness Weight Loss Support program is scheduled for 5/25/23. Select team members will meet weekly for one hour to discuss weight loss goals and wellness lifestyles. Both girth and body weight will be addressed.
- Six additional team members have enrolled in the YMCA payroll deduction plan.
- 2023 Uniform Refresh nearly complete.
- First Quarter fitness challenge results:
 - 31 Team members met the 500,000 step activity challenge. We had 32 team members meet this challenge the previous quarter.
 - 13 Team members met the 3% weight loss challenge. We had 6 team members meet this challenge the previous quarter.
- Policies and Procedures are currently being updated.
- Research on internships and training programs are currently being conducted for the Maintenance Technician position.

Training

- Three new CDL Coach Operators are currently in training.
 - 2 of the new CDL drivers took their CDL Test on May 18, 2023 and passed.
- Three Non-CDL Coach Operators have begun training and are set to begin on the Extra Board June 5, 2023.
- We have 10 new CDL Coach Operators set to begin May 30, 2023.
- Train the Trainer training scheduled for the first week of July 2023.

For
Your
Information



Akron Beacon Journal

STARK COUNTY

NEORide pursues out-of-county shuttle service for people with disabilities

Robert Wang The Repository

Published 5:55 a.m. ET Feb. 17, 2023

Key Points

NEORide wants to offer people with disabilities rides outside their home counties.

Six transit agencies in Ohio -- including the Stark Area Regional Transit Authority -- are collaborating to launch the project, called EZConnect.

"We know the demand is there. We just can't fulfill it," SARTA CEO Kirt Conrad said.

Natalie Smallwood has been unable to drive the past 10 years since she had a stroke in Florida and later moved back to Stark County.

So to get around to medical appointments, shopping trips and Bible study sessions, the 59-year-old Canton woman has relied on the curb-to-curb ProLine paratransit service provided by her former employer, the Stark Area Regional Transit Authority. The cost for riders is \$2.25 per ride.

But when researchers invited her to take part in clinical trials in stroke research in Cuyahoga and Summit counties, she had to decline. ProLine, which serves passengers with disabilities, doesn't provide service outside of Stark County.

However, SARTA says a recent \$1.25 million federal grant will make out-of-county paratransit services possible by around 2026. The transit agency has joined a cooperative with transit agencies in other counties that says it's lined up more than \$6 million in grants to fund the development of a software platform that would pool resources so they can all provide regional service that crosses county lines.

For example, a woman with disabilities unable to drive who lives in Massillon might be able to get a paratransit shuttle ride to visit her mother in Wooster in Wayne County and her aunt in Lisbon in Columbiana County. Another passenger might be able to get a ride

from Plain Township in Stark County to a doctor's appointment in Akron in Summit County.

Smallwood, who said she still struggles with motor functions on the right side of her body, said out-of-county paratransit service would allow her to shop and dine outside Stark County.

"I would love something like that," she said, adding that she doesn't want to rely on her family to get around. "A lot of times I don't like to ask them because I want to be independent. ... That's what I like about ProLine, so I don't have to be dependent on family members."

NEORide receives \$1.25 million grant for project

NEORide, a cooperative made up of transit agencies including SARTA, recently announced that NEORide had gotten a \$1.25 million federal grant for its EZConnect project with the help of U.S. Sen. Sherrod Brown. Congress authorized the appropriation in its omnibus budget bill approved in late December.

The project involves deploying software to consolidate the reservations, scheduling and dispatching of shuttle drivers for at least six public transit agencies, including SARTA, for paratransit service. Riders could eventually book rides across county lines with one app.

The six initial transit agencies collaborating on launching EZConnect are SARTA, the Western Reserve Transit Authority in Mahoning County, Wayne-Medina Community Action, CAA of Columbiana County, Trumbull County Transit, the Southwest Ohio Regional Transit Authority in Hamilton County and the Butler County Regional Transit Authority. Transit officials say they hope more agencies like Summit County's Akron Metro RTA and Greater Cleveland Regional Transit Authority eventually join the cooperative.

SARTA CEO Kirt Conrad said that in the initial phase, riders would be limited to transit agencies participating in EZConnect that are in Northeast Ohio. But he suggested it could be possible later on to work out transfers to other transit agencies to allow for longer journeys.

Transit officials also plan to set up two call centers staffed by people who would accept calls requesting paratransit service throughout the area served by EZConnect. One center, staffed by 25 to 30 dispatchers, would take up the entire second floor of SARTA's Gateway

headquarters in Canton, said Conrad. The other center would be at the Southwest Ohio Regional Transit Authority in Cincinnati.

NEORide Director Katherine Conrad, who is married to Kirt Conrad, said transit agencies that have signed onto EZConnect have not yet decided how much it would charge riders with disabilities for rides across county lines, how it would staff the call centers and the funding mechanism. Katherine Conrad said it's possible there could be a regional pass with a fee.

NEORide is a cooperative that covers 23 transit agencies in five states: Ohio, Michigan, Kentucky, West Virginia and Arkansas. Three Northeast Ohio transit agencies, SARTA, Akron Metro and Portage Area Regional Transit Authority, founded NEORide in 2014 to collaborate and pool resources for regional transit technology projects.

"Ohioans need to get to doctor's appointments, go to the grocery store, and get to work," Brown said. "This investment will help them do that. ... These federal funds will help NEORide and Ohio transit agencies provide better service for riders across Ohio."

Kirt Conrad: 'We know the demand is there. We just can't fulfill it.'

Kirt Conrad said the federal grant "goes a long way towards our goal for having intercounty connectivity for transportation purposes. This is something we've been working on for a long time."

He said a SARTA paratransit rider could call a phone number or use a smartphone app to book a ride from Canton to Akron General Medical Center in Akron. The EZConnect software could assign a SARTA bus to take the passenger up to Akron, and arrange for an Akron Metro RTA shuttle to take the rider back to Canton, assuming Akron Metro has joined EZConnect.

The SARTA chief said on the occasional out-of-county trips SARTA has done as part of a contract for Stark County Department of Jobs and Family Services more than five years ago, the vehicle often had to wait for hours before the rider was ready to return to Stark County. During that time, it couldn't provide other rides in Stark County.

EZConnect offers the promise of a more efficient use of all member transit agency vehicles and staff short of an outright consolidation of agencies.

Kirt Conrad compared it to how Uber matches vehicles and riders.

Currently, SARTA's ProLine services uses software so riders can book service in 30-minute windows but no less than one business day in advance. Conrad envisions a day when riders with disabilities will be able to use an app like with Uber or Lyft to book rides minutes before the ride but without the higher costs.

The SARTA executive director said each month his agency delivers about 5,000 to 6,000 fixed-route bus trips and roughly 13,000 paratransit shuttle trips.

He said customers with disabilities in Stark County are often contacting SARTA and requesting trips out of the county, especially for medical appointments in Summit and Cuyahoga counties. One even asked for a ride to Cincinnati.

"We know the demand is there. We just can't fulfill it," he said.

Kerstin Sjoberg, the executive director of Disability Rights Ohio said, "When you rely on (paratransit services) for visiting family, going to medical appointments, having that system that will break down that geographical barrier ... could make a very meaningful and positive impact on access to services and just being able to live your life. ... We generally don't limit our lives just to the county we live in. So people with disabilities shouldn't have to do that either."

Denise Dessecker, the president of the Philomatheon Society of the Blind in Canton, said out-of-county paratransit service would allow people with visual impairments to travel to the Cleveland Sight Center in Cleveland to try using the sight-adaptive equipment there.

"Sometimes they just don't do it (go to the Cleveland Sight Center) because they don't have a way to get there," she said.

Matt Reed, a spokesman for Direction Home Akron Canton Area Agency on Aging and Disabilities in Green, said many senior clients who are no longer able to drive often ask about transportation options. But options are often limited, especially if seniors want to travel across county lines.

"I'm really intrigued by this concept," he said about EZConnect. "A lot of times we see a lot of older adults who live in one county and their preferred medical provider is in another county."

NEORides' EZConnect nabs other federal grants

Brown's office and Katherine Conrad said NEORides' EZConnect project has also gotten a \$1.49 million federal Advanced Transportation and Congestion Management Technologies Development grant; a \$338,600 Enhanced Mobility Innovation grant from the U.S. Department of Transportation; and a grant from the Ohio Department of Transportation.

"We're definitely in a place where we can fund the initial development as well as operations of the first several years," she said, adding that NEORide has a software development contract with Via Transportation that could cost about \$2 million. "I think we have most of the pieces in place and now we have the funding."

Katherine Conrad: Rural counties need EZConnect

Katherine Conrad said that without an initiative like EZConnect, rural counties would not have the resources to provide extensive paratransit services or fixed-route bus services to their residents, much less transport people outside the county. She said in some counties, paratransit organizers still plan all the trips with pen and paper and don't even have dispatchers to contact drivers to re-route them.

Kirt Conrad said transit officials hope that savings from greater efficiency would eventually cover the long-term operating costs of EZConnect, which might even expand to fixed-route service to take more riders across county lines.

"The hope is once we transition to this, the efficiencies would be able to fund it," he said. "The biggest thing is just getting the initial platform built. Once you have that done, it's pretty scalable. It's just adding additional licenses and servers."

Reach Robert at robert.wang@cantonrep.com. Twitter: @rwangREP.


Ohio starts to make its mark on the hydrogen market

WOSU 89.7 NPR News | By Ann Thompson

Published February 21, 2023 at 6:29 AM EST



LISTEN • 4:04



Ann Thompson / WVXU

You could be seeing these along a "Transcontinental Hydrogen Highway" as hydrogen vehicles fuel up.

Of the estimated 54 public hydrogen fueling stations in the United States (some figures put the number over 100), most of them are in California and one is in Hawaii.

That's a problem even in California, where sometimes drivers have to wait in lines for 30 minutes to fuel. KABC anchor David Ono went to a fueling station in 2021 and he traveled to Japan to report on how Namie Town is using hydrogen.

What are we doing in Ohio?

A Dayton company, Millennium Reign Energy (MRE), designs, manufactures and distributes hydrogen stations to fuel cars, heavy equipment, homes and more. It has plans to create a Transcontinental Hydrogen Highway.

Initially, MRE would install 27 hydrogen stations from New York to Los Angeles. The timetable is unclear.

This would be green hydrogen made from renewable sources like solar and wind and different from the blue hydrogen Ohio, Kentucky and other states are talking about, which uses natural gas.

Ohio is starting to make its mark on the hydrogen market. Hyperion is opening a fuel cell research and manufacturing center in Columbus, and by 2024 Honda will produce a hydrogen fuel cell vehicle.

Cincinnatian Mark West is forming a group of hydrogen enthusiasts. He says it's the age-old chicken and egg problem. "We don't have fuel cell vehicles because we don't have hydrogen stations at which to fuel them. And nobody is really investing in putting in hydrogen fueling stations if there are no cars to show up and buy the hydrogen," he says.

Honda is already manufacturing the Clarity Fuel Cell vehicle. Hyundai makes the Nexo SUV and Toyota has the Mirai, all powered by hydrogen.



A look at a fuel cell battery under the hood of the Toyota Mirai

Canton has one of the largest fleets of hydrogen fuel cell-powered transit vehicles

More than 10 years ago, Stark Area Regional Transit Authority (SARTA) decided to start assembling a zero-emission fleet. Now it has one of the largest fleets in North America.

"We began by developing a transition plan to move from diesel, to diesel/electric, to CNG powered-vehicles," CEO Kirt Conrad said.

"When we started, HFCs weren't on our radar screen," he says. "We soon realized, however, that CNG was a waypoint on the path to our goal, not the ultimate destination. As we learned more and more about alternative fuels it became apparent that HFCs were the real long-term sustainability solution we were seeking."

The buses initially cost \$2 million each. Now they're down to \$1 million. Stark County used \$20 million in state and federal grants to pay for 15 hydrogen buses.

Conrad says he gets calls every week from municipalities looking to get hydrogen buses. He has talked to Cincinnati.

In January, the Department of Energy announced \$47 million in funding to accelerate hydrogen research and development of technology. One goal is reducing clean hydrogen from five dollars per kilogram to one dollar per kilogram within the next 10 years. One kilogram of hydrogen is about equal to one gallon of gas.

GE Aerospace has interest in hydrogen

GE Aerospace has applied for federal funds to build a hydrogen hub. In addition, the Cincinnati-based company is creating a new fuel delivery system so it can use hydrogen fuel in its engines.

GE Aviation Engineering VP Explains Engine Modifications Needed for Hydro...



Not everybody is singing the praises of hydrogen. Some point to the energy needed to power a green hydrogen fuel cell is three to four times that of an electric battery. And there are claims that hydrogen has 11 times the warming power of carbon dioxide over a 100-year timeframe.

Copyright 2023 91.7 WVXU. To see more, visit 91.7 WVXU.

Tags

Health, Science & Environment

Hydrogen



Ann Thompson

With more than 30 years of journalism experience in the Greater Cincinnati market, Ann Thompson brings a wealth of knowledge and expertise to her reporting. She has reported for WKRC, WCKY, WHIO-TV, Metro Networks and CBS/ABC Radio. Her work has been recognized by the Associated Press and the Society of Professional Journalists. In 2019 and 2011 A-P named her "Best Reporter" for large market radio in Ohio. She has won awards from the Association of Women in Communications

LOCAL

What we know about Massillon's new SARTA transit center

**Amy L. Knapp**

The Independent

Published 5:31 a.m. ET March 7, 2023

Key Points

Work has begun on a new SARTA transit center in Massillon.

The new 5,565-square-foot transit center will be built on a 1.5-acre spot across from the Towne Plaza shopping center at 227 Tommy Henrich Drive NW.

A temporary shelter has been constructed for riders until the new transit center is ready at the end of the year.

MASSILLON – Work is underway on a new Stark Area Regional Transit Authority station.

Officials announced at the end of the year plans to abandon the former Hampton Inn transit center, 41 Erie St. S, and build a temporary shelter at 227 Tommy Henrich Drive NW to accommodate riders until the new station is constructed at the same site.

Kirt Conrad, chief executive officer and executive director of SARTA, said the new station was needed for a number of reasons, the including Hampton Inn transit center could not accommodate some of the newer buses' height, the site was not visible for riders and it also posed safety concerns because of sight lines for drivers entering and exiting the facility.

"We just outgrew it," Conrad said. "It was hidden back behind and didn't have great exposure."

Bus service: SARTA gets \$2.39M federal zero-emissions grant to buy 2 new buses

Here are six things to know about the project.

1. The new transit center will be bigger

SARTA has plans to build a 5,565-square-foot transit center on a 1.5-acre spot across from the Towne Plaza shopping center. Conrad said the size of the facility has increased slightly from the original plans. The cost is set at around \$5.1 million, he said.

The conceptual design put the project at around \$4.25 million but increased construction costs and additional plans for the facility have bumped the price, Conrad said. Despite the increase, Conrad is pleased with the cost, adding that it is lower than the engineer's projected cost and they received multiple competitive bids for the project.

"We've been lucky," he said.

2. The transit center will feature park-and-ride lot and EV stations

The transit center will include a park-and-ride parking lot with about 20 spaces, as well as electric car charging stations. Conrad said both the parking lot and charging stations were added after they announced the project.

Officials opted to include the charging station after they saw the usage at the Belden Village transit center. Conrad said drivers use that charging station about 75 times each month.

3. What will the new station look like?

The new Massillon station will resemble SARTA's Belden Village station, Conrad said. The climate-controlled space includes public restrooms and will be equipped with customer service representatives to help riders.

4. When will the station open?

Crews have installed a storm sewer and retention pond on the site.

Grading is complete and foundation work is expected to continue this week. Conrad said the building should begin to take shape this summer and they expect to begin to use the building by the end of the year.

5. How many people use the Massillon transit center?

About 400 riders use the transit center each day, Conrad said. They travel to a variety of places, including many heading to work at Superior Meats and GoJo.

6. The transit center is easier to find

The new station is more visible. It can be seen from state Route 21. It also will provide better sight lines for drivers and a better-turning radius.



Subscribe

Advertisement

NEWS

First phones, now tires: Goodyear's 'smart' tires make even a car's shoes intelligent

Updated: Apr. 07, 2023, 12:56 p.m. | Published: Apr. 06, 2023, 4:24 p.m.



Goodyear SightLine is a line a intelligent tires made to capture more data where the rubber meets the road. Courtesy of Goodyear

CLEVELAND, Ohio — It isn't just cellphones or homes that are getting smarter. Tires are getting more intelligent, and with electric vehicles and even autonomous vehicles down the road, Goodyear says putting tech into tires is becoming more and more important.

"As connected vehicles are becoming more and more common, it makes sense that the key connection with the road also becomes smarter," said Erin Spring, senior director of material science at Goodyear.

The tires in question are from Goodyear SightLine, the Akron tire company's line of intelligent tires. Designed with fleets of vans, trucks and buses in mind, the tires are also being used on autonomous vehicles, better known as self-driving vehicles.

You may not think much about your tires. But they're the only part of the vehicle that touches the ground.

When the rubber meets the road, there's a lot of data tires can collect, Spring explained.

SightLine technology can measure the tire's air pressure, the amount of friction between the rubber and the road surface, the amount of tread that's left and the temperature of the air around the tire.

This is useful if you have, say, 50 trucks on the road and need to plan for tire maintenance. But for a self-driving car or truck, the tires are the only way to "see" the road.

Spring said many self-driving vehicles are tested on the West Coast in warm, dry areas. But what happens when that car needs to travel in Cleveland in mid-January?

That's what Goodyear and Gatik, a startup company focused self-driving trucks, researched during recent tests in Toronto.

"How are they going to operate in snowy conditions and wet conditions?" Spring said. Smart tires, like Goodyear's Sightline, could tell autonomous vehicles when roads are messy.

Sightline tires don't just talk to the vehicles. The data is also sent to a centralized location, like a dispatch center.

Spring said this gives companies more information about their vehicles in real time. Even something simple like tire pressure can make a difference on the bottom line — like fuel economy.

If your tires are about 10% under inflated, your fuel economy drops by 3%, Spring said. She said Goodyear has randomly sampled tire pressure in parking lots and found that 25% of vehicles had under inflated tires.

For SARTA, the Stark County Regional Transit Authority, the biggest benefit is being able to avoid unplanned delays, said Kirt Conrad, CEO of the transit agency.

When a bus has a “deflation event” and breaks down mid-route, it can be a huge hassle. Another bus is sent out. Riders have to wait. And a lane of a busy road is blocked until a tow truck can arrive.

All these things make a sudden issue with a bus’s tires a problem; Conrad explained.

“If it’s an unplanned event it’s impacting a lot of people,” Conrad said. “Imagine you go to the airport and the airplane is not there.”

With Sightline, and the bus operator’s input, Conrad said the dispatch center can notice tire issues early. When the bus finishes its current route, Conrad said the replacement bus can be waiting for the switch at the transit center.

It is much quicker and safer than having passengers change buses wherever the tires decide to fail, Conrad said.

Conrad said SARTA is using Sightline tires on 15 of its buses. Some are diesel and some are electric and powered by hydrogen fuel cells. SARTA has about 50 buses in total. He said this pilot will run into this summer.

Part of what SARTA is testing is how its Hydrogen-powered buses wear through tires. For a variety of reasons, like more torque and braking systems that recharge batteries — electric vehicles are tougher on tires.

Telemetry — a fancy word for when vehicles talk with computers — has been around for longer with engines. But tires are a relatively new thing, Conrad said.

Not much is changing for drivers, who can’t even see the sensors inside of Goodyear’s tires. But Spring said a lot of attention has been paid to tires in her 19-year career.

When she started, GM wasn’t thinking about its electric vehicle line up. Vehicles weren’t driving themselves. You definitely couldn’t turn your car’s heater on from your phone.

Spring said the changes have been surprising, but there’s a lot of good things coming from vehicle’s being more connected.

Resolutions



Stark Area Regional Transit Authority

Resolution # _____, 2023

A Resolution To Dispose Of Obsolete Brake Lathes

Whereas, this resolution authorizes the Executive Director/CEO to dispose of obsolete and unusable Brake Lathes; and

Whereas, there are a total of two (2) obsolete or unusable Brake Lathes to be disposed of, including the following;

000730	99	700	6/1/1993	BRAKE LATHE, COMBINATION	STAR MACHINE	6,123.48000
15716	99	700	1/9/2004	BRAKE LATHE,DOUBLE SPINDL	TOOLS & TRAINING	44,608.30000

Now be it resolved by the Stark Area Regional Transit Authority Board of Trustees that the Executive Director/CEO has the authority to dispose of these Brake Lathes.

Date

Board President

Secretary-Treasurer

Stark Area Regional Transit Authority

Resolution # _____, 2023

**A Resolution To Authorize The Board President To Enter Into An Agreement To Provide
Local Match To NEORide**

WHEREAS, SARTA offered NEORide a Financial Support Letter to provide a Local Match for NEORide's grant application to the Ohio Department of Transportation FY22 OTP2 grant funds for the purpose of developing a regional call center, and

WHEREAS, the Board of Trustees authorizes the President of the Board to enter into an agreement to provide Local Match to NEORide in the amount of one hundred thirty-six thousand dollars (\$136,000); and

WHEREAS, the cost being issued to NEORide companies is; NEORide in the amount of one hundred four thousand dollars (\$104,000) for reservation, scheduling, and dispatching, customer service tools, project implementation support, project management, vendor project management and training, and technology consulting and thirty-two thousand dollars (\$32,000) for the in-kind match for implementation support and project management;

NOW THEREFORE BE IT RESOLVED by the Board of the Stark Area Regional Transit Authority that the Board President has the authority to enter into an agreement with the NEORide and the amounts stated.

Date

Board President

Secretary-Treasurer

Agreement to Provide Local Match to NEORide

This Agreement is entered into effective as of May __, 2023, by and between the Stark Area Regional Transit Authority ("SARTA") and NEORide, collectively known as the "Parties."

WHEREAS, SARTA provided NEORide a Financial Support Letter dated April 30, 2021, to provide a local match to NEORide for NEORide's application for the Ohio Department of Transportation ("ODOT") OTP2 grant funding to develop the EZConnect One-Call Center; and

WHEREAS, NEORide was awarded the grant funding.

WITNESSETH

For good and valuable consideration, the receipt and sufficiency of which is hereby acknowledged, the Parties agree as follows:

1. Period of Performance End Date shall be December 31, 2023.
2. Total amount of local match SARTA will provide is \$136,000. Of which \$104,000 will represent costs for reservation, scheduling, and dispatching, customer service tools, implementation support for project management, vendor project management, and a technology consultant. \$32,000 will represent in-kind expenses for implementation support and project management.

This Agreement may be executed in multiple counterparts, which, taken together, be considered one whole and complete document. This Agreement may be executed and sent via scanned copy to either party and be fully enforceable as if an original was transmitted.

SARTA
STARK AREA REGIONAL TRANSIT AUTHORITY

NEORide

By: _____

By: _____

Print Name: _____

Print Name: _____

Title: _____

Title: _____

Date: _____

Date: _____

Stark Area Regional Transit Authority

Resolution # _____, 2023

**A Resolution To Authorize The Executive Director/CEO To Amend The Agreement With
Vendrick Construction, Inc. For Change Order 003 To Upgrade All Exterior Windows And
Doors To Ballistics Grade Glazing**

Whereas, all designated workspaces will have exterior windows that will need protected for the safety and security of SARTA employees; and

Whereas, all exterior entry points to the new administration building will need to be protected including the entrance from the garage, for the safety and security of all SARTA employees; and

Whereas, entry points to the administrative areas of the building adjacent to the lobby will be protected for the safety and security of all SARTA employees; and

Whereas, Change Order 003 comes in the amount of one hundred thirty-four thousand, two hundred forty dollars (\$134,240.00);

Now be it resolved by the Stark Area Regional Transit Authority Board of Trustees that the Executive Director/CEO is authorized to execute Change Order 003 with Vendrick Construction, Inc. to upgrade all exterior windows and doors to ballistics grade glazing.

Date

Board President

Secretary-Treasurer

Stark Area Regional Transit Authority

Resolution # _____, 2023

**A Resolution To Authorize The Executive Director/CEO To Enter Into A Contract With
Fifth-Third Bank for General Banking Services**

Whereas, The Stark Area Regional Transit Authority issued an RFP for General Banking Services with proposals received by the Procurement Administrator on March 30, 2023; and

Whereas, The Stark Area Regional Transit Authority received two (2) responsive and responsible proposals; and

Whereas, Fifth-Third Bank provided the most responsive proposal; and

Whereas, The Stark Area Regional Transit Authority wishes to engage Fifth-Third Bank in a contract for 1 year with 4 additional renewal years;

Now be it resolved by the Stark Area Regional Transit Authority Board of Trustees, that the Executive Director/CEO be authorized to enter into a contract with Fifth-Third Bank for General Banking Services.

Date

Board President

Secretary-Treasurer

Stark Area Regional Transit Authority

Resolution #_____, 2023

A Resolution To Extend The Use Of Huntington Bank For General Banking Services

Whereas, The Stark Area Regional Transit Authority issued an RFP for General Banking Services with proposals received by the procurement administrator on March 30, 2023; and

Whereas, a transition period is necessary for all banking services to transition to a new general banking provider; and

Whereas, this resolution authorizes the Executive Director/CEO to continue our general banking agreement with Huntington Bank through this transition period which will conclude on or before December 31, 2023;

Now be it resolved by the Stark Area Regional Transit Authority Board of Trustees, that the Executive Director/CEO has the authority to continue the agreement for General Banking Services with Huntington Bank throughout this transition period.

Date

Board President

Secretary-Treasurer