



Board of Trustees
Meeting

January 26, 2022
5:00PM

**Stark Area Regional Transit Authority
Board of Trustees Meeting
October 27, 2021 @ 5:00pm**

Mr. Macala called the meeting to order at 5:03pm.

Attendance

Board (Quorum Present)

Ron Macala (President), Margaret Egbert, Amanda Fletcher, Ed Grier, Chet Warren, Myra Watkins

Excused

James Reinhard, Greg Blasiman, Rex Morey

Ms. Egbert moved to accept the excused absences. Ms. Fletcher seconded the motion; vote passed unanimously.

Staff

Kirt Conrad (Executive Director/CEO), Mark Finnicum (Chief Operations Officer), Clayton Popik (Director, Development & Special Projects), Carrie Domer (Director, Finance), Latrice Virola (Director, Customer Relations), Tammy Marie Brown (Director, Human Resources)

Other

Andrew Byler (KWGD)

Approval/Correction of Meeting Minutes

October 13, 2021

Mr. Warren moved to adopt the meeting minutes. Ms. Fletcher seconded the motion; vote passed unanimously.

Board Committee Report

A draft of the 2021 Capital and Operation Budget was presented.

Departmental Reports

Transportation (Mark Finnicum)

- Ridership is up to approximately 450 Proline rides and 4,000 Fixed Route rides per day.
- Route changes will begin on November 15, 2021.

Maintenance (Mark Finnicum)

- Eight (8) new CNG buses will soon be in service.

Finance (Carrie Domer)

- To date, we are under budget in expenses and over budget in revenues for the year.

Customer Relations (Latrice Virola)

- New wraps are being placed on buses.
- Travel training for Wayne County has begun.

Information Technology (Craig Smith)

- Avail has been installed on the new paratransit buses with new mapping software.

Human Resources (Tammy Marie Brown)

- Plans are underway to go live with UKG on November 8, 2022.
- SARTA's onsite clinic will be conducting an all day Flu Shot and Nicotine Testing Clinic.

Communications from Executive Director/CEO

- An infrastructure bid will go out for utilities, drain system, and electrical work for the new Gateway Facility.
- The Infrastructure bill will grant \$9 billion with a \$2 billion grant consideration to build five (5) hydrogen hubs.

Resolutions

Resolution #34

A Resolution Authorizing The Executive Director/CEO To Dispose Of One (1) Outdated Coin Sorter

Ms. Egbert moved to adopt the resolution. Mr. Grier seconded the motion; vote passed unanimously.

Resolution #35

A Resolution To Apply For Section 5307 Federal Grant Funding For Fiscal Year 2022

Mr. Grier moved to adopt the resolution. Mr. Warren seconded the motion; vote passed unanimously.

Resolution #36

A Resolution To Apply For Section 5310 Federal Grant Funding For Fiscal Year 2022

Ms. Egbert moved to adopt the resolution. Mr. Grier seconded the motion; vote passed unanimously.

Resolution #37

A Resolution To Apply For Section 5339 Federal Grant Funding For Fiscal Year 2022

Mr. Warren moved to adopt the resolution. Ms. Fletcher seconded the motion; vote passed unanimously.

Resolution #38

A Resolution To Apply For Urban Transit Program State Grant Funding For Fiscal Year 2022

Mr. Warren moved to adopt the resolution. Mr. Grier seconded the motion; vote passed unanimously.

Resolution #39

A Resolution Certifying The Executive Director/CEO To Enter Into Contract With Clean Energy To Upgrade The CNG Fueling Station For CNG Powered Buses

Mr. Grier moved to adopt the resolution. Ms. Fletcher seconded the motion; vote passed unanimously.

Resolution #40

A Resolution Authorizing The Executive Director/CEO TO Enter Into A Contract With Air Products To Upgrade The Hydrogen Fueling State For Fuel Cell Buses

Mr. Grier moved to adopt the resolution. Mr. Warren seconded the motion; vote passed unanimously.

Resolution #41

A Resolution To Purchase Seven (7) Light Transit Vehicle Buses From Transportation Equipment Sales Corporation (TESCO)

Mr. Warren moved to adopt the resolution. Mr. Grier seconded the motion; vote passed unanimously.

Resolution #42

A Resolution To Authorize The Executive Director/CEO To Implement Proposed Fixed Route Service Changes To Massillon Routes 122, 124, 126, And 128 To Go Into Effect On Monday, November 15, 2021

Mr. Warren moved to adopt the resolution. Mr. Grier seconded the motion; vote passed unanimously.

Adjournment

Mr. Warren moved to adjourn the meeting at 5:52pm. Ms. Egbert seconded the motion.

**Stark Area Regional Transit Authority
Board of Trustees Meeting
November 17, 2021 @ 5:00pm**

Mr. Macala called the meeting to order at 5:06pm.

Attendance

Board (Quorum Present)

Ron Macala (President), James Reinhard (Vice President) Greg Blasiman, Margaret Egbert, Amanda Fletcher, Ed Grier, Chet Warren, Myra Watkins

Excused

Rex Morey

Ms. Egbert moved to accept the excused absence. Ms. Fletcher seconded the motion; vote passed unanimously.

Staff

Kirt Conrad (Executive Director/CEO), Clayton Popik (Director, Development & Special Projects), Carrie Domer (Director, Finance), Latrice Virola (Director, Customer Relations), Tammy Marie Brown (Director, Human Resources)

Other

Paul Malesick (KWGD)

Communications from the Board

Ms. Watkins commended staff. She received a lot of feedback from the community of how positive employees are and how they enjoy working for SARTA.

Resolutions

Resolution #43

2022 Operating & Capital Budget Approval

Mr. Grier moved to adopt the resolution. Ms. Egbert seconded the motion; vote passed unanimously.

Resolution #44

A Resolution Certifying Meeting Dates And Times For Calendar Year 2022

Ms. Egbert moved to adopt the resolution. Ms. Fletcher seconded the motion; vote passed unanimously.

Resolution #45

A Resolution Authorizing The Executive Director/CEO To Enter Into A Contract For The Purchase of Diesel Fuel

Ms. Fletcher moved to adopt the resolution. Mr. Blasiman seconded the motion; vote passed unanimously.

Resolution #46

A Resolution Authorizing The Executive Director/CEO TO Enter Into A Contract For Engineering And Design For A Proposed Office Expansion At Gateway

Ms. Fletcher moved to adopt the resolution. Mr. Grier seconded the motion; vote passed unanimously.

Resolution #47

A Resolution Authorizing The Executive Director/CEO TO Enter Into A Contract For Engineering And Design For A Proposed Massillon Transit Center

Ms. Egbert moved to adopt the resolution. Mr. Grier seconded the motion; vote passed unanimously.

Resolution #48

A Resolution Authorizing The Executive Director/CEO To Continue SARTA's Association For Health Insurance And Ancillary Benefit Coverage With The Health Transit Pool Of Ohio For 2022

Ms. Fletcher moved to adopt the resolution. Mr. Grier seconded the motion; vote passed unanimously.

Resolution #49

A Resolution Authorizing The Executive Director/CEO To Continue SARTA's Association For Liability And Property Insurance Coverage With The Ohio Transit Risk Pool For 2022

Ms. Egbert moved to adopt the resolution. Mr. Grier seconded the motion; vote passed unanimously.

Resolution #50

Authorizing A Contract With CHW Advisors

Ms. Fletcher moved to adopt the resolution. Ms. Egbert seconded the motion; vote passed unanimously.

Resolution #50A

A Resolution Updating SARTA's Board of Trustees Bylaws

Ms. Egbert moved to adopt the resolution. Ms. Fletcher seconded the motion; vote passed unanimously.

Adjournment

Mr. Warren moved to adjourn the meeting at 5:48pm. Ms. Egbert seconded the motion.

**Stark Area Regional Transit Authority
Board of Trustees Meeting
December 8, 2021 @ 5:00pm**

Mr. Macala called the meeting to order at 5:03pm.

Attendance

Board (Quorum Present)

Ron Macala (President), James Reinhard (Vice President) Greg Blasiman, Margaret Egbert, Amanda Fletcher, Ed Grier, Rex Morey, Chet Warren

Excused

Myra Watkins

Mr. Warren moved to accept the excused absences. Mr. Grier seconded the motion; vote passed unanimously.

Staff

Kirt Conrad (Executive Director/CEO), Clayton Popik (Director, Development & Special Projects), Carrie Domer (Director, Finance), Latrice Virola (Director, Customer Relations), Tammy Marie Brown (Director, Human Resources)

Other

Paul Malesick (KWGD)

Resolutions

Resolution #51

A Resolution To Dispose Of Obsolete And Unusable Vehicles

Ms. Egbert moved to adopt the resolution. Mr. Grier seconded the motion; vote passed unanimously.

Resolution #52

A Resolution Authorizing The Purchase Of Property In Massillon

Ms. Egbert moved to adopt the resolution. Mr. Grier seconded the motion; vote passed unanimously.

Resolution #53

A Resolution To Authorize The Executive Director/CEO To Enter Into A Contract With Stanley Miller Construction Company For The Proposed Infrastructure Upgrade At The Gateway Facility

Mr. Grier moved to adopt the resolution. Mr. Warren seconded the motion; vote passed unanimously.

Resolution #54

A Resolution Authorizing The Acceptance Of The Public Transportation Agency Safety Plan (PTASP) Drafted And Certified By The Ohio Department Of Transportation For The Stark Area Regional Transit Authority

Ms. Fletcher moved to adopt the resolution. Ms. Egbert seconded the motion; vote passed unanimously.

Communications from the Executive Director/CEO

A draft of the Union and Administrative Short Term Disability (STD) policies were handed out for the board to review.

Executive Session 5:28 – 6:05pm

To discuss the preparing, conduction or reviewing negotiations for bargaining employees

Resolution #55

A Resolution To Approve The SARTA Agreement With AFSCME Local 1880 For Years 2022-2024

Mr. Warren moved to adopt the resolution. Mr. Macala seconded the motion; vote passed unanimously.

Adjournment

Mr. Warren moved to adjourn the meeting. The meeting was adjourned at 6:07pm.

**Stark Area Regional Transit Authority
Board of Trustees Meeting
January 12, 2022 @ 5:00pm**

Mr. Macala called the meeting to order at 5:05pm.

Attendance

Board (Quorum Present)

Ron Macala (President), James Reinhard (Vice President), Greg Blasiman, Amanda Fletcher
Myra Watkins

Excused

Margaret Egbert, Ed Grier, Rex Morey, Chet Warren

Mr. Blasiman moved to accept the excused absences. Ms. Fletcher seconded the motion; vote passed unanimously.

Staff

Kirt Conrad (Executive Director/CEO), Mark Finnicum (Chief Operations Officer), Clayton Popik (Director, Development & Special Projects), Carrie Domer (Director, Finance), Latrice Virola (Director, Customer Relations), Michael Mouser (HR Administrator), Tammy Marie Brown (Director, Human Resources)

Other

Andrew Byler (KWGD)

Communications from the Board

Greg Blasiman will chair the nominating committee for election of officers.

Communications from Executive Director/CEO

- Idaho National Lab will take part of our Borrow-A-Bus program for approximately six (6) months.
- Three (3) states, Ohio, West Virginia, and Pennsylvania are coordinating to apply for a \$2 billion grant for a Hydrogen Hub as part of the infrastructure grant. Mr. Conrad will brief Senator Brown's staff tomorrow.

Resolutions

Resolution #1

A Resolution Adopting Short Term Disability Benefits To Be Administered By SARTA For Union Employees

Ms. Fletcher moved to adopt the resolution. Mr. Blasiman seconded the motion; vote passed unanimously.

Resolution #2

A Resolution Adopting Short Term Disability Benefits To Be Administered By SARTA For Administrative Employees

Mr. Blasiman moved to adopt the resolution. Ms. Fletcher seconded the motion; vote passed unanimously.

Resolution #3

A Resolution Accepting Revisions To Administrative Employee Salary Ranges

Ms. Fletcher moved to adopt the resolution. Mr. Blasiman seconded the motion; vote passed unanimously.

Resolution #4

A Resolution Updating Non-Bargaining Employee Benefits And Compensation

Ms. Fletcher moved to adopt the resolution. Mr. Blasiman seconded the motion; vote passed unanimously.

Resolution #5

A Resolution To Authorize The Executive Director/CEO To Offer Free Rides on February 14, 2022 To Recognize Ohio Loves Transit

Mr. Blasiman moved to adopt the resolution. Ms. Fletcher seconded the motion; vote passed unanimously.

Resolution #6

A Resolution To Authorize The Executive Director/CEO To Enter Into Agreement With Omnipro Services, LLC For Construction Management Services For The Early Site Package

Ms. Fletcher moved to adopt the resolution. Mr. Blasiman seconded the motion; vote passed unanimously.

Executive Session 5:26 – 5:47pm

To discuss:

- Appointment, employment, dismissal, discipline, promotion, demotion, or compensation of a public employee
- Conference with attorney to discuss pending or imminent court action
- Discuss matters that be required to be kept confidential under federal or state law

Adjournment

The meeting was adjourned at 5:48pm.

Transportation & Maintenance



Mark Finnicum
Chief Operations Officer

SARTA RIDERSHIP REPORT

November 2021

2020 Operating Days 20 Weekdays, 4 Saturdays

2021 Operating 21 Days Weekdays, 4 Saturdays

<i>Ridership</i>	CURRENT MO.				YTD			
	2021	2020	change	%	2021	2020	change	%
Fixed Route	88,428	82,239	6,189	7.53%	962,560	1,161,818	-199,258	-17.15%
Other Revenue	1,041	467	574	122.91%	41,910	2,897	39,013	100.00%
Paratransit	8,965	6,779	2,186	32.25%	89,575	85,741	3,834	4.47%
CS-Out of county	262	0	262	0.00%	1,062	0	1,062	100.00%
Total	98,696	89,485	9,211	10.29%	1,095,107	1,250,456	-155,349	-12.42%

<i>Vehicle Operations</i>	CURRENT MO.				YTD	PRIOR YTD		
	2021	2020	change	%	2021	2020	change	%
Fixed Route	188,476	172,125	16,351	9.50%	2,055,731	1,953,063	102,668	5.26%
Other Revenue	443	1,566	-1,123	-71.71%	23,248	8,508	14,740	100.00%
Fixed Deadhead	10,418	9,540	878	9.20%	113,728	107,321	6,407	5.97%
Paratransit	84,296	69,954	14,342	20.50%	931,494	809,942	121,552	15.01%
CS-Out of county	13,956	0	13,956	0.00%	58,128	0	58,128	100.00%
Para Deadhead	19,080	12,905	6,175	47.85%	77,820	140,843	-63,023	-44.75%
Total	316,669	266,090	50,579	19.01%	3,260,149	3,019,677	240,472	7.96%

<i>Hours</i>	CURRENT MO.				YTD			
	2021	2020	change	%	2021	2020	change	%
Fixed Route	11,573	10,627	946	8.90%	126,488	123,416	3,072	2.49%
Other Revenue	77	32	45	140.63%	1,673	145	1,528	100.00%
Paratransit	5,130	4,119	1,011	24.54%	52,120	45,204	6,916	15.30%
CS-Out of county	438	0	438	0.00%	1,837	0	1,837	#DIV/0!
Total	17,218	14,778	2,440	16.51%	182,118	168,765	13,353	7.91%

SARTA RIDERSHIP REPORT

December 2021

2020 Operating Days 22 Weekdays, 4 Saturdays

2021 Operating 22 Days Weekdays, 4 Saturdays

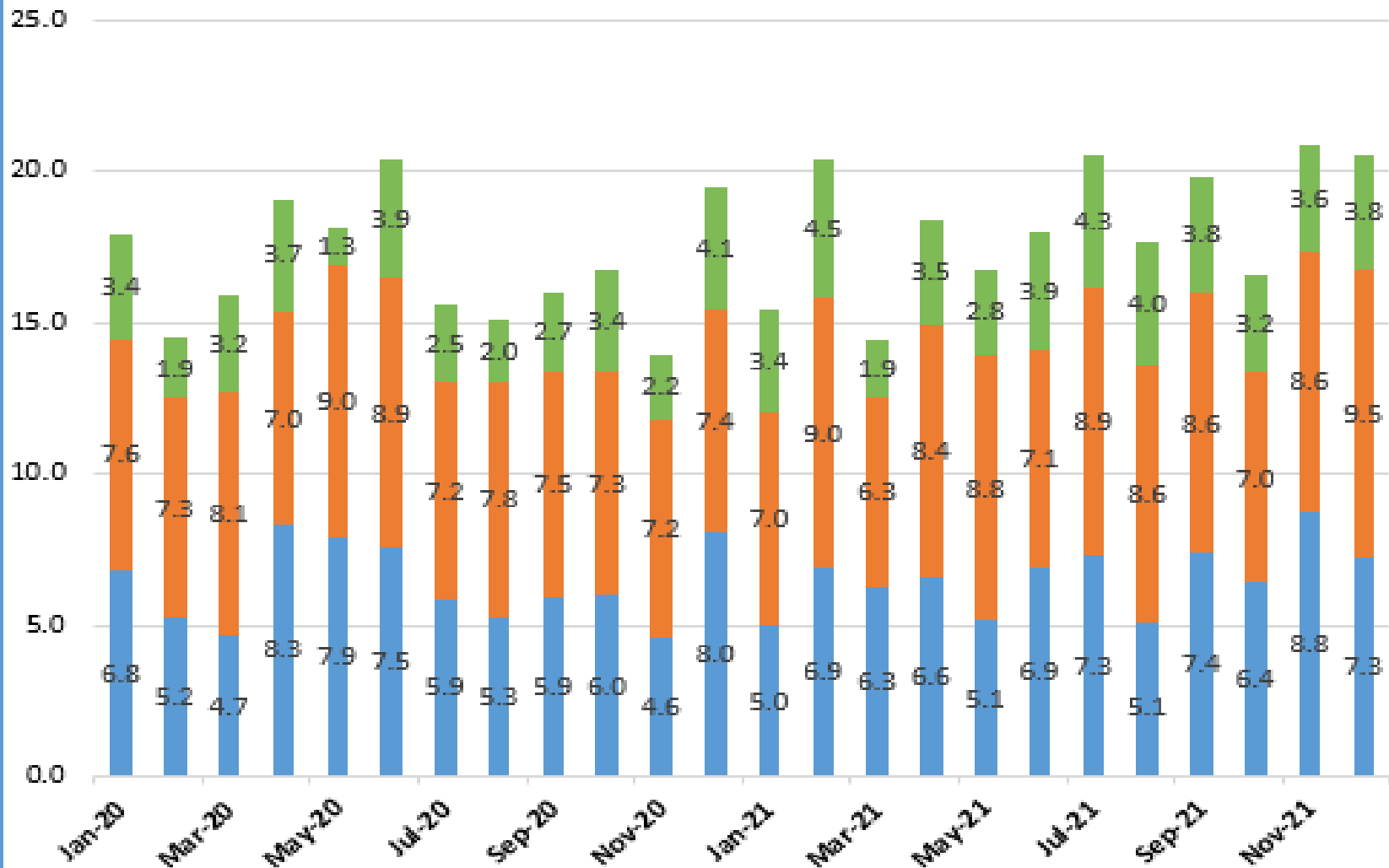
<i>Ridership</i>	CURRENT MO.				YTD			
	2021	2020	change	%	2021	2020	change	%
Fixed Route	85,715	77,431	8,284	10.70%	1,048,275	1,239,249	-190,974	-15.41%
Other Revenue	584	545	39	7.16%	42,494	3,442	39,052	100.00%
Paratransit	8,581	6,363	2,218	34.86%	98,156	92,104	6,052	6.57%
CS-Out of county	324	0	324	100.00%	1,386	0	1,386	100.00%
Total	95,204	84,339	10,865	12.88%	1,190,311	1,334,795	-144,484	-10.82%

<i>Vehicle Operations</i>	CURRENT MO.				YTD	PRIOR YTD		
	2021	2020	change	%	2021	2020	change	%
Fixed Route	188,878	187,004	1,874	1.00%	2,244,609	2,140,067	104,542	4.88%
Other Revenue	1,893	1,713	180	10.51%	25,141	10,221	14,920	100.00%
Fixed Deadhead	10,455	10,351	104	1.00%	124,183	117,672	6,511	5.53%
Paratransit	87,875	69,553	18,322	26.34%	1,019,369	879,495	139,874	15.90%
CS-Out of county	13,064	0	13,064	100.00%	71,192	0	71,192	100.00%
Para Deadhead	24,464	11,427	13,037	100.00%	102,284	152,270	-49,986	-32.83%
Total	326,629	280,048	46,581	16.63%	3,586,778	3,299,725	287,053	8.70%

<i>Hours</i>	CURRENT MO.				YTD			
	2021	2020	change	%	2021	2020	change	%
Fixed Route	11,601	11,523	78	0.68%	138,089	134,939	3,150	2.33%
Other Revenue	48	32	16	50.00%	1,721	177	1,544	100.00%
Paratransit	5,293	3,996	1,297	32.46%	57,413	49,200	8,213	16.69%
CS-Out of county	479	0	479	100.00%	2,316	0	2,316	100.00%
Total	17,421	15,551	1,870	12.02%	199,539	184,316	15,223	8.26%

PROLINE INFRACTIONS DARA - PER 1000 ATTEMPTS

■ NO SHOW - RATE ■ LATE CANCEL - RATE ■ CANCEL AT THE DOOR - RATE



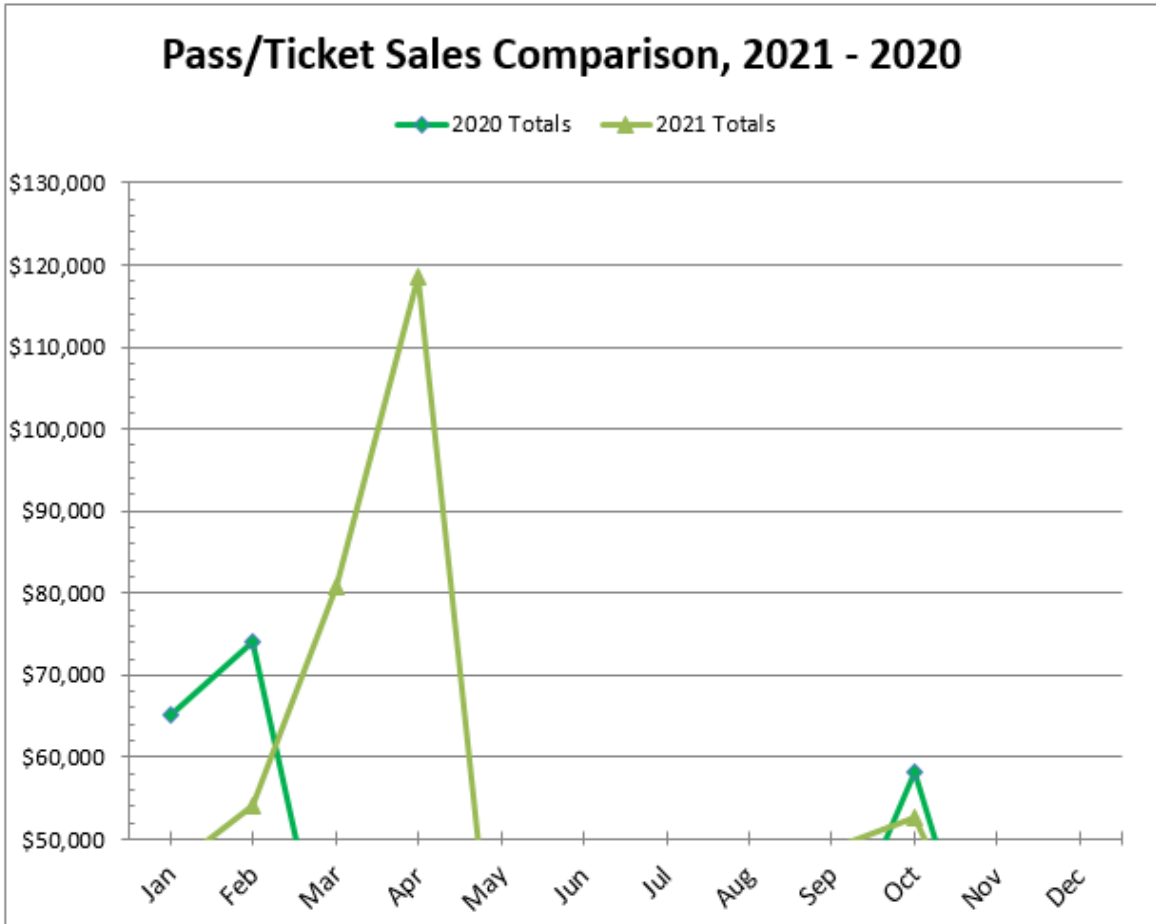
2021 Proline "Shared Ride" Service Statistics

Month	Trips Scheduled	Advanced Cancels	Same Day Cancels	No - Shows	Late Cancels	Cancels at the Door	Total Performed Trips	Vehicle Miles	Miles per Trip
January	7,661	761	603	38	54	26	6,179	80,793	13.08
February	8,011	822	754	55	72	36	6,272	71,307	11.37
March	9,270	826	728	58	58	18	7,582	96,258	12.7
April	9,447	749	875	62	79	33	7,649	95,114	12.43
May	8,772	894	757	45	77	25	6,974	90,688	13
June	9,236	968	728	64	66	36	7,374	98,903	13.41
July	9,693	1,086	787	71	86	42	7,621	101,562	13.33
August	9,691	914	799	49	83	39	7,807	101,448	12.99
September	9,886	1,061	738	73	85	38	7,891	102,138	12.94
October	10,205	1,148	751	65	71	33	8,137	106,587	13.1
November	10,056	1,331	719	88	86	36	7,796	104,883	13.45
December	9,914	1,626	817	72	94	38	7,267	111,154	15.3
Year to Date Totals	111,842	12,186	9,056	740	911	400	88,549	1,160,835	13.09

Proline "Shared Ride" Service Statistics for the month of

Month	Trips Scheduled	Advanced Cancels	Same Day Cancels	No - Shows	Late Cancels	Cancels at the Door	Total Performed Trips	Vehicle Miles	Miles per Trip
December	9,914	1,626	817	72	94	38	7,267	111,154	15.3

Pass/Ticket Sales Comparison, 2021 - 2020				
2021	2021 Totals	2020	2020 Totals	Percent changed
Jan	\$46,380.00	Jan	\$65,111.25	-40.39%
Feb	\$54,177.25	Feb	\$74,044.00	-36.67%
Mar	\$80,698.00	Mar	\$27,509.75	65.91%
Apr	\$118,464.25	Apr	\$0.00	100.00%
May	\$22,567.00	May	\$0.00	100.00%
Jun	\$31,629.50	Jun	\$8,141.00	74.26%
Jul	\$34,501.00	Jul	\$34,513.25	-0.04%
Aug	\$35,142.00	Aug	\$28,986.00	17.52%
Sep	\$48,732.00	Sep	\$34,370.50	29.47%
Oct	\$52,649.75	Oct	\$58,209.75	-10.56%
Nov	\$30,922.25	Nov	\$25,565.25	17.32%
Dec	\$0.00	Dec	\$27,553.00	#DIV/0!
Year-to-Date	\$555,863.00		\$166,665.00	70.02%



2020-2019 Pass/Ticket Sales by Location

	Alliance 2021	Alliance 2020	Mass 2021	Mass 2020	Canton 2021	Canton 2020	BV 2021	BV 2020	Fishers 2020	Fishers 2019	Kent State 2021	Kent State 2020	ACH 2021	ACH 2020	Total 2020	Total 2021
Jan	\$1,581	\$2,474	\$3,335	\$10,044	\$16,867	\$46,152	\$24,593	\$5,997	\$0	\$1,587	\$2	\$385	\$3	\$60	\$65,111	46,380.00
Feb	\$1,271	\$2,340	\$6,304	\$11,851	\$18,334	\$52,539	\$28,269	\$6,524	\$0	\$1,560	\$0	\$550	\$0	\$240	\$74,044	54,177.25
Mar	\$2,716	\$1,468	\$4,402	\$3,550	\$70,275	\$18,611	\$3,306	\$3,879	\$0	\$2,226	\$0	\$0	\$0	\$3	\$27,510	80,698.00
Apr	\$1,622	\$0	\$5,638	\$0	\$50,636	\$0	\$60,565	\$0	\$0	\$1,574	\$0	\$0	\$3	\$0	\$0	118,464.25
May	\$1,211	\$0	\$6,357	\$0	\$11,571	\$0	\$3,150	\$0	\$0	\$1,233	\$275	\$0	\$3	\$0	\$0	22,567.00
Jun	\$1,572	\$272	\$5,204	\$1,871	\$20,647	\$4,790	\$4,192	\$1,209	\$0	\$1,233	\$0	\$0	\$15	\$0	\$8,141	31,629.50
Jul	\$1,620	\$2,624	\$5,849	\$6,267	\$23,651	\$21,302	\$3,367	\$4,320	\$0	\$966	\$0	\$0	\$15	\$0	\$34,513	34,501.00
Aug	\$1,617	\$1,530	\$5,611	\$7,716	\$24,926	\$14,723	\$2,988	\$5,017	\$0	\$1,239	\$0	\$0	\$0	\$0	\$28,986	35,142.00
Sep	\$1,431	\$1,580	\$5,749	\$5,852	\$36,394	\$23,287	\$5,155	\$3,652	\$0	\$836	\$0	\$0	\$3	\$0	\$34,371	48,732.00
Oct	\$1,268	\$1,754	\$29,926	\$8,155	\$18,322	\$44,863	\$3,104	\$3,438	\$0	\$1,256	\$28	\$0	\$3	\$0	\$58,210	52,649.75
Nov	\$1,231	\$1,805	\$6,098	\$6,523	\$20,253	\$13,752	\$3,330	\$3,486	\$0	\$206	\$0	\$0	\$11	\$0	\$25,565	30,922.25
Dec	\$0	\$1,894	\$0	\$5,143	\$0	\$16,727	\$0	\$3,788	\$0	\$0	\$0	\$0	\$0	\$3	\$27,553	0.00
Total	\$17,138	\$17,739	\$84,472	\$66,970	\$311,875	\$256,745	\$142,019	\$41,309	\$0	\$13,914	\$304	\$935	\$56	\$306	\$384,004	555,863.00

2021 Total Sales by Pass/Ticket Type

Fare Type	Jan	Feb	March	April	May	June	July	Aug	Sept	Oct	Nov	Dec	Total
10-Ride Proline	\$405.00	\$1,117.50	\$517.50	\$2,362.50	\$630.00	\$1,372.50	\$1,305.00	\$1,822.50	\$1,920.00	\$2,947.50	\$2,205.00	\$0.00	\$16,605.00
10-Ride Reduced	\$787.50	\$945.00	\$652.50	\$1,365.00	\$420.00	\$585.00	\$652.50	\$825.00	\$832.50	\$1,087.50	\$630.00	\$0.00	\$8,782.50
10-Ride Regular	\$1,800.00	\$1,920.00	\$7,680.00	\$6,060.00	\$1,050.00	\$4,440.00	\$1,395.00	\$1,410.00	\$1,905.00	\$3,270.00	\$705.00	\$0.00	\$31,635.00
1-Ride Proline	\$456.75	\$108.00	\$24.75	\$175.50	\$277.50	\$126.00	\$400.50	\$114.75	\$463.50	\$429.75	\$111.00	\$0.00	\$2,688.00
1-Ride Reduced	\$518.25	\$629.25	\$410.25	\$836.25	\$121.50	\$430.50	\$285.00	\$611.25	\$361.00	\$719.50	\$395.25	\$0.00	\$5,318.00
1-Ride Regular	\$4,162.50	\$3,727.50	\$3,064.50	\$46,207.50	\$1,939.50	\$2,553.00	\$2,067.00	\$1,481.00	\$1,004.50	\$1,134.00	\$3,454.50	\$0.00	\$70,795.50
31-Day Proline	\$4,788.00	\$2,835.00	\$2,835.00	\$4,347.00	\$3,150.00	\$3,969.00	\$2,835.00	\$6,759.00	\$4,725.00	\$6,930.00	\$4,914.00	\$0.00	\$48,087.00
31-Day Reduced	\$13,522.50	\$12,082.50	\$7,357.50	\$15,165.00	\$6,682.50	\$7,020.00	\$8,279.50	\$8,775.00	\$7,920.00	\$14,917.50	\$7,357.50	\$0.00	\$109,079.50
31-Day Regular	\$16,245.00	\$22,275.00	\$48,870.00	\$19,350.00	\$5,310.00	\$8,190.00	\$14,670.00	\$10,080.00	\$23,220.00	\$15,030.00	\$7,245.00	\$0.00	\$190,485.00
31-Day Student	\$687.50	\$412.50	\$5,747.50	\$13,915.00	\$385.00	\$302.50	\$385.00	\$467.50	\$3,245.00	\$522.50	\$302.50	\$0.00	\$26,372.50
31-Day College	\$0.00	\$0.00	\$0.00	\$0.00	\$0.00	\$0.00	\$0.00	\$0.00	\$0.00	\$0.00	\$0.00	\$0.00	\$0.00
All Day	\$2,807.00	\$7,956.00	\$3,459.00	\$8,499.00	\$2,469.00	\$2,556.00	\$2,154.50	\$2,691.00	\$3,033.00	\$5,504.00	\$3,517.00	\$0.00	\$44,645.50
Summer Blast	\$0.00	\$0.00	\$0.00	\$0.00	\$0.00	\$0.00	\$0.00	\$0.00	\$0.00	\$0.00	\$0.00	\$0.00	\$0.00
Misc.	\$15.00	\$9.00	\$4.50	\$24.00	\$7.00	\$10.00	\$4.50	\$7.50	\$7.50	\$37.50	\$10.50	\$0.00	\$137.00
Cleveland	\$185.00	\$160.00	\$75.00	\$157.50	\$125.00	\$75.00	\$67.50	\$97.50	\$95.00	\$120.00	\$75.00	\$0.00	\$1,232.50
	\$ 46,380.00	\$54,177.25	\$80,698.00	\$118,464.25	\$22,567.00	\$ 31,629.50	\$34,501.00	\$35,142.00	\$48,732.00	\$52,649.75	\$ 30,922.25	\$ -	\$555,863.00

2021-2020 Ridership by Fixed Route				
Route	November 2021	November 2020	Difference	Percentage Change
4	281	423	-142	-33.57%
45	1,905	1,814	91	100.00%
81	5,613	4,816	797	16.55%
101	2,700	2,900	-200	-6.90%
102	17,318	16,184	1,134	7.01%
103	2,799	3,364	-565	-16.80%
105	5,561	6,452	-891	-13.81%
106	5,805	6,054	-249	-4.11%
107	2,640	2,752	-112	-4.07%
108	3,846	3,995	-149	-3.73%
110	2,287	2,886	-599	-20.76%
111	3,413	3,386	27	0.80%
113	1,712	1,671	41	2.45%
114	2,317	2,712	-395	-14.56%
117	3,031	3,280	-249	-7.59%
118	1,894	1,848	46	2.49%
119	4,086	4,280	-194	-4.53%
121	1,145	1,345	-200	-14.87%
122	702	524	178	33.97%
124	865	544	321	59.01%
125	1,170	1,283	-113	-8.81%
126	938	533	405	75.98%
128	1,410	1,250	160	12.80%
130	947	1,365	-418	-30.62%
131	1,490	1,151	339	29.45%
132	1,100	1,714	-614	-35.82%
133	274	0	274	100.00%
139	6,819	6,473	346	5.35%
151	335	305	30	9.84%
152	537	547	-10	-1.83%
153	402	456	-54	-11.84%
154	0	504	-504	-100.00%
156	0	4	-4	100.00%
157	143	129	14	100.00%
158	99	0	99	100.00%
Total	85,584	86,944	-1,360	-1.56%

The Year to Date ridership reflects a comparison of the prior years ridership to the current years ridership to date. All of the percentages listed above are capped at 100%.

2021-2020 Year to Date Ridership by Fixed Route				
Route	November 2021	November 2020	Difference	Percentage Change
4	3,593	3,875	-282	-7.28%
45	19,112	24,037	-4,925	-20.49%
81	54,330	59,018	-4,688	-7.94%
101	27,471	41,089	-13,618	-33.14%
102	179,932	207,190	-27,258	-13.16%
103	29,082	42,666	-13,584	-31.84%
105	61,892	100,487	-38,595	-38.41%
106	64,077	76,236	-12,159	-15.95%
107	28,867	40,968	-12,101	-29.54%
108	46,809	49,453	-2,644	-5.35%
110	26,262	55,049	-28,787	-52.29%
111	36,673	46,135	-9,462	-20.51%
113	16,258	30,346	-14,088	-46.42%
114	22,996	27,720	-4,724	-17.04%
117	32,883	41,563	-8,680	-20.88%
118	19,280	24,561	-5,281	-21.50%
119	44,809	51,965	-7,156	-13.77%
121	14,893	14,198	695	4.90%
122	6,280	6,786	-506	-7.46%
124	13,159	14,148	-989	-6.99%
125	13,348	19,313	-5,965	-30.89%
126	8,607	7,262	1,345	18.52%
128	15,173	17,118	-1,945	-11.36%
130	11,215	10,117	1,098	10.85%
131	19,091	16,580	2,511	15.14%
132	18,783	18,650	133	0.71%
133	667	0	667	100.00%
139	74,184	82,682	-8,498	-10.28%
151	3,793	4,350	-557	-12.80%
152	5,644	6,896	-1,252	-18.16%
153	4,137	5,548	-1,411	-25.43%
154	1,576	5,195	-3,619	-69.66%
156	65	50	15	30.00%
157	5,614	931	4,683	100.00%
158	637	0	637	100.00%
Total	931,192	1,152,614	-221,422	-19.21%

The Year to Date ridership reflects a comparison of the prior years ridership to the current years ridership to date. All of the percentages listed above are capped at 100%.

STARK AREA REGIONAL TRANSIT AUTHORITY
MAINTENANCE DEPARTMENT
October, 2021
Submitted by: Mark Finnicum

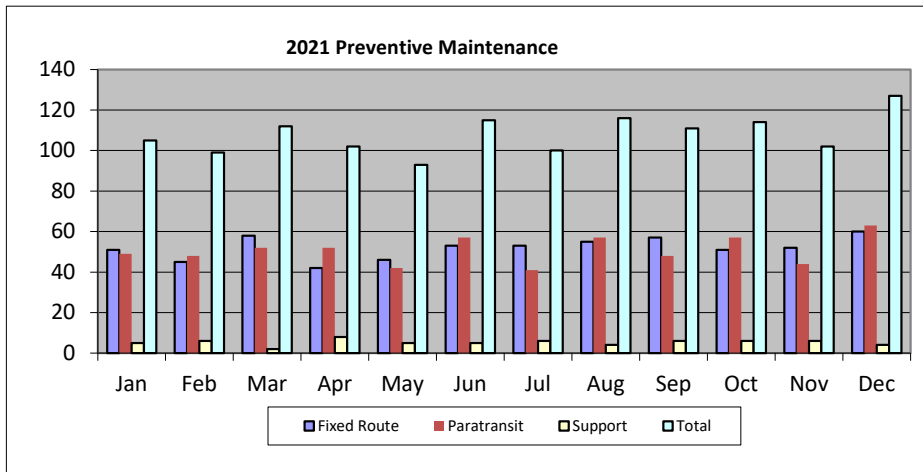
1. There was a total of 114 Preventive Maintenance Inspections
 - 51 Fixed Route Buses
 - 57 Paratransit Buses
 - 06 Support Vehicle
2. There was a total of 62 Wheelchair Inspections
3. There was a total of 04 Heat & Air Conditioning Inspections
4. There was a total of 19 Farebox Inspections
5. There was a total of 06 Front End Alignments
6. There was a total of 75 Bus Exchanges
7. There was a total of 01 CNG Recertification Inspections
8. There was a total of 05 Avail System Inspections
9. There was a total of 17 Bi-Monthly Camera Inspections
10. There was a total of 07 Road Calls
 - 05 Fixed Route Buses – 05 Towed
 - 00 Non-Revenue Vehicle – 00 Towed
 - 02 Paratransit Buses – 01 Towed
11. There was a total of 02 Warranty Repair
12. There was 00 job related injuries reported.

STARK AREA REGIONAL TRANSIT AUTHORITY
MAINTENANCE DEPARTMENT
December, 2021
Submitted by: Mark Finnicum

1. There was a total of 127 Preventive Maintenance Inspections
 - 60 Fixed Route Buses
 - 63 Paratransit Buses
 - 04 Support Vehicle
2. There was a total of 75 Wheelchair Inspections
3. There was a total of 07 Heat & Air Conditioning Inspections
4. There was a total of 25 Farebox Inspections
5. There was a total of 10 Front End Alignments
6. There was a total of 85 Bus Exchanges
7. There was a total of 04 CNG Recertification Inspections
8. There was a total of 08 Avail System Inspections
9. There was a total of 10 Bi-Monthly Camera Inspections
10. There was a total of 10 Road Calls
 - 09 Fixed Route Buses – 09 Towed
 - 00 Non-Revenue Vehicle – 00 Towed
 - 01 Paratransit Buses – 01 Towed
11. There was a total of 00 Warranty Repair
12. There was 00 job related injuries reported.

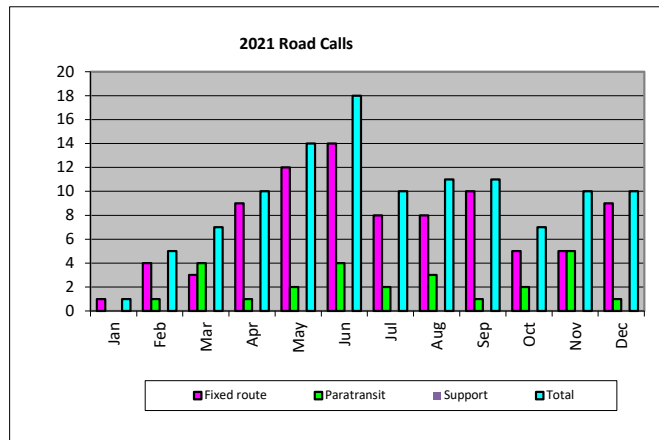
Preventive Maintenance Inspections

2021	Fixed Route	Paratransit	Support	Total
Jan	51	49	5	105
Feb	45	48	6	99
Mar	58	52	2	112
Apr	42	52	8	102
May	46	42	5	93
Jun	53	57	5	115
Jul	53	41	6	100
Aug	55	57	4	116
Sep	57	48	6	111
Oct	51	57	6	114
Nov	52	44	6	102
Dec	60	63	4	127



Road calls

2021	Fixed route	Paratransit	Support	Total
Jan	1	0	0	1
Feb	4	1	0	5
Mar	3	4	0	7
Apr	9	1	0	10
May	12	2	0	14
Jun	14	4	0	18
Jul	8	2	0	10
Aug	8	3	0	11
Sep	10	1	0	11
Oct	5	2	0	7
Nov	5	5	0	10
Dec	9	1	0	10



2021	Preventive Maintenance Costs	Repair Costs	Total	Diesel Gallons Used 2020	Diesel Gallons Used 2021	SARTA CNG GGE Used 2020	SARTA CNG GGE Used 2021	CNG Public Use GGE 2020	CNG Public Use GGE 2021	Hydrogen Usage KG 2020	Hydrogen Usage KG 2021
Jan	\$16,903.55	\$48,519.00	\$65,422.55	19938	17585	29885.572	24830.538	1301.735	475.686	3842	3076
Feb	\$14,462.17	\$56,706.41	\$71,168.58	19865	17694	28084.677	25499.158	1771.698	816.225	2762	3876
Mar	\$17,264.57	\$66,834.69	\$84,099.26	19429	19037	30321.597	28835.155	271.654	770.418	3635	2844
Apr	\$13,346.83	\$75,147.09	\$88,493.92	14653	19520	22338.26	24623.829	22.538	628.753	2325	3940
May	\$14,264.22	\$70,790.43	\$85,054.65	13806	18520	20433.335	22338.709	341.593	854.696	1589	3869
Jun	\$17,360.94	\$81,741.72	\$99,102.66	16698	20675	25416.953	26956.161	439.022	706.574	1834	4290
Jul	\$14,128.42	\$68,561.19	\$82,689.61	19515	22704	32210.893	26291.87	848.792	1166.158	2522	5160
Aug	\$13,060.80	\$69,220.04	\$82,280.84	19831	25487	31316.435	28865.525	364.5	672.708	1897	4344
Sep	\$16,348.21	\$75,287.08	\$91,635.29	18042	19549	28041.174	24040.058	467.392	882.364	2646	6644
Oct	\$13,679.46	\$72,511.57	\$86,191.03	20014	19728	28342.465	24252.409	216.112	571.195	2727	5810
Nov	\$14,689.67	\$66,018.13	\$80,707.80	18196	18787	24364.103	25601.595	147.957	679.109	2229	5287
Dec	\$17,788.94	\$88,651.28	\$106,440.22	17208	17944	27220.246	28489.657	42.679	1168.639	2924	4075
Total	\$183,297.78	\$839,988.63	\$1,023,286.41	217195	237230	327975.71	310624.664	6235.672	8821.33	30932	53215
<i>Month Avg.</i>	<i>\$15,274.82</i>	<i>\$69,999.05</i>	<i>\$85,273.87</i>	<i>18099.58</i>	<i>19769.17</i>	<i>27331.31</i>	<i>25885.389</i>	<i>519.639</i>	<i>735.111</i>	<i>2577.67</i>	<i>4434.58</i>

GGE - Gasoline Gallon Equivalent

Finance



Carrie Domer, Director

Stark Area Regional Transit Authority
Comparative Balance Sheet
For the Eleven Months Ending Tuesday, November 30, 2021

	CURRENT YTD	LAST YTD	VARIANCE
CASH - HUNTINGTON-CHECKING	4,437,384.82	4,420,704.27	-983,319
CASH - HUNT-MERCHANT TRANSACTIONS	72,155.65	15,904.36	56,251
CASH - SAVINGS (STAR OHIO)	21,521.38	21,502.94	18
CASH - HUNT-FSA ACCOUNT	31,565.90	33,468.11	-1,902
CASH - HUNTINGTON MMX	2,282,131.19	2,780,562.01	-498,431
CASH - FIFTH THIRD BANK	6,066,785.50	6,097,247.57	-30,462
HUNTINGTON CDAR'S	1,000,882.70	1,021,517.16	-20,634
IMPREST FUND - FINANCE	500.00	500.00	0
IMPREST FUND - CORNERSTONE	450.00	450.00	0
IMPREST FUND - MAINTENANCE	50.00	50.00	0
IMPREST FUND - BV	300.00	300.00	0
IMPREST FUND - ALLIANCE	250.00	250.00	0
IMPREST FUND - MASSILLON	310.00	310.00	0
TOTAL CASH & EQUIVALENTS	12,914,287.14	14,392,766.42	-1,478,479
ACCOUNTS RECEIVABLE	121,332.00	91,262.34	30,070
PROJECT RECEIVABLE	616,810.92	1.00	616,810
ESTIMATED SALES TAX RECV	4,212,970.00	3,799,153.00	413,817
OTHER MISC. RECEIVABLES	1,125.00	1,125.00	0
TOTAL RECEIVABLES	4,952,237.92	3,891,541.34	1,060,697
INVENTORY - VEHICLE PARTS & SUPPLIES	420,228.12	293,235.73	126,992
INVENTORY - DIESEL FUEL	18,295.46	24,250.51	-5,955
INVENTORY - LUBRICANTS	31,304.08	30,880.04	424
INVENTORY - HYDROGEN	4,608.00	11,478.00	-6,870
INVENTORY - REBUILDS	29,401.12	29,401.12	0
TOTAL INVENTORIES	503,836.78	389,245.40	114,591
WIP - OTHER CAPITAL PROJECTS	429,206.09	771.96	428,434
WIP - GATEWAY RENOVATION	5,320.20	98,844.80	-93,525
WIP - RADIO PROJECT	73,975.93	73,975.93	0
WIP - PLANNING	70.66	70.66	0
WIP - BUS PURCHASES	271,147.54	238,955.07	32,192
WIP - MAINTENANCE PROJECTS	172,163.39	65,671.37	106,492
WIP - IT PROJECTS	208,320.30	141,275.90	67,044
WIP - MAHONING ROAD CORRIDOR	0.00	151,695.16	-151,695
WIP - ONE-CALL/ONE-CLICK	4,645.00	4,645.00	0
WIP - BUILDING EXPANSION PROJECT	6,276.93	0.00	6,277
WIP - RESEARCH	7,937.98	10,969.16	-3,031
WIP - WAYNE COUNTY	31,062.99	0.00	31,063
WIP - HYDROGEN PROJECT	9,870.00	9,870.00	0
WIP - MASSILLON PROJECT			
WIP - CTE MHCOE HYDROGEN PROJECT	11,345.60	11,345.60	0
WIP - RHFCC HYDROGEN PROJECT	4,789.09	7,369.09	-2,580
WIP - 5310 ENHANCED MOBILITY FOR DISABILITIES	5,931.72	6,517.20	-585
WIP - FIXED ASSET CLEARING	8,772,921.47	15,752,490.84	-6,979,569
TOTAL WORK IN PROCESS	10,014,984.89	16,574,467.74	-6,559,483
LAND	1,786,920.21	932,672.21	854,248
BLDG & IMPROVEMENTS	22,897,777.40	22,611,217.40	286,560
30', 35' & 40' BUSES	35,393,732.68	29,519,708.73	5,874,024
LIGHT DUTY BUSES	5,889,264.52	5,409,008.64	480,256
AUTOS & PICKUPS	621,148.71	621,148.71	0
LIFE EXTENDING OVERHAULS	413,072.46	367,872.28	45,200
COMPUTER HARDWARE	764,738.06	783,237.64	-18,500
SOFTWARE/MISC	2,082,873.87	2,082,873.87	0
FURNITURE & FIXTURES	109,939.59	153,263.33	-43,324
ELECTRONICS	1,044,845.32	766,842.49	278,003
MACHINERY & EQUIPMENT	1,583,338.35	1,544,500.80	38,838
SIGNS & SHELTERS	1,175,453.27	241,027.81	934,425
BUS M&E FAREBOXES RADIOS	5,963,088.46	5,975,947.31	-12,859
TOTAL FIXED ASSETS	79,726,192.90	71,009,321.22	8,716,872
ACC DEPR - BLDG	-7,191,105.52	-6,625,505.17	-565,600
ACC DEPR - 30' 35' 40'	-15,870,553.41	-14,477,135.51	-1,393,418
ACC DEPR - LT DU	-4,056,491.60	-3,676,366.26	-380,125
ACC DEPR - AUTOS	-530,757.03	-473,635.23	-57,122
ACC DEPR - OVERH	-216,504.38	-198,628.97	-17,875
ACC DEPR - HARDW	-528,113.96	-478,236.61	-49,877
ACC DEPR - FURN	-65,547.85	-100,325.96	34,778
ACC DEPR - ELECT	-766,254.91	-688,964.35	-77,291
ACC DEPR - MACH	-1,243,447.16	-1,165,100.43	-78,347
ACC DEPR - SIGNS	-392,300.03	-200,735.38	-191,565

Stark Area Regional Transit Authority
Comparative Balance Sheet
For the Eleven Months Ending Tuesday, November 30, 2021

	CURRENT YTD	LAST YTD	VARIANCE
ACC DEPR - BUS M	-6,840,808.63	-6,771,756.17	-69,052
ACC AMORT - SOFTWARE & MISC ASSETS	-2,060,507.24	-2,032,365.07	-28,142
TOTAL ACC DEPR + AMORT	-39,762,391.72	-36,888,755.11	-2,873,637
NET CAPITAL ASSETS	39,963,801.18	34,120,566.11	5,843,235
PREPAID INSURANCE	51,746.07	51,061.48	685
OTHER PREPAID EXPENSES	58,259.10	622,684.46	-564,425
NET PENSION ASSET	92,230.00	46,104.00	46,126
DEFERRED OUTFLOW-OPEB	1,776,657.00	799,135.00	977,522
DEFERRED OUTFLOW OF RESOURCES	2,646,449.01	5,666,826.01	-3,020,377
TOTAL OTHER ASSETS	4,625,341.18	7,185,810.95	-2,560,470
TOTAL ASSETS	72,974,489.09	76,554,397.96	-3,579,909
ACCOUNTS PAYABLE	360,891.00	281,749.90	79,141
ACCRUED PURCHASES	310,171.64	327,128.25	-16,957
TOTAL ACCOUNTS PAYABLE	671,062.64	608,878.15	62,184
ACCRUED PAYROLL	195,408.26	143,652.88	51,755
ACCRUED VACATION	320,604.56	289,756.24	30,848
ACCRUED SICK LEAVE	498,347.37	486,118.67	12,229
ACCRUED HOLIDAYS	41,184.25	41,177.06	7
ACCRUED STATE TAX WITHELD	134.28	134.28	0
ACCRUED LOCAL TAX WITHELD	-10,667.72	-10,620.17	-48
ACCRUED MEDICARE - EMPLOYEES SHARE	4,657.75	3,841.33	816
ACCRUED MEDICARE - EMPLOYER SHARE	4,657.75	3,841.33	816
ACCRUED PERS-EMPLOYEES	76,855.54	66,031.01	10,825
ACCRUED PERS-EMPLOYER	134,809.62	119,009.43	15,800
ACCRUED BENEFITS - VDSTDTL	36,436.85	26,913.46	9,523
ACCRUED UNION BENEFITS - VDH	-10,866.50	18,577.93	-29,444
UNION DUES LIABILITY	-22,180.75	0.00	-22,181
GARNISHMENT LIABILITY	282.80	0.00	283
MISCELLANEOUS DEDUCTION LIABILITY	59.78	43.78	16
CHILD SUPPORT LIABILITY	4,864.34	-1.50	4,866
YMCA DUES LIABILITY	4,439.61	6,088.50	-1,649
SUPPLEMENTAL INSURANCE LIAB	5,509.56	6,419.29	-910
EMPLOYEES DEF. COMPENSATION LIAB	4,413.60	4,413.60	0
VOLUNTARY LEVY CONTRIBUTIONS	0.00	133.00	-133
FLEXIBLE SPENDING LIABILITY	35,576.57	34,675.31	901
CURRENT LIAB - WORKERS' COMP	116,826.07	103,928.21	12,898
TOTAL PAYROLL LIABILITIES	1,441,353.59	1,344,133.64	97,220
OTHER CURR LIABILITIES-MISC	556,047.69	436,202.51	119,845
CURRENT LIAB.-FEDERAL GOVT	534,887.53	534,887.53	0
NET OPEB LIABILITY	9,358,311.00	8,412,928.00	945,383
NET PENSION LIABILITY	13,747,029.00	18,129,742.00	-4,382,713
DEFERRED INFLOWS-OPEB	1,332,384.00	22,827.00	1,309,557
DEFERRED INFLOWS OF RESOURCES	2,956,922.00	262,010.00	2,694,912
TOTAL OTHER LIABILITIES	28,485,581.22	27,798,597.04	686,984
TOTAL LIABILITIES	30,597,997.45	29,751,608.83	846,389
FEDERAL GOVT CAPITAL GRANT	6,743,048.29	7,277,935.82	-534,888
STATE GOVT CAPITAL GRANT	656,930.17	656,930.17	0
NON-GOVT DONATIONS	217,429.00	217,429.00	0
UNRESTRICTED PENSION	-11,878,714.47	-12,413,602.00	534,888
ACCUMULATED EARNINGS<LOSSES>	48,134,212.64	45,948,479.50	2,185,733
NET REVENUE	-1,496,413.99	5,115,616.64	-6,612,031
TOTAL LIABILITIES & ACCUMULATED EARNINGS	72,974,489.09	76,554,397.96	-3,579,909

STARK AREA REGIONAL TRANSIT AUTHORITY
 DETAILED INCOME STATEMENT
 For the Period Ending 11/30/2021

	November 2021 Actual	November 2021 Budget	November 2020 Prior Yr Actual	Jan 21-Nov 21 Acutal	Jan 21-Nov 21 Budget	Jan 20-Nov 20 Prior Yr Actual	-over/under Budget
CASH FARES	34,325	27,917	35,671	406,381	307,083	330,242	-99,298
ADULT PASSES	15,076	17,500	8,503	233,765	192,500	198,630	-41,265
FULL FARE TICKETS	11,247	9,167	6,540	134,897	100,833	93,818	-34,064
SUMMER BLAST PASS	0	0	0	0	-14	0	-14
STUDENT PASSES	440	833	880	18,700	9,167	7,755	-9,533
PROLINE CASH FARES	5,949	3,317	5,386	47,110	36,483	56,752	-10,627
REDUCED FARE TICKETS	1,025	767	857	10,896	8,440	9,453	-2,457
REDUCED FARE PASSES	7,361	6,083	6,593	80,738	66,917	72,610	-13,821
PROLINE TICKETS	2,628	1,917	1,433	17,751	21,083	20,041	3,332
PROLINE PASSES	6,489	4,333	5,229	45,905	47,667	51,246	1,762
CLEVELAND TICKETS	118	67	68	4,945	733	791	-4,211
TOTAL PASSENGER FARES	84,658	71,901	71,158	1,001,088	790,892	841,336	-210,196
CONTRACTED SERVICES	6,409	9,667	6,072	108,750	106,333	96,199	-2,417
WAYNE COUNTY SERVICES	200	0	0	6,131	0	0	-6,131
VETERANS TRANSPORT FARES	0	5,417	0	65,000	59,583	65,000	-5,417
SPECIAL SHUTTLE FARES	0	15	0	2,503	165	124	-2,338
TOTAL SPECIAL TRANSIT	6,609	15,098	6,072	182,384	166,082	161,323	-16,302
PROGRAM INCOME - ADVERTISING	23,476	2,918	3,474	88,845	32,097	36,151	-56,748
PROGRAM INCOME - CONCESSIONS	97	0	39	803	-19	39	-822
PROGRAM INCOME - RENT	0	0	0	0	0	1,050	0
PROGRAM INCOME - BUS WASH	0	208	0	500	2,292	1,650	1,792
SUBTOTAL PROGRAM INCOME	23,573	3,126	3,514	90,148	34,370	38,891	-55,778
MISC TRANSP. REVENUE	511	25	14	7,559	275	134	-7,284
TOTAL AUX TRANS REVENUE	511	25	14	7,559	275	134	-7,284
INTEREST INCOME	1,714	6,667	2,179	4,913	73,333	68,620	68,420
TOTAL INTEREST & DISCOUNT REVENUE	1,714	6,667	2,179	4,913	73,333	68,620	68,420
PARKING FACILITY REVENUE-MASSILLON	0	0	0	0	-23	0	-23
FUEL TAX REFUND	8,596	7,917	8,669	100,455	87,083	91,129	-13,372
CNG ROYALTIES	0	83	0	698	917	662	219
CNG - UTILITY REIMBURSEMENT	1,813	517	318	9,770	5,683	5,448	-4,087
MISC REV-NONTRANSPORTATION	1,000	833	169,819	916,051	9,167	282,675	-906,884
MISC REV-EXTRAORDINARY ITEM	100	0	59,696	236,104	0	59,696	-236,104
TOTAL NON-TRANSPORTATION REVENUE	11,509	9,350	238,502	1,263,078	102,827	439,610	-1,160,251
SALES TAX REVENUE	1,431,233	1,320,325	1,220,820	15,861,909	13,661,813	13,509,854	-2,200,096
TOTAL SALES TAX REVENUE	1,431,233	1,320,325	1,220,820	15,861,909	13,661,813	13,509,854	-2,200,096
TOTAL REVENUES	1,559,807	1,426,492	1,542,259	18,411,078	14,829,591	15,059,767	-3,581,487

STARK AREA REGIONAL TRANSIT AUTHORITY
 DETAILED INCOME STATEMENT
 For the Period Ending 11/30/2021

	November 2021 Actual	November 2021 Budget	November 2020 Prior Yr Actual	Jan 21-Nov 21 Acutal	Jan 21-Nov 21 Budget	Jan 20-Nov 20 Prior Yr Actual	-over/under Budget
EXPENSES							
EXECUTIVE OFFICE							
EX - SAL & WAGES-FIXED	11,061	8,488	6,894	103,111	93,367	97,393	-9,744
EX - SAL & WAGES-PARATRANSIT	5,698	4,373	3,552	53,118	48,098	50,219	-5,019
EX - WAGE/BENEFIT CONTRA	0	0	0	0	0	-2,373	0
EX - INCENTIVES	0	58	0	650	642	450	-8
EX - MEDICARE TAX	277	222	188	2,597	2,445	2,421	-152
EX - PERS	5,095	3,665	3,290	40,104	40,313	36,721	209
EX - HEALTH INSURANCE	1,532	1,346	1,145	14,273	14,801	12,099	528
EX - LIFE INSURANCE	14	19	29	261	204	354	-57
EX - STD INSURANCE	14	28	7	92	309	85	217
EX - VISION	28	27	19	237	295	228	58
EX - DENTAL	3	82	58	231	897	693	666
EX - UNEMPLOYMENT	0	0	0	0	0	-15	0
EX - WORKERS' COMP	318	307	206	2,007	3,380	1,201	1,373
EX - SICK LEAVE	0	729	0	0	8,014	0	8,014
EX - HOLIDAY,FUNERAL,OTHER	1,008	729	653	8,205	8,014	3,932	-191
EX - VACATION	3,463	1,681	2,612	10,843	18,493	9,621	7,649
EX - UNIFORMS	0	8	0	100	92	90	-8
EX - YMCA & MISC BENEFITS	0	50	0	0	550	37	550
TOTAL EXECUTIVE OFFICES WAGES & B...	28,511	21,810	18,653	235,828	239,912	213,156	4,084
EX - ADVERTISING	0	83	0	0	917	0	917
EX - PTS LEGAL-GENERAL	73,741	35,278	45,433	567,241	388,055	334,847	-179,186
EX - PTS-OTHER	0	1,667	0	40	18,333	0	18,293
EX - CLINIC	4,980	7,000	6,640	79,680	77,000	79,140	-2,680
EX - CLINIC SUPPLIES	6,303	5,500	4,013	25,279	60,500	31,811	35,221
EX - OFFICE SUPPLIES	0	46	0	464	504	-119	40
EX - LEGAL ADS	0	42	0	0	458	0	458
EX - TRAINING & TRAVEL EXPENSE	384	1,250	1	8,552	13,750	762	5,198
EX - EXPENDABLE ASSETS	0	125	0	172	1,375	0	1,203
TOTAL EXECUTIVE OFFICE	113,919	72,800	74,740	917,257	800,805	659,597	-116,452
TRANSPORTATION							
TR - SAL & WAGES-FIXED	290,306	308,362	254,108	3,270,509	3,391,978	3,305,543	121,469
TR - SAL & WAGES-PARATRANSIT	148,184	158,853	117,747	1,415,485	1,747,383	1,435,787	331,898
TR - WAGE & BENEFIT CONTRA	0	0	-83	-36	0	-2,216	36
TR - WAGE CONTRA	0	0	0	0	63	0	63
TR - INCENTIVE	1,650	7,479	1,800	112,075	82,271	49,750	-29,804
TR - MEDICARE TAX	6,438	7,646	5,991	76,522	84,101	76,607	7,579
TR - PERS	109,980	117,012	99,507	1,179,654	1,287,137	1,198,121	107,482
TR - HEALTH INSURANCE	207,323	181,651	157,298	1,870,509	1,998,166	1,665,269	127,657
TR - LIFE INSURANCE	821	2,498	908	10,128	27,474	10,978	17,347
TR - STD INSURANCE	835	3,793	935	10,394	41,723	11,339	31,329
TR - VISION	1,824	2,263	2,041	22,904	24,888	24,922	1,984
TR - DENTAL	6,535	8,105	7,310	82,073	89,150	89,273	7,077
TR - UNEMPLOYMENT	0	1,667	0	15,741	18,333	8,178	2,593
TR - WORKERS' COMP	7,650	9,892	6,412	62,882	108,807	-29,815	45,924
TR - HOLIDAY,FUNERAL,OTHER	30,763	26,274	32,400	251,431	289,009	247,920	37,578
TR - VACATION	15,583	26,313	20,966	274,127	289,447	261,256	15,320
TR - SICK COVID	4,194	0	17,689	32,542	0	87,762	-32,542
TR - UNIFORMS	248	4,167	0	33,545	45,833	33,433	12,288
TR - YMCA & MISC BENEFITS	0	458	0	4,453	5,042	3,123	589

Date Printed 1/7/2022
 Time Printed 1:46 PM

Page 2 of 10

STARK AREA REGIONAL TRANSIT AUTHORITY
 DETAILED INCOME STATEMENT
 For the Period Ending 11/30/2021

	November 2021 Actual	November 2021 Budget	November 2020 Prior Yr Actual	Jan 21-Nov 21 Actual	Jan 21-Nov 21 Budget	Jan 20-Nov 20 Prior Yr Actual	-over/under Budget
TA - SAL & WAGES-FIXED	45,325	52,478	46,331	545,567	577,253	534,716	31,685
TA - SAL & WAGES-PARATRANSIT	23,349	27,034	23,759	280,424	297,373	273,794	16,949
TA - WAGE/BENEFIT CONTRA	0	0	0	0	80	0	80
TA - INCENTIVE	300	2,526	100	15,475	27,781	6,850	12,306
TA - MEDICARE TAX	1,083	1,342	1,146	13,716	14,761	13,765	1,045
TA - PERS	20,138	21,801	20,444	227,749	239,812	229,304	12,063
TA - HEALTH INSURANCE	31,554	25,566	22,970	287,401	281,223	230,086	-6,178
TA - LIFE INSURANCE	124	352	135	1,506	3,867	1,635	2,361
TA - STD INSURANCE	127	534	135	1,512	5,872	1,635	4,360
TA - VISION	259	510	299	3,269	5,614	3,623	2,345
TA - DENTAL	90	1,551	753	3,105	17,056	9,070	13,951
TA - UNEMPLOYMENT	0	0	0	0	89	0	89
TA - WORKERS' COMP	1,296	1,802	1,296	11,494	19,817	-793	8,324
TA - SICK COVID	0	0	818	1,799	0	13,945	-1,799
TA - SICK LEAVE	1,638	4,477	152	29,879	49,251	32,171	19,371
TA - HOLIDAY,FUNERAL,OTHER	6,496	4,477	7,507	45,453	49,251	49,778	3,798
TA - VACATION	7,001	5,558	7,124	43,552	61,133	56,930	17,582
TA - UNIFORMS	544	396	0	4,793	4,354	4,350	-439
TA - YMCA & MISC BENEFITS	0	142	0	550	1,558	573	1,009
TA - TRAINING & TRAVEL	1,611	1,667	699	3,584	18,333	9,186	14,749
TOTAL TRANSPORTATION WAGES & BENE...	973,270	1,018,641	858,694	10,245,764	11,205,281	9,947,847	959,517
TR - PTS-OTHER	0	4,167	2,815	34,567	45,833	32,056	11,267
TR - OFFICE SUPPLIES	196	167	84	1,053	1,833	1,230	780
TR - PRINTING	0	2,917	-1,702	299	32,083	21,483	31,784
TR - OMS-GEN'L FUNCTION	0	167	0	0	1,833	0	1,833
TR - DUES & SUBSCRIPTIONS	0	104	0	0	1,146	0	1,146
TR - LEGAL ADS	0	42	0	0	458	93	458
TR - TRAINING & TRAVEL EXPENSE	2,000	833	0	2,000	9,167	5,199	7,167
TR - EXPENDABLE ASSETS	3,973	208	0	4,508	2,292	1,646	-2,217
TOTAL TRANSPORTATION	979,439	1,027,245	859,891	10,288,192	11,299,926	10,009,554	1,011,735
MAINTENANCE							
MA - SAL & WAGES-FIXED	20,665	15,728	18,371	237,204	173,005	234,360	-64,199
MA - SAL & WAGES-PARATRANSIT	10,646	8,102	9,464	122,196	89,124	120,731	-33,072
MA - WAGE/BENEFIT CONTRA	0	-333	0	0	-3,667	-4,991	-3,667
MA - INCENTIVE	200	558	0	9,975	6,141	2,825	-3,834
MA - MEDICARE TAX	512	402	493	6,235	4,419	5,963	-1,815
MA - PERS	9,334	6,551	8,632	101,071	72,056	98,804	-29,015
MA - HEALTH INSURANCE	12,599	9,419	9,196	114,954	103,609	99,515	-11,345
MA - LIFE INSURANCE	50	130	50	604	1,425	605	821
MA - STD INSURANCE	50	197	50	595	2,163	595	1,569
MA - VISION	133	188	133	1,599	2,068	1,599	469
MA - DENTAL	24	571	366	1,481	6,284	4,387	4,803
MA - UNEMPLOYMENT	0	0	0	0	116	0	116
MA - WORKERS' COMP	596	549	513	4,984	6,041	-508	1,057
MA - SICK COVID	0	0	1,375	0	0	1,584	0
MA - SICK LEAVE	1,340	1,365	48	12,144	15,012	5,569	2,868
MA - HOLIDAY,FUNERAL,OTHER	2,941	1,365	4,759	23,181	15,012	22,516	-8,168
MA - VACATION	3,298	2,100	1,950	25,405	23,095	25,925	-2,310
MA - UNIFORMS	459	146	106	1,742	1,604	798	-138
MA - YMCA & MISC BENEFITS	0	21	0	0	229	45	229
MS - SAL & WAGES-FIXED	15,383	16,982	50,276	168,571	186,806	186,710	18,235

Date Printed 1/7/2022
 Time Printed 1:46 PM

STARK AREA REGIONAL TRANSIT AUTHORITY
 DETAILED INCOME STATEMENT
 For the Period Ending 11/30/2021

	November 2021 Actual	November 2021 Budget	November 2020 Prior Yr Actual	Jan 21-Nov 21 Actual	Jan 21-Nov 21 Budget	Jan 20-Nov 20 Prior Yr Actual	-over/under Budget
MS - SAL & WAGES-PARATRANSIT	8,010	8,749	25,900	86,904	96,234	96,163	9,330
MS - INCENTIVE	0	377	0	7,600	4,148	2,525	-3,452
MS - MEDICARE TAX	342	369	1,114	4,229	4,059	4,507	-170
MS - PERS	5,802	6,447	5,666	65,003	70,912	58,337	5,908
MS - HEALTH INSURANCE	12,435	10,765	7,936	114,602	118,410	82,096	3,807
MS - LIFE INSURANCE	58	148	50	688	1,628	582	940
MS - STD INSURANCE	57	225	50	676	2,472	581	1,796
MS - VISION	116	134	93	1,190	1,475	1,237	284
MS - DENTAL	415	480	332	4,264	5,283	4,430	1,018
MS - WORKERS' COMP	401	576	1,514	3,323	6,341	-447	3,017
MS - HOLIDAY,FUNERAL,OTHER	1,653	1,543	940	14,752	16,970	12,645	2,219
MS - VACATION	578	1,377	647	13,645	15,152	14,148	1,507
MS - SICK COVID	0	0	1,512	3,177	0	3,162	-3,177
MS - UNIFORMS	298	683	-467	5,138	7,517	4,371	2,379
MS - YMCA & MISC BENEFITS	0	21	0	0	229	74	229
MT - SAL & WAGES-FIXED	38,354	40,443	33,118	408,097	444,871	403,851	36,774
MT - SAL & WAGES-PARATRANSIT	19,758	20,834	17,061	210,115	229,176	207,981	19,061
MT - WAGE/BENEFIT CONTRA	0	0	0	0	140	0	140
MT - INCENTIVE	400	819	200	14,175	9,006	5,950	-5,169
MT - MEDICARE TAX	865	1,003	812	10,053	11,037	9,888	984
MT - PERS	14,663	15,448	13,165	153,820	169,923	153,475	16,104
MT - HEALTH INSURANCE	23,320	20,184	16,939	211,761	222,019	179,391	10,257
MT - LIFE INSURANCE	103	278	96	1,164	3,053	1,214	1,889
MT - STD INSURANCE	106	421	130	1,438	4,636	1,621	3,197
MT - VISION	232	251	216	2,682	2,766	2,636	83
MT - DENTAL	831	901	775	9,608	9,906	9,442	297
MT - UNEMPLOYMENT	0	0	0	0	149	0	149
MT - WORKERS' COMP	996	1,340	876	8,046	14,735	-2,107	6,689
MT - HOLIDAY	4,513	3,585	4,228	33,286	39,435	34,683	6,149
MT - VACATION	2,344	3,517	2,782	33,298	38,682	27,070	5,385
MT - SICK COVID	0	0	2,396	2,731	0	9,182	-2,731
MT - UNIFORMS	306	1,083	553	8,564	11,917	10,479	3,353
MT - YMCA & MISC BENEFITS	0	21	0	0	229	0	229
MT - TOOLS	1,000	583	0	3,865	6,417	5,959	2,551
MBGE - SAL & WAGES-FIXED	6,177	9,012	7,552	88,387	99,135	95,971	10,747
MBGE - SAL & WAGES-PARATRANSIT	3,182	4,643	3,891	45,533	51,069	49,439	5,536
MBGE - INCENTIVE	0	233	0	4,775	2,567	1,625	-2,208
MBGE - MEDICARE TAX	153	229	197	2,370	2,519	2,416	149
MBGE - PERS	2,881	3,735	3,474	38,291	41,081	40,611	2,790
MBGE - HEALTH INSURANCE	6,319	5,382	4,579	57,352	59,205	48,397	1,853
MBGE - LIFE INSURANCE	20	74	27	299	814	319	515
MBGE - STD INSURANCE	21	112	28	315	1,237	340	921
MBGE - VISION	36	107	55	595	1,182	662	586
MBGE - DENTAL	10	326	154	641	3,591	1,843	2,950
MBGE - WORKERS' COMP	184	313	220	1,892	3,443	-690	1,551
MBGE - SICK COVID	0	0	0	838	0	838	-838
MBGE - SICK LEAVE	185	778	191	4,800	8,559	3,778	3,759
MBGE - HOLIDAY,FUNERAL,OTHER	1,369	778	1,427	8,119	8,559	8,824	440
MBGE - VACATION	1,093	1,128	1,415	12,307	12,408	9,763	101
MBGE - UNIFORMS	346	258	122	2,433	2,842	1,873	409
MBGE - YMCA & MISC BENEFITS	0	42	0	0	458	0	458
TOTAL MAINTENANCE WAGES & BENEFITS	238,157	233,793	267,744	2,538,781	2,572,131	2,418,170	33,350

Date Printed 1/7/2022
 Time Printed 1:46 PM

STARK AREA REGIONAL TRANSIT AUTHORITY
 DETAILED INCOME STATEMENT
 For the Period Ending 11/30/2021

	November 2021 Actual	November 2021 Budget	November 2020 Prior Yr Actual	Jan 21-Nov 21 Actual	Jan 21-Nov 21 Budget	Jan 20-Nov 20 Prior Yr Actual	-over/under Budget
M - TEMPORARY HELP	4,106	1,667	1,364	34,947	18,333	10,772	-16,614
M - PRINTING	0	208	0	0	2,292	0	2,292
M - CMS SERVICING REVENUE VEHICLES	0	8	0	0	92	354	92
M - CMS REV VEH-FIXED	73,172	5,000	2,270	205,568	55,000	57,486	-150,568
M - CMS REV VEH-PARATRANSIT	22,499	4,167	990	61,151	45,833	45,457	-15,318
M - CMS-NON REV VEHICLES	0	583	0	13,983	6,417	1,058	-7,567
M - CMS-FAREBOX PARTS-FIXED	1,700	125	0	6,098	1,375	81	-4,723
M - CMS-FAREBOX PARTS-PARATRANSIT	0	0	0	0	178	0	178
M - CMS-BLDG GRND. & EQUIPMENT	25,169	13,833	29,436	143,090	152,167	116,113	9,077
M - CMS-RADIO EQUIP-FIXED	0	125	0	912	1,375	122	463
M - CMS-RADIO EQUIP-PARATRANSIT	0	125	0	0	1,375	0	1,375
M - CMS-SECURITY SYSTEM	57	208	744	6,291	2,292	2,788	-3,999
M - CMS - CNG FUELING STATION	15,740	15,000	1,081	156,708	165,000	165,729	8,292
M - CMS - HYDROGEN FUELING STATION	22,394	18,958	14,697	179,455	208,542	175,686	29,086
M - DIESEL FUEL-FIXED	20,428	27,472	28,442	250,949	302,188	300,681	51,239
M - DIESEL FUEL-PARATRANSIT	12,279	18,445	12,975	138,191	202,895	142,270	64,704
M - LUBRICANTS-FIXED	815	1,667	755	10,403	18,333	11,384	7,930
M - LUBRICANTS-PARATRANSIT	228	1,667	165	2,501	18,333	5,845	15,833
M - FUEL TAX EXP-FIXED	2,094	5,417	2,633	29,379	59,583	27,738	30,205
M - FUEL TAX EXP-PARATRANSIT	3,191	5,417	2,697	32,379	59,583	25,992	27,204
M - CNG FUEL-FIXED	15,003	8,333	7,379	129,411	91,667	82,665	-37,744
M - CNG FUEL-PARATRANSIT	6,985	4,167	1,762	43,369	45,833	38,808	2,464
M - CNG FUEL SUPPORT VEHICLES	238	833	105	2,280	9,167	2,228	6,887
M - CNG FUEL PUBLIC	454	833	0	4,314	9,167	1,632	4,852
M - HYDROGEN-FIXED	36,496	37,500	12,882	323,124	412,500	164,805	89,376
M - HYDROGEN-PARA	0	0	0	127	0	0	-127
M - FUEL & LUBE-COMPANY VEHICLES	3,005	2,083	1,769	31,134	22,917	20,424	-8,217
M - TIRES & TUBES-FIXED	14,611	12,917	13,788	160,996	142,083	145,990	-18,913
M - TIRES & TUBES-PARATRANSIT	2,443	3,333	1,755	19,805	36,667	16,284	16,862
M - TIRES SUPPORT VEHICLES	614	333	0	4,911	3,667	3,209	-1,244
M - OMS-SUPPLIES	15,740	4,833	11,244	123,204	53,167	138,172	-70,037
M - FREIGHT	1,272	1,250	672	12,648	13,750	12,510	1,102
M - INSP & REPAIR-FIXED	28,446	39,167	29,797	434,103	430,833	409,800	-3,270
M - INSP & REPAIR-PARATRANSIT	18,282	20,000	17,508	233,636	220,000	208,600	-13,636
M - INSP & REPAIR-CO. VEHICLES	319	773	349	13,499	8,498	5,647	-5,002
M - OMS-MAINT EQUIPMENT	4,785	6,167	2,213	74,262	67,833	65,479	-6,429
M - OMS FIXED ROUTE	912	4,583	2,346	40,820	50,417	42,053	9,597
M - OMS PARATRANSIT	-416	5,392	1,068	15,301	59,307	44,300	44,006
M - CORE CHARGES/CREDITS	-2,655	1,000	744	-255	11,000	9,764	11,255
M - OMS-COMPANY VEHICLES	0	867	0	905	9,533	3,206	8,628
M - FAREBOX PARTS-FIXED	0	208	0	75	2,292	0	2,217
M - FAREBOX PARTS-PARATRANSIT	286	83	0	286	917	0	631
M - OFFICE SUPPLIES	36	142	362	278	1,558	595	1,280
M - COMMUNICATIONS MODEMS AVAIL	2,788	1,800	1,410	21,970	19,800	16,561	-2,170
M - BLDG & GROUNDS OMS	16,800	13,242	6,090	161,632	145,658	108,283	-15,974
M - LABOR INSURANCE REC-3RD PARTY	0	-42	0	0	-458	0	-458
M - OMS INSURANCE REC-3RD PARTY	0	-167	0	0	-1,833	0	-1,833
M - PROPERTY INSURANCE	14,418	7,500	7,065	79,298	82,500	77,720	3,202
M - OMS INSURANCE REC-OTRP	-822	-3,333	-54,665	-44,099	-36,667	-77,980	7,433
M - LABOR INSURANCE REC-OTRP	-169	-1,250	0	-1,050	-13,750	-2,264	-12,700
M - TRAINING & TRAVEL EXPENSE	179	2,917	0	218	32,083	19,263	31,866
M - DUES & SUBSCRIPTIONS	3,150	750	0	9,720	8,250	6,960	-1,470

Date Printed 1/7/2022
 Time Printed 1:46 PM

STARK AREA REGIONAL TRANSIT AUTHORITY
 DETAILED INCOME STATEMENT
 For the Period Ending 11/30/2021

	November 2021 <u>Actual</u>	November 2021 <u>Budget</u>	November 2020 <u>Prior Yr Actual</u>	Jan 21-Nov 21 <u>Actual</u>	Jan 21-Nov 21 <u>Budget</u>	Jan 20-Nov 20 <u>Prior Yr Actual</u>	<u>-over/under</u> <u>Budget</u>
M - EXPENDABLE ASSETS	0	267	0	2,807	2,933	134	126
TOTAL MAINTENANCE	625,230	530,365	431,635	5,709,516	5,834,603	5,072,572	125,087
FINANCE							
FIN - SAL & WAGES-FIXED	19,628	16,823	16,289	217,112	185,055	212,989	-32,058
FIN - SAL & WAGES-PARATRANSIT	10,112	8,667	8,392	111,846	95,332	109,722	-16,514
FIN - WAGE/BENEFIT CONTRA	0	0	0	0	0	-10,734	0
FIN - MEDICARE TAX	485	425	436	5,758	4,672	5,225	-1,086
FIN - INCENTIVE	300	340	300	14,025	3,735	2,800	-10,290
FIN - PERS	8,984	6,948	7,762	91,072	76,426	87,739	-14,646
FIN - HEALTH INSURANCE	9,382	8,073	6,906	86,062	88,808	73,058	2,746
FIN - LIFE INSURANCE	50	111	42	482	1,221	510	739
FIN - STD INSURANCE	50	169	42	478	1,854	510	1,376
FIN - VISION	112	161	93	1,156	1,773	1,161	617
FIN - DENTAL	24	490	202	888	5,386	2,425	4,498
FIN - WORKERS' COMP	557	582	482	4,856	6,407	253	1,550
FIN - SICK COVID	625	0	0	625	0	0	-625
FIN - SICK LEAVE	1,477	1,448	79	19,554	15,923	5,120	-3,631
FIN - HOLIDAY,FUNERAL,OTHER	3,200	1,448	4,281	22,798	15,923	19,822	-6,875
FIN - VACATION	2,291	2,012	3,002	19,145	22,133	17,277	2,988
FIN - UNIFORMS	0	50	0	548	550	578	2
FIN - YMCA & MISC BENEFITS	0	58	0	0	642	149	642
TOTAL FINANCE WAGES & BENEFITS	57,276	47,803	48,310	596,404	525,838	528,602	-70,566
TOTAL FINANCE WAGES & BENEFITS							
FIN - SOFTWARE SERVICE	0	42	0	0	458	0	458
FIN - PTS OTHER	2,008	5,000	1,620	55,345	55,000	46,115	-345
FIN - TEMPORARY HELP	0	1,667	0	10,282	18,333	0	8,052
FIN - OFFICE SUPPLIES	454	208	0	1,425	2,292	125	866
FIN - PRINTING	0	6	0	0	69	0	69
FIN - DUES & SUBSCRIPTIONS	0	708	0	0	7,792	5,857	7,792
FIN - LEGAL ADS	0	42	0	176	458	760	282
FIN - TRAINING & TRAVEL EXPENSE	2,058	2,500	0	3,562	27,500	4,782	23,938
FIN - EXPENDABLE ASSETS	407	83	0	1,297	917	620	-381
TOTAL FINANCE	62,204	58,060	49,930	668,492	638,656	586,861	-29,836
INFORMATION TECHNOLOGY							
IT - SAL & WAGES-FIXED	11,121	8,208	10,032	121,769	90,285	118,073	-31,483
IT - SAL & WAGES-PARATRANSIT	5,729	4,228	5,168	62,729	46,511	60,903	-16,218
IT - WAGE/BENEFIT CONTRA	0	0	0	0	251	0	251
IT - MEDICARE TAX	249	206	235	3,063	2,270	2,849	-793
IT - INCENTIVE	150	115	150	7,175	1,260	1,150	-5,915
IT - PERS	4,627	3,388	4,069	51,003	37,263	47,876	-13,740
IT - HEALTH INSURANCE	4,710	4,037	3,434	42,935	44,403	37,427	1,469
IT - LIFE INSURANCE	22	56	22	259	611	259	351
IT - STD INSURANCE	21	84	21	255	927	255	672
IT - VISION	57	81	57	685	886	685	201
IT - DENTAL	10	245	173	706	2,693	2,079	1,987
IT - WORKERS' COMP	293	284	320	2,701	3,124	1,582	423
IT - SICK COVID	0	0	0	381	0	0	-381
IT - SICK LEAVE	122	706	0	4,704	7,763	3,458	3,060
IT - HOLIDAY,FUNERAL,OTHER	1,529	706	1,235	10,923	7,763	7,964	-3,160

Date Printed 1/7/2022
 Time Printed 1:46 PM

STARK AREA REGIONAL TRANSIT AUTHORITY
 DETAILED INCOME STATEMENT
 For the Period Ending 11/30/2021

	November 2021 Actual	November 2021 Budget	November 2020 Prior Yr Actual	Jan 21-Nov 21 Actual	Jan 21-Nov 21 Budget	Jan 20-Nov 20 Prior Yr Actual	-over/under Budget
IT - VACATION	630	973	370	11,609	10,704	8,584	-905
IT - UNIFORMS	0	25	0	279	275	283	-4
IT - YMCA & MISC BENEFITS	0	42	0	260	458	335	198
TOTAL INFORMATION TECHNOLOGY WAG...	29,269	23,382	25,286	321,436	257,448	293,764	-63,988
IT - HARDWARE SERVICE CONTRACTS	10,382	14,583	10,685	114,198	160,417	118,518	46,219
IT - SOFTWARE SERVICE CONTRACTS	15,983	17,500	14,419	177,461	192,500	160,040	15,039
IT - PTS-OTHER	4,000	1,083	0	9,526	11,917	10,477	2,390
IT - EXPENDABLE ASSETS & SOFTWARE	407	833	1,129	407	9,167	6,024	8,759
IT - OFFICE SUPPLIES	125	17	0	860	183	310	-677
IT - POSTAGE	0	0	0	20	0	0	-20
IT - DUES & SUBSCRIPTIONS	216	42	0	2,873	458	0	-2,415
IT - LEGAL ADS	0	42	0	0	458	177	458
IT - TRAINING EXPENSE	1,147	2,083	0	1,501	22,917	1,764	21,415
TOTAL INFORMATION TECHNOLOGY	61,528	59,565	51,519	628,284	655,464	591,073	27,180
BOARD							
PLANNING /CUSTOMER RELATIONS							
PL - SAL & WAGES-FIXED	25,237	33,603	21,199	280,242	369,636	262,354	89,394
PL - SAL & WAGES-PARATRANSIT	19,973	17,311	18,026	226,501	190,418	240,530	-36,082
PL - WAGE/BENEFIT CONTRA	0	-833	0	0	-9,167	-19,111	-9,167
PL - MEDICARE TAX	792	834	658	8,665	9,179	8,336	514
PL - INCENTIVE	3,200	396	300	18,000	4,354	5,000	-13,646
PL - PERS	14,155	13,716	11,773	143,651	150,872	140,443	7,221
PL - HEALTH INSURANCE	21,846	21,529	17,208	198,012	236,820	190,638	38,808
PL - LIFE INSURANCE	121	296	96	1,199	3,256	1,211	2,057
PL - STD INSURANCE	120	450	99	1,232	4,945	1,257	3,713
PL - VISION	292	430	223	2,882	4,727	2,676	1,845
PL - DENTAL	57	326	606	2,555	3,591	7,201	1,036
PL - WORKERS' COMP	882	1,150	816	7,213	12,647	-1,282	5,434
PL - SICK COVID	231	0	0	7,756	0	5,152	-7,756
PL - SICK LEAVE	2,861	2,932	502	23,096	32,247	10,415	9,151
PL - HOLIDAY	4,449	2,857	5,453	28,824	31,432	34,691	2,608
PL - VACATION	5,929	3,377	3,574	30,595	37,149	30,937	6,554
PL - UNIFORMS	0	271	0	2,748	2,979	2,517	231
PL - YMCA & MISC BENEFITS	0	67	0	340	733	507	393
TOTAL PLANNING WAGES & BENEFITS	100,146	98,711	80,532	983,510	1,085,818	923,472	102,307
PL - PTS OTHER	43,779	15,833	5,411	152,310	174,167	67,691	21,856
PL - TEMPORARY HELP	0	0	0	0	304	0	304
PL - TRAVEL TRAINER	23,465	1,667	0	23,465	18,333	2,002	-5,132
PL - SCHEDULES	0	0	0	0	293	0	293
PL - OFFICE SUPPLIES	320	250	-1,039	2,112	2,750	1,863	638
PL - PRINTING	0	6,250	672	6,040	68,750	2,693	62,710
PL - DUES & SUBSCRIPTIONS	679	2,500	553	16,100	27,500	8,414	11,400
PL - TRAINING & TRAVEL EXPENSE	2,506	2,917	0	11,247	32,083	3,739	20,837
PL - ADVERTISING	85,268	30,833	22,128	218,281	339,167	127,707	120,886
PL - EVENTS	105	1,833	0	1,921	20,167	820	18,246
PL - PROMOTIONAL MATERIALS	9,537	5,417	3,950	14,933	59,583	26,815	44,650
PL - NTD	0	0	0	0	301	0	301
PL - LEGAL ADS	567	167	0	832	1,833	0	1,002
PL - EXPENDABLE ASSETS	1,222	283	0	2,119	3,117	764	998
TOTAL PLANNING	267,594	166,661	112,207	1,432,869	1,834,165	1,165,981	401,296

Date Printed 1/7/2022
 Time Printed 1:46 PM

Page 7 of 10

STARK AREA REGIONAL TRANSIT AUTHORITY
 DETAILED INCOME STATEMENT
 For the Period Ending 11/30/2021

	November 2021 Actual	November 2021 Budget	November 2020 Prior Yr Actual	Jan 21-Nov 21 Acutal	Jan 21-Nov 21 Budget	Jan 20-Nov 20 Prior Yr Actual	-over/under Budget
HUMAN RESOURCE							
HR - SAL & WAGES-FIXED	12,621	11,810	11,354	127,237	129,905	130,732	2,669
HR - SAL & WAGES-PARATRANSIT	6,502	6,084	5,849	65,546	66,921	67,347	1,375
HR - MEDICARE TAX	282	296	255	3,335	3,256	3,108	-79
HR - PERS	5,223	4,845	4,560	54,374	53,298	52,142	-1,077
HR - INCENTIVE	0	223	0	6,925	2,452	2,475	-4,473
HR - HEALTH INSURANCE	6,280	5,382	4,579	57,306	59,205	48,397	1,899
HR - LIFE INSURANCE	29	74	29	331	814	346	483
HR - STD INSURANCE	28	112	28	325	1,237	340	911
HR - VISION	76	107	76	884	1,182	914	297
HR - DENTAL	14	326	231	915	3,591	2,772	2,676
HR - WORKERS' COMP	336	406	286	2,700	4,468	-108	1,767
HR - SICK COVID	0	0	0	1,840	0	0	-1,840
HR - SICK LEAVE	0	1,009	-304	10,197	11,104	1,744	906
HR - HOLIDAY,FUNERAL,OTHER	1,822	1,009	1,106	10,044	11,104	9,538	1,059
HR - VACATION	817	1,286	994	11,444	14,144	7,546	2,700
HR - UNIFORMS	0	33	0	288	367	394	79
HR - TUITION REIMBURSEMENT	0	2,083	0	0	22,917	9,139	22,917
HR - YMCA & MISC BENEFITS	0	25	0	39	275	90	236
TOTAL HUMAN RESOURCES WAGES & BEN...	34,030	35,112	29,041	353,732	386,237	336,916	32,505
HR - PTS-LEGAL GENERAL	0	0	0	0	322	0	322
HR - PTS-OTHER	6,877	2,542	1,528	26,252	27,958	19,392	1,707
HR - TEMPORARY HELP	0	167	0	0	1,833	0	1,833
HR - PRINTING	0	42	0	0	458	544	458
HR - OFFICE SUPPLIES	599	83	741	2,896	917	2,409	-1,979
HR - POSTAGE	-57	0	0	0	0	0	0
HR - DUES & SUBSCRIPTIONS	0	208	0	98	2,292	0	2,194
HR - EVENTS	1,176	417	0	1,578	4,583	0	3,005
HR - LEGAL ADS	0	417	0	1,714	4,583	0	2,869
HR - EMPLOYEE RELATIONS	1,882	2,500	797	16,065	27,500	23,630	11,435
HR - WELLNESS PROGRAM	487	2,500	783	16,520	27,500	23,935	10,980
HR - TRAINING & TRAVEL EXPENSE	537	1,667	0	-662	18,333	12,407	18,996
HR - EXPENDABLE ASSETS	407	83	130	522	917	130	394
TOTAL HUMAN RESOURCE	45,939	45,737	33,020	418,715	503,433	419,363	84,718
GENERAL							
GEN - SPECIAL LEGAL	0	0	0	0	334	0	334
GEN - LEGAL ADS	432	42	0	697	458	2,077	-239
GEN - PTS-OTHER	19,197	10,000	2,861	69,658	110,000	67,003	40,342
GEN - SECURITY SERVICES	15,261	17,667	19,884	195,703	194,333	199,948	-1,370
GEN - OFFICE EXPENSES	3,657	3,333	1,849	20,274	36,667	21,312	16,392
GEN - OFFICE EXPENSE-IT	275	167	15	1,511	1,833	1,020	322
GEN - EXPENDABLE ASSETS	0	46	0	0	504	45	504
GEN - UTILITIES-ELECTRIC	19,453	25,000	15,506	197,906	275,000	196,777	77,094
GEN - UTILITIES-ELECTRIC - CNG	6,149	4,583	6,128	67,373	50,417	53,625	-16,957
GEN - UTILITIES-OTHER	2,261	2,500	2,758	32,271	27,500	28,768	-4,771
GEN - UTILITIES-TELEPHONE	6,130	9,971	7,914	85,487	109,680	82,606	24,193
GEN - UTILITIES-TELEPHONE - CNG	223	200	208	2,229	2,200	2,229	-29
GEN - UTILITIES-NATURAL GAS	4,412	14,583	3,186	78,708	160,417	68,387	81,709
GEN - UTILITIES & MAINT MASSILLON	0	667	0	0	7,333	0	7,333
GEN - INSURANCE MASSILLON	0	0	0	0	351	0	351

Date Printed 1/7/2022
 Time Printed 1:46 PM

Page 8 of 10

STARK AREA REGIONAL TRANSIT AUTHORITY
 DETAILED INCOME STATEMENT
 For the Period Ending 11/30/2021

	November 2021 Actual	November 2021 Budget	November 2020 Prior Yr Actual	Jan 21-Nov 21 Acutal	Jan 21-Nov 21 Budget	Jan 20-Nov 20 Prior Yr Actual	-over/under Budget
PREM FOR PUBLIC LIAB & PROPERTY DAMA...	75,299	38,362	36,836	414,146	421,985	405,199	7,838
PREM FOR EXCESS INSURANCE	13,775	6,491	7,153	75,919	71,398	78,685	-4,520
GEN - PAYOUTS-DEDUCTIBLES	0	2,333	25,951	15,195	25,667	42,324	10,472
GEN - PROPERTY TAXES	0	2,500	0	20,725	27,500	6,400	6,775
GEN - DUES & SUBSCRIPTIONS	5,076	4,167	2,968	49,560	45,833	36,171	-3,727
GEN - BAD DEBT EXPENSE	0	250	0	0	2,750	0	2,750
GEN - EMPLOYEE RELATIONS	100	0	0	100	355	0	255
GEN - SAFETY	441	208	77	2,449	2,292	1,729	-157
GEN - FEES	15,590	1,067	758	44,037	11,733	14,332	-32,304
GEN - FEES CREDIT CARD	1,423	3,183	1,023	14,348	35,017	4,486	20,669
GEN - ADVERSTING COMMISSION	-4,538	0	0	-14,650	0	0	14,650
GEN - ADVERSTING	-15,488	0	0	-21,438	0	0	21,438
GEN - SALES TAX COLLECTION EXPENSE	14,481	12,500	12,837	157,832	137,500	138,157	-20,332
GEN - POSTAGE	57	417	0	507	4,583	235	4,076
GEN - MISCELLANEOUS	0	379	0	545	4,172	0	3,627
GEN - CTE MCHOE	0	0	0	0	362	94,332	362
GEN - CTE RFHCC	14,692	15,308	-17,134	64,856	168,392	266,941	103,536
SUBGRANTEE - 5310 ENHANCED MOBILITY	22,450	49,396	11,251	208,030	543,354	176,105	335,324
SUBGRANTEE - CALSTART HYDROGEN	0	11,205	0	0	123,253	0	123,253
SUBGRANTEE - RESEARCH	171,138	155,824	57,428	463,116	1,714,069	84,402	1,250,952
TOTAL GENERAL EXPENSES	391,947	392,349	199,457	2,247,094	4,317,241	2,073,294	2,070,147
TOTAL EXPENSES	2,547,801	2,352,782	1,812,399	22,310,419	25,884,294	20,578,295	3,573,875
OPERATING INCOME (LOSS) EXCLUDING PREVENTIVE MAINTENANCE GRANTS	-987,994	-926,291	-270,140	-3,899,341	-11,054,703	-5,518,528	-7,155,362
RESTRICTED REVENUE FROM CAPITAL G...							
TOTAL LOCAL CASH GRANTS							
STATE CAPITAL GRANTS	101,052	120,134	0	274,836	1,321,469	3,221,896	1,046,634
TOTAL STATE GRANTS	101,052	120,134	0	274,836	1,321,469	3,221,896	1,046,634
FG - 5310 ENHANCED MOBILITY	22,450	0	11,251	203,276	0	177,180	-203,276
SUBGRANTEE CONTRACTS CONTRA	0	75,909	0	0	834,999	0	834,999
FG - PLANNING	18,772	54,377	0	70,580	598,144	10,671	527,564
FCG - PREVENTIVE MAINTENANCE	134,249	390,369	1,260	2,225,227	4,294,058	2,206,457	2,068,831
FCG - HYDROGEN PROJECT CALSTART	0	0	0	56,060	0	0	-56,060
FEDERAL GRANTS	0	413,192	0	1,610,446	4,545,107	3,668,333	2,934,662
FEDERAL GRANTS-OTHER	171,138	155,824	57,429	463,115	1,714,069	84,403	1,250,954
FEDERAL CAPITAL GRANTS	201,929	1,406,061	318,148	2,176,262	15,466,670	4,736,396	13,290,408
TOTAL FEDERAL GRANTS	548,537	2,495,732	388,088	6,804,965	27,453,047	10,883,441	20,648,082
TOTAL GRANTS	649,589	2,615,865	388,088	7,079,801	28,774,517	14,105,336	21,694,716
DEPRECIATION & AMORTIZATION							
DEPRECIATION EXP-GRANTS	327,828	250,000	274,066	3,451,124	2,750,000	3,002,050	-701,124
DEPRECIATION EXP-LOCAL MATCH	48,794	37,500	41,190	505,989	412,500	449,661	-93,489
GENERAL AMORTIZATION	689	20,833	2,311	22,173	229,167	25,417	206,994
MISCELLANEOUS AMORTIZATION	0	0	0	0	371	0	371
TOTAL DEPRECIATION & AMORTIZATION	377,311	308,333	317,567	3,979,286	3,392,038	3,477,128	-587,248
GAIN/LOSS ON DISPOSAL	0	5,000	0	-2,412	55,000	-5,936	57,412
GEN - SETTLEMENTS/LOSSES	0	1,250	0	700,000	13,750	0	-686,250
TOTAL GAIN/LOSS ON DISPOSAL OF ASSE...	0	6,250	0	697,588	68,750	-5,936	-628,838

Date Printed 1/7/2022
 Time Printed 1:46 PM

Page 9 of 10

STARK AREA REGIONAL TRANSIT AUTHORITY
 DETAILED INCOME STATEMENT
 For the Period Ending 11/30/2021

	<u>November 2021 Actual</u>	<u>November 2021 Budget</u>	<u>November 2020 Prior Yr Actual</u>	<u>Jan 21-Nov 21 Actual</u>	<u>Jan 21-Nov 21 Budget</u>	<u>Jan 20-Nov 20 Prior Yr Actual</u>	<u>-over/under Budget</u>
NET INCOME AFTER DEPRECIATION,AMO...	-715,716	1,374,991	-199,620	-1,496,414	14,259,026	5,115,617	15,755,440

*Stark Area Regional Transit Authority
Summary Income Statement
For the Eleven Months Ending Tuesday, November 30, 2021*

	<u>2021</u>	<u>2020</u>
TOTAL FARES	1,183,471	1,002,659
TOTAL PROGRAM INCOME	90,148	38,891
TOTAL AUX TRANS REVENUE	7,559	134
TOTAL INTEREST & DISCOUNT REVENUE	4,913	68,620
TOTAL NON-TRANSPORTATION REVENUE	1,263,078	439,610
TOTAL SALES TAX REVENUE	<u>15,861,909</u>	<u>13,509,854</u>
TOTAL REVENUES	18,411,078	15,059,767
TOTAL WAGES	9,346,832	9,361,135
TOTAL HEALTH	3,055,166	2,666,374
TOTAL PERS & BENEFITS	2,869,873	2,616,093
PROFESSIONAL SERVICES - LEGAL	567,241	334,847
PROFESSIONAL SERVICES - OTHER	452,658	353,684
MATERIALS	2,045,906	1,714,486
SUPPLIES	614,857	502,007
FUEL	935,804	770,742
UTILITIES	463,973	432,392
CASUALTY & LIABILITY INSURANCE	569,363	561,603
FUEL TAX	61,758	53,730
DUES & SUBSCRIPTIONS	78,350	57,402
ADVERTISING	200,625	155,343
TRAINING	30,001	57,101
LEGAL ADS	3,419	3,107
EXPENDABLE ASSETS	11,834	9,364
TUITION REIMBURSEMENT	0	9,139
WELLNESS	16,520	23,935
SECURITY/SAFETY	198,152	201,677
LEASES & RENTS	0	0
EMPLOYEE RELATIONS	16,165	23,630
BOARD	0	0
GENERAL EXPENSES	35,920	48,723
SUBGRANTEE	<u>736,002</u>	<u>621,779</u>
TOTAL EXPENSES	22,310,419	20,578,295
OPERATING INCOME (LOSS) EXCLUDING	-3,899,341	-5,518,528
TOTAL STATE GRANTS	274,836	3,221,896
TOTAL FEDERAL GRANTS	<u>6,804,965</u>	<u>10,883,441</u>
TOTAL GRANTS	7,079,801	14,105,336
TOTAL DEPRECIATION & AMORTIZATION	3,979,286	3,477,128
TOTAL GAIN/LOSS ON DISPOSAL OF ASSETS	697,588	-5,936
NET INCOME AFTER DEPRECIATION,AMORTIZATION & DISPOSALS	-1,496,414	5,115,617

Document Number	Vendor Name	Document Amount	Document Date	Purpose
094401	AEP OHIO	19,896.86	11/11/2021	
094427	AEP OHIO	2,066.53	11/30/2021	
094422	AKERS SIGNS LTD	4,212.75	11/11/2021	
094402	ALLIANCE WATER UTILITY	210.00	11/11/2021	
094403	AQUA OHIO INC	49.86	11/11/2021	
094404	AT&T - 5019	3,907.38	11/11/2021	
094428	AXLE SURGEONS OF NORTHEAST OHIO	595.00	11/30/2021	
094405	BAE SYSTEMS CONTROLS INC	3,500.00	11/11/2021	
094406	"BALLARD POWER SYSTEMS	8,722.00	11/11/2021	
094429	"BALLARD POWER SYSTEMS	1,730.00	11/30/2021	
094407	BRINKS INC.	1,923.93	11/11/2021	
094455	BRINKS INC.	10.20	11/30/2021	
094430	BUS COALITION	1,500.00	11/30/2021	
094408	CANTON CITY UTILITIES	1,106.64	11/11/2021	
094409	CASH	142.43	11/11/2021	
094410	CFIS GROUP	711.48	11/11/2021	
094431	CFIS GROUP	1,359.36	11/30/2021	
094411	CLEAN ENERGY	12,778.87	11/11/2021	
094432	CLEAN ENERGY	2,961.50	11/30/2021	
094433	COLUMBIA GAS OF OHIO	125.18	11/30/2021	
094412	CUMMINS SALES AND SERVICE	2,263.87	11/11/2021	
094434	CUMMINS SALES AND SERVICE	3,941.05	11/30/2021	
094426	DOMINION EAST OHIO	6,236.59	11/17/2021	
094413	ELDORADO NATIONAL - CALIFORNIA	2,120.73	11/11/2021	
094435	ELDORADO NATIONAL - CALIFORNIA	131.58	11/30/2021	
094436	FINGER LAKES SYSTEM CHEMSITRY	456.00	11/30/2021	
094414	FP MAILING SOLUTIONS	56.85	11/11/2021	
094423	GOODYEAR TIRE AND RUBBER	15,858.96	11/11/2021	
094437	GOODYEAR TIRE AND RUBBER	17,053.77	11/30/2021	
094438	HANOVER DISPLAYS	1,320.72	11/30/2021	
094415	INTERSTATE GAS SUPPLY INC	14,742.78	11/11/2021	
094439	INTERSTATE GAS SUPPLY INC	20,703.23	11/30/2021	
094440	LEGAL SHIELD	654.00	11/30/2021	
094416	MLK COMMISSION	7,500.00	11/11/2021	
094417	MSC INDUSTRIAL SUPPLY CO	842.91	11/11/2021	
094441	MSC INDUSTRIAL SUPPLY CO	984.68	11/30/2021	
094442	NORTHERN MOBILE ELECTRIC	47.00	11/30/2021	
094332	OHIO AFSCME CAREPLAN	11,512.50	11/12/2021	
094400	OHIO AFSCME CAREPLAN	11,512.50	11/12/2021	
094443	OHIO EDISON	980.18	11/30/2021	
094418	PEOPLE	16.00	11/11/2021	
094444	PEOPLE	16.00	11/30/2021	
094424	PROGRESSIVE CHEVROLET	2,079.77	11/11/2021	
094445	PROGRESSIVE CHEVROLET	965.50	11/30/2021	
094446	FRED PRYOR SEMINARS	5,191.00	11/30/2021	
094447	ROYAL PUBLISHING INC	550.00	11/30/2021	
094448	SAFEGUARD PREMIER BRANDING SOLUTION	10,892.53	11/30/2021	
094449	STARK SOIL & WATER CONSERVATION	1,190.20	11/30/2021	
094450	STANDARD INS CO	1,750.43	11/30/2021	
094419	STARK COUNTY SANITARY ENGINEERING	326.70	11/11/2021	
094425	TANK	148,560.00	11/17/2021	
094420	TURBO IMAGES	28,418.06	11/11/2021	
094451	TURBO IMAGES	3,158.82	11/30/2021	
094421	UPS FREIGHT	279.07	11/11/2021	
094452	UPS FREIGHT	237.11	11/30/2021	
094453	VERIZON WIRELESS	1,485.15	11/30/2021	
094454	YMCA OF WAYNE COUNTY	5,000.00	11/30/2021	

End Report

Vendor Name	Document Number	Document Amount	Document Date	Purpose
AEP OHIO	094401	19,896.86	11/11/2021	
AEP OHIO	094427	2,066.53	11/30/2021	
AKERS SIGNS LTD	094422	4,212.75	11/11/2021	
ALLIANCE WATER UTILITY	094402	210.00	11/11/2021	
AQUA OHIO INC	094403	49.86	11/11/2021	
AT&T - 5019	094404	3,907.38	11/11/2021	
AXLE SURGEONS OF NORTHEAST OHIO	094428	595.00	11/30/2021	
BAE SYSTEMS CONTROLS INC	094405	3,500.00	11/11/2021	
"BALLARD POWER SYSTEMS	094406	8,722.00	11/11/2021	
"BALLARD POWER SYSTEMS	094429	1,730.00	11/30/2021	
BRINKS INC.	094407	1,923.93	11/11/2021	
BRINKS INC.	094455	10.20	11/30/2021	
BUS COALITION	094430	1,500.00	11/30/2021	
CANTON CITY UTILITIES	094408	1,106.64	11/11/2021	
CASH	094409	142.43	11/11/2021	
CFIS GROUP	094410	711.48	11/11/2021	
CFIS GROUP	094431	1,359.36	11/30/2021	
CLEAN ENERGY	094411	12,778.87	11/11/2021	
CLEAN ENERGY	094432	2,961.50	11/30/2021	
COLUMBIA GAS OF OHIO	094433	125.18	11/30/2021	
CUMMINS SALES AND SERVICE	094412	2,263.87	11/11/2021	
CUMMINS SALES AND SERVICE	094434	3,941.05	11/30/2021	
DOMINION EAST OHIO	094426	6,236.59	11/17/2021	
ELDORADO NATIONAL - CALIFORNIA	094413	2,120.73	11/11/2021	
ELDORADO NATIONAL - CALIFORNIA	094435	131.58	11/30/2021	
FINGER LAKES SYSTEM CHEMSITRY	094436	456.00	11/30/2021	
FP MAILING SOLUTIONS	094414	56.85	11/11/2021	
GOODYEAR TIRE AND RUBBER	094423	15,858.96	11/11/2021	
GOODYEAR TIRE AND RUBBER	094437	17,053.77	11/30/2021	
HANOVER DISPLAYS	094438	1,320.72	11/30/2021	
INTERSTATE GAS SUPPLY INC	094415	14,742.78	11/11/2021	
INTERSTATE GAS SUPPLY INC	094439	20,703.23	11/30/2021	
LEGAL SHIELD	094440	654.00	11/30/2021	
MLK COMMISSION	094416	7,500.00	11/11/2021	
MSC INDUSTRIAL SUPPLY CO	094417	842.91	11/11/2021	
MSC INDUSTRIAL SUPPLY CO	094441	984.68	11/30/2021	
NORTHERN MOBILE ELECTRIC	094442	47.00	11/30/2021	
OHIO AFSCME CAREPLAN	094332	11,512.50	11/12/2021	
OHIO AFSCME CAREPLAN	094400	11,512.50	11/12/2021	
OHIO EDISON	094443	980.18	11/30/2021	
PEOPLE	094418	16.00	11/11/2021	
PEOPLE	094444	16.00	11/30/2021	
PROGRESSIVE CHEVROLET	094424	2,079.77	11/11/2021	
PROGRESSIVE CHEVROLET	094445	965.50	11/30/2021	
FRED PRYOR SEMINARS	094446	5,191.00	11/30/2021	
ROYAL PUBLISHING INC	094447	550.00	11/30/2021	
SAFEGUARD PREMIER BRANDING SOLUTION	094448	10,892.53	11/30/2021	
STARK SOIL & WATER CONSERVATION	094449	1,190.20	11/30/2021	
STANDARD INS CO	094450	1,750.43	11/30/2021	
STARK COUNTY SANITARY ENGINEERING	094419	326.70	11/11/2021	
TANK	094425	148,560.00	11/17/2021	
TURBO IMAGES	094420	28,418.06	11/11/2021	
TURBO IMAGES	094451	3,158.82	11/30/2021	
UPS FREIGHT	094421	279.07	11/11/2021	
UPS FREIGHT	094452	237.11	11/30/2021	
VERIZON WIRELESS	094453	1,485.15	11/30/2021	
YMCA OF WAYNE COUNTY	094454	5,000.00	11/30/2021	

End Report

Document Number	Vendor Name	Document Amount	Document Date	Purpose
000102611	AMERICAN HERITAGE LIFE INS CO	844.44	11/9/2021	
000103057	CANAL FULTON TAX	120.30	11/26/2021	
000102535	CANTON CITY INCOME TAX	9,821.41	11/12/2021	
000103055	CANTON CITY INCOME TAX	9,969.02	11/26/2021	
000102529	CONSUMER DRIVEN ADMINISTRATORS LLC	505.00	11/10/2021	
000102613	COLONIAL SUPPLEMENTAL INSURANCE	942.59	11/11/2021	
000103061	COLONIAL SUPPLEMENTAL INSURANCE	942.60	11/26/2021	
000103058	DALTON TAX	31.50	11/26/2021	
000102614	HEALTH TP OF OHIO	310,000.00	11/9/2021	
000102426	HUNTINGTON BANK - EA1W18	9,956.22	11/8/2021	
000102425	HUNTINGTON BANK - EA1W18	9,956.22	11/9/2021	Voided
000102534	INTERNAL REVENUE SERVICE	46,441.36	11/12/2021	
000103054	INTERNAL REVENUE SERVICE	47,341.60	11/26/2021	
000102610	OHIO CSPC	4,828.62	11/11/2021	
000103062	OHIO CSPC	4,828.62	11/26/2021	
000102536	OHIO DEPT OF TAXATION	9,540.02	11/12/2021	
000103056	OHIO DEPT OF TAXATION	9,719.74	11/26/2021	
000102612	OHIO PUBLIC EMPLOYEES	8,560.00	11/11/2021	
000103060	OHIO PUBLIC EMPLOYEES	8,770.00	11/23/2021	
000102530	OHIO TRANSIT RISK POOL	112,949.03	11/12/2021	
000103063	OPERS	187,169.27	11/29/2021	
000103059	SEBRING TAX	32.10	11/26/2021	

EFT-Payables Generated Payments

Document Number	Vendor Name	Document Amount	Document Date	Purpose
EFT000000004140	"BUSINESS SOFTWARE	1,700.00	11/4/2021	
EFT000000004137	AIR PRODUCTS AND CHEMICALS INC	9,006.09	11/4/2021	
EFT000000004161	AIRGAS USA LLC	457.47	11/4/2021	
EFT000000004138	AMERICAN FOOD & VENDING	266.78	11/4/2021	
EFT000000004139	AUTOMOTIVE DISTRIBUTORS WAREHOUSE	3,576.81	11/4/2021	
EFT000000004141	CANTON TOWING	1,512.50	11/4/2021	
EFT000000004142	CHARLES STREET ASSOCIATES	1,156.17	11/4/2021	
EFT000000004143	CINTAS	571.62	11/4/2021	
EFT000000004144	CJM SOLUTIONS LLC	8,345.95	11/4/2021	
EFT000000004145	COMMUNITY ACTION WAYNE MEDINA	1,112.82	11/4/2021	
EFT000000004146	CONSOLIDATED GRAPHICS GROUP INC	1,499.50	11/4/2021	
EFT000000004147	CULLIGAN OF CANTON	333.00	11/4/2021	
EFT000000004148	DE LAGE LANDEN FINANCIAL SEVICES INC	489.00	11/4/2021	
EFT000000004149	DELL MARKETING L.P.	19,392.44	11/4/2021	
EFT000000004150	DON SMITH AUTO PARTS	237.72	11/4/2021	
EFT000000004151	EMPLOYER HCS	11,282.98	11/4/2021	
EFT000000004153	GILLIG LLC	5,558.73	11/4/2021	
EFT000000004154	GLADIUEX ENEGY	15,279.00	11/4/2021	
EFT000000004155	INDEPENDENT ELEVATOR CO.	172.00	11/4/2021	
EFT000000004156	J. P. BOYLAN CO. & SONS	80.00	11/4/2021	
EFT000000004157	M CONLEY	1,494.18	11/4/2021	
EFT000000004158	MEDICAID BILLING SOLUTIONS INC	13.60	11/4/2021	
EFT000000004159	MOHAWK MFG. & SUPPLY CO.	2,035.64	11/4/2021	
EFT000000004152	MONNA FRANKOVITS	2,000.25	11/4/2021	Advertising commission
EFT000000004160	MUNCIE RECLAMATION & SPLY	1,032.74	11/4/2021	
EFT000000004162	PORTS PETROLEUM CO. INC.	567.00	11/4/2021	
EFT000000004163	REDMONDS PARTS & SUPPY INC.	1,578.76	11/4/2021	
EFT000000004164	SPEEDIE	570.00	11/4/2021	
EFT000000004165	STALEY TECH INC	22,834.50	11/4/2021	
EFT000000004166	TESCO	6,490.96	11/4/2021	
EFT000000004167	VESCO OIL	1,539.10	11/4/2021	
EFT000000004168	WDJQ.FM RADIO STATION	10,499.91	11/4/2021	
EFT000000004169	AFSCME	3,659.87	11/10/2021	
EFT000000004170	AIR PRODUCTS AND CHEMICALS INC	6,264.90	11/10/2021	
EFT000000004171	AMERICAN FOOD & VENDING	65.52	11/10/2021	
EFT000000004194	AUTOMOTIVE DISTRIBUTORS WAREHOUSE	1,718.08	11/10/2021	
EFT000000004173	CANTON PEST CONTROL	47.00	11/10/2021	
EFT000000004174	CANTON POLICE PATROLMENS	4,712.00	11/10/2021	
EFT000000004175	CINTAS	467.53	11/10/2021	
EFT000000004176	CITIZENS FOR SARTA	180.00	11/10/2021	
EFT000000004177	COMPASS MEDIA LLC	5,575.00	11/10/2021	
EFT000000004178	CONSOLIDATED GRAPHICS GROUP INC	330.00	11/10/2021	
EFT000000004179	CORNERSTONE INFORMATION ASSURANCE LTD	2,167.00	11/10/2021	
EFT000000004195	DON SMITH AUTO PARTS	45.64	11/10/2021	
EFT000000004180	GILLIG LLC	1,336.16	11/10/2021	
EFT000000004181	HEAVY LIFT SYSTEMS INC.	520.00	11/10/2021	
EFT000000004182	METRO CLEVELAND SECURITY INC	4,143.75	11/10/2021	
EFT000000004183	MOHAWK MFG. & SUPPLY CO.	371.64	11/10/2021	
EFT000000004184	MUNCIE RECLAMATION & SPLY	2,653.70	11/10/2021	

EFT-Payables Generated Payments

Document Number	Vendor Name	Document Amount	Document Date	Purpose
EFT000000004185	REDMONDS PARTS & SUPPY INC.	611.09	11/10/2021	
EFT000000004172	RICHARD L. BOWEN & ASSOCIATES	7,050.35	11/10/2021	
EFT000000004186	SAFETY-KLEEN	823.92	11/10/2021	
EFT000000004187	SIMA MARKETING	1,159.75	11/10/2021	
EFT000000004188	SUPERIOR SPRING INC	177.06	11/10/2021	
EFT000000004189	TESCO	1,098.23	11/10/2021	
EFT000000004191	THE WORKSHOPS INC.	1,972.76	11/10/2021	
EFT000000004190	VESCO OIL	1,060.50	11/10/2021	
EFT000000004192	W.W. GRAINGER INC.	791.79	11/10/2021	
EFT000000004193	YMCA OF CENTRAL STARK COUNTY	2,387.00	11/10/2021	
EFT000000004196	ABBOTT ELECTRIC INC	23,600.00	11/17/2021	
EFT000000004197	AIR PRODUCTS AND CHEMICALS INC	9,578.62	11/17/2021	
EFT000000004198	AMERICAN FOOD & VENDING	399.19	11/17/2021	
EFT000000004199	AUTOMOTIVE DISTRIBUTORS WAREHOUSE	234.57	11/17/2021	
EFT000000004200	AVAIL TECHNOLOGIES	1,103.62	11/17/2021	
EFT000000004202	BRAD'S CARPET CLEANING	725.00	11/17/2021	
EFT000000004203	CANTON PEST CONTROL	94.00	11/17/2021	
EFT000000004204	CANTON TOWING	1,607.50	11/17/2021	
EFT000000004205	CINTAS	411.03	11/17/2021	
EFT000000004231	D & W DIESEL INC	288.00	11/17/2021	
EFT000000004206	DE LAGE LANDEN FINANCIAL SEVICES INC	239.00	11/17/2021	
EFT000000004207	DON SMITH AUTO PARTS	113.85	11/17/2021	
EFT000000004208	EMPACO EQUIPMENT CORP	3,623.64	11/17/2021	
EFT000000004209	GILLIG LLC	1,877.26	11/17/2021	
EFT000000004210	GLADIUEX ENEGY	15,896.27	11/17/2021	
EFT000000004211	GRAPHIC ENTERPRISES INC	29.62	11/17/2021	
EFT000000004213	J. P. BOYLAN CO. & SONS	300.00	11/17/2021	
EFT000000004230	JACOB DOLINGER	500.00	11/17/2021	Tool allowance
EFT000000004214	KWGD	54,025.46	11/17/2021	
EFT000000004212	MARK D HENNING	2,275.00	11/17/2021	Consultant
EFT000000004215	MOHAWK MFG. & SUPPLY CO.	905.89	11/17/2021	
EFT000000004216	MUNCIE RECLAMATION & SPLY	745.51	11/17/2021	
EFT000000004217	OHIO AFSCME CAREPLAN	10,898.50	11/17/2021	
EFT000000004218	PORTS PETROLEUM CO. INC.	421.21	11/17/2021	
EFT000000004219	RALPH C. WILLIAMS INC	56.67	11/17/2021	
EFT000000004220	REDMONDS PARTS & SUPPY INC.	1,934.58	11/17/2021	
EFT000000004201	RICHARD L. BOWEN & ASSOCIATES	13,921.32	11/17/2021	
EFT000000004223	SILCO	829.00	11/17/2021	
EFT000000004224	TESCO	1,544.13	11/17/2021	
EFT000000004221	THE REPOSITORY	790.25	11/17/2021	
EFT000000004226	THOMAS ENERGY CONSULTING	6,240.00	11/17/2021	
EFT000000004222	THOMAS SHAHEEN	153.00	11/17/2021	Safety glasses
EFT000000004225	TRANSPORT SPECIALISTS	749.10	11/17/2021	
EFT000000004227	TRAPEZE SOFTWARE GROUP	4,412.50	11/17/2021	
EFT000000004229	W.W. GRAINGER INC.	557.92	11/17/2021	
EFT000000004228	WHBC	5,200.00	11/17/2021	
EFT000000004232	ABBOTT ELECTRIC INC	18,075.00	11/24/2021	
EFT000000004233	AFSCME	3,659.87	11/24/2021	
EFT000000004234	AIR PRODUCTS AND CHEMICALS INC	18,843.25	11/24/2021	
EFT000000004235	AUTOMOTIVE DISTRIBUTORS WAREHOUSE	521.54	11/24/2021	
EFT000000004236	BRAD'S CARPET CLEANING	195.00	11/24/2021	
EFT000000004237	BUCKHILL FABRICATING INC	42.00	11/24/2021	
EFT000000004238	CALSTART	4,761.03	11/24/2021	
EFT000000004239	CANTON POLICE PATROLMENS	4,408.00	11/24/2021	
EFT000000004240	CANTON TOWING	1,295.00	11/24/2021	
EFT000000004262	CINTAS	843.26	11/24/2021	
EFT000000004241	CITIZENS FOR SARTA	183.00	11/24/2021	
EFT000000004254	CLEVELAND CLINIC MERCY HOSPITAL	3,431.75	11/24/2021	
EFT000000004243	CONSOLIDATED GRAPHICS GROUP INC	1,567.00	11/24/2021	
EFT000000004244	CORNERSTONE INFORMATION ASSURANCE LTD	750.00	11/24/2021	
EFT000000004245	CROSS TRUCK	697.50	11/24/2021	
EFT000000004247	GENFARE A DIVISION OF SPX CORP	298.46	11/24/2021	
EFT000000004248	GILLIG LLC	1,984.61	11/24/2021	
EFT000000004249	GRAPHIC ENTERPRISES INC	707.42	11/24/2021	
EFT000000004242	KIRT CONRAD	93.20	11/24/2021	Expense reimbursement
EFT000000004251	KRONOS SAASHR INC	2.85	11/24/2021	
EFT000000004250	MARK D HENNING	2,580.00	11/24/2021	Consultant
EFT000000004252	MCMMASTER - CARR	70.60	11/24/2021	
EFT000000004253	MEDICAID BILLING SOLUTIONS INC	107.05	11/24/2021	
EFT000000004255	METRO CLEVELAND SECURITY INC	4,575.00	11/24/2021	
EFT000000004246	MONNA FRANKOVITS	8,103.04	11/24/2021	Advertising commisson
EFT000000004256	MUNCIE RECLAMATION & SPLY	452.91	11/24/2021	
EFT000000004257	NEORIDE	3,176.95	11/24/2021	

EFT-Payables Generated Payments				
Document Number	Vendor Name	Document Amount	Document Date	Purpose
EFT000000004258	R STRATEGY GROUP	3,767.50	11/24/2021	
EFT000000004263	REDMONDS PARTS & SUPPY INC.	1,761.97	11/24/2021	
EFT000000004259	SPEEDIE	370.00	11/24/2021	
EFT000000004264	STANDARD PLUMBING AND HEAT	1,879.30	11/24/2021	
EFT000000004260	TANK INTEGRITY SERVICES INC	445.00	11/24/2021	
EFT000000004261	TESCO	910.91	11/24/2021	
EFT000000004265	AMERICAN FOOD & VENDING	158.68	11/30/2021	
EFT000000004266	AUTOMOTIVE DISTRIBUTORS WAREHOUSE	842.75	11/30/2021	
EFT000000004267	CANTON PEST CONTROL	37.00	11/30/2021	
EFT000000004268	CANTON TOWING	762.50	11/30/2021	
EFT000000004269	CINTAS	390.66	11/30/2021	
EFT000000004270	CONSOLIDATED GRAPHICS GROUP INC	2,614.00	11/30/2021	
EFT000000004273	D & W DIESEL INC	3,089.59	11/30/2021	
EFT000000004276	DANIEL HAWTHORNE	500.00	11/30/2021	Tool allowance
EFT000000004271	DELL MARKETING L.P.	1,798.89	11/30/2021	
EFT000000004272	DON SMITH AUTO PARTS	1,345.17	11/30/2021	
EFT000000004274	GILLIG LLC	4,442.62	11/30/2021	
EFT000000004277	GIOVANNI CUSTOMZ	4,542.50	11/30/2021	
EFT000000004275	GLADIUX ENEGY	15,888.13	11/30/2021	
EFT000000004283	J DAVID RESS	498.00	11/30/2021	
EFT000000004278	MOHAWK MFG. & SUPPLY CO.	1,174.56	11/30/2021	
EFT000000004279	MUNCIE RECLAMATION & SPLY	451.98	11/30/2021	
EFT000000004280	OHIO GRATING INC	3,181.00	11/30/2021	
EFT000000004281	PUBLIC SALT COMPANY	5,818.26	11/30/2021	
EFT000000004282	REDMONDS PARTS & SUPPY INC.	1,237.65	11/30/2021	
EFT000000004284	STAPLES ADVANTAGE	118.87	11/30/2021	
EFT000000004285	TESCO	792.25	11/30/2021	
EFT000000004286	VESCO OIL	3,471.93	11/30/2021	
EFT000000004287	W.W. GRAINGER INC.	319.80	11/30/2021	
	End Report			

Stark Area Regional Transit Authority
Comparative Balance Sheet
For the Ten Months Ending Sunday, October 31, 2021

	CURRENT YTD	LAST YTD	VARIANCE
CASH - HUNTINGTON-CHECKING	3,574,223.00	3,900,418.98	-326,196
CASH - HUNT-MERCHANT TRANSACTIONS	103,506.56	86,603.11	16,903
CASH - SAVINGS (STAR OHIO)	21,519.93	21,500.54	19
CASH - HUNT-FSA ACCOUNT	29,722.31	31,446.66	-1,724
CASH - HUNTINGTON MMX	2,282,093.68	2,780,379.19	-498,286
CASH - FIFTH THIRD BANK	6,078,734.11	6,097,199.37	-18,465
HUNTINGTON CDAR'S	1,000,742.96	1,019,571.32	-18,828
IMPREST FUND - FINANCE	500.00	500.00	0
IMPREST FUND - CORNERSTONE	450.00	450.00	0
IMPREST FUND - MAINTENANCE	50.00	50.00	0
IMPREST FUND - BV	300.00	300.00	0
IMPREST FUND - ALLIANCE	250.00	250.00	0
IMPREST FUND - MASSILLON	310.00	310.00	0
TOTAL CASH & EQUIVALENTS	13,092,402.55	13,938,979.17	-846,577
ACCOUNTS RECEIVABLE	116,706.42	156,453.19	-39,747
PROJECT RECEIVABLE	479,334.00	542,821.00	-63,487
ESTIMATED SALES TAX RECV	4,229,792.24	3,861,985.00	367,807
OTHER MISC. RECEIVABLES	1,125.00	1,125.00	0
TOTAL RECEIVABLES	4,826,957.66	4,562,384.19	264,573
INVENTORY - VEHICLE PARTS & SUPPLIES	403,391.49	297,261.50	106,130
INVENTORY - DIESEL FUEL	24,502.30	33,757.10	-9,255
INVENTORY - LUBRICANTS	32,346.16	31,423.77	922
INVENTORY - HYDROGEN	6,924.00	8,616.00	-1,692
INVENTORY - REBUILDS	29,401.12	29,401.12	0
TOTAL INVENTORIES	496,565.07	400,459.49	96,106
WIP - OTHER CAPITAL PROJECTS	333,275.09	771.96	332,503
WIP - GATEWAY RENOVATION	227,362.02	130,087.00	97,275
WIP - RADIO PROJECT	73,975.93	73,975.93	0
WIP - PLANNING	23,535.66	70.66	23,465
WIP - BUS PURCHASES	286,732.16	480,000.92	-193,269
WIP - MAINTENANCE PROJECTS	275,862.24	64,454.48	211,408
WIP - IT PROJECTS	256,062.22	140,787.84	115,274
WIP - MAHONING ROAD CORRIDOR	0.00	151,695.16	-151,695
WIP - ONE-CALL/ONE-CLICK	4,645.00	4,645.00	0
WIP - BUILDING EXPANSION PROJECT	94,001.50	0.00	94,002
WIP - RESEARCH	22,578.38	44,230.50	-21,652
WIP - WAYNE COUNTY	25,311.43	0.00	25,311
WIP - HYDROGEN PROJECT	9,870.00	9,870.00	0
WIP - MASSILLON PROJECT			
WIP - CTE MHCOE HYDROGEN PROJECT	11,345.60	11,345.60	0
WIP - RHFCC HYDROGEN PROJECT	4,789.09	23.09	4,766
WIP - 5310 ENHANCED MOBILITY FOR DISABILITIES	24,949.80	6,517.20	18,433
WIP - FIXED ASSET CLEARING	9,247,544.48	15,393,167.98	-6,145,624
TOTAL WORK IN PROCESS	10,921,840.60	16,511,643.32	-5,589,803
LAND	1,786,920.21	932,672.21	854,248
BLDG & IMPROVEMENTS	22,659,702.40	22,611,217.40	48,485
30', 35' & 40' BUSES	35,393,732.68	29,519,708.73	5,874,024
LIGHT DUTY BUSES	5,227,329.08	5,409,008.64	-181,680
AUTOS & PICKUPS	621,148.71	621,148.71	0
LIFE EXTENDING OVERHAULS	413,072.46	367,872.28	45,200
COMPUTER HARDWARE	764,738.06	776,737.64	-12,000
SOFTWARE/MISC	2,082,873.87	2,082,873.87	0
FURNITURE & FIXTURES	109,939.59	249,225.29	-139,286
ELECTRONICS	1,044,845.32	774,419.90	270,425
MACHINERY & EQUIPMENT	1,583,338.35	1,590,631.58	-7,293
SIGNS & SHELTERS	1,175,453.27	241,138.03	934,315
BUS M&E FAREBOXES RADIOS	5,963,088.46	6,055,283.77	-92,195
TOTAL FIXED ASSETS	78,826,182.46	71,231,938.05	7,594,244
ACC DEPR - BLDG	-7,143,148.35	-6,578,563.82	-564,585
ACC DEPR - 30' 35' 40'	-15,643,104.22	-14,296,137.43	-1,346,967
ACC DEPR - LT DU	-4,003,585.69	-3,623,968.59	-379,617
ACC DEPR - AUTOS	-525,996.87	-468,875.07	-57,122
ACC DEPR - OVERH	-214,491.61	-197,871.76	-16,620
ACC DEPR - HARDW	-522,122.30	-471,235.77	-50,887
ACC DEPR - FURN	-64,863.59	-196,612.26	131,749
ACC DEPR - ELECT	-759,989.71	-690,630.80	-69,359
ACC DEPR - MACH	-1,236,608.21	-1,208,791.95	-27,816
ACC DEPR - SIGNS	-375,865.34	-202,098.48	-173,767

Stark Area Regional Transit Authority
Comparative Balance Sheet
For the Ten Months Ending Sunday, October 31, 2021

	CURRENT YTD	LAST YTD	VARIANCE
ACC DEPR - BUS M	-6,835,589.26	-6,837,835.14	2,246
ACC AMORT - SOFTWARE & MISC ASSETS	-2,059,715.70	-2,029,709.17	-30,007
TOTAL ACC DEPR + AMORT	-39,385,080.85	-36,802,330.24	-2,582,751
NET CAPITAL ASSETS	39,441,101.61	34,429,607.81	5,011,494
PREPAID INSURANCE	42,288.68	102,116.30	-59,828
OTHER PREPAID EXPENSES	259,501.56	601,927.10	-342,426
NET PENSION ASSET	92,230.00	46,104.00	46,126
DEFERRED OUTFLOW-OPEB	1,776,657.00	799,135.00	977,522
DEFERRED OUTFLOW OF RESOURCES	2,646,449.01	5,666,826.01	-3,020,377
TOTAL OTHER ASSETS	4,817,126.25	7,216,108.41	-2,398,982
TOTAL ASSETS	73,595,993.74	77,059,182.39	-3,463,189
ACCOUNTS PAYABLE	337,105.67	560,879.29	-223,774
ACCRUED PURCHASES	335,496.01	347,305.39	-11,809
TOTAL ACCOUNTS PAYABLE	672,601.68	908,184.68	-235,583
ACCRUED PAYROLL	180,043.39	160,491.06	19,552
ACCRUED VACATION	327,867.20	376,992.75	-49,126
ACCRUED SICK LEAVE	504,231.58	481,752.17	22,479
ACCRUED HOLIDAYS	3,220.72	4,724.35	-1,504
ACCRUED FED INCOME TAX WITHHELD	0.00	31,861.41	-31,861
ACCRUED STATE TAX WITHHELD	134.28	8,997.19	-8,863
ACCRUED LOCAL TAX WITHHELD	-10,667.72	-1,151.19	-9,517
ACCRUED MEDICARE - EMPLOYEES SHARE	3,641.24	8,754.65	-5,113
ACCRUED MEDICARE - EMPLOYER SHARE	3,641.24	8,825.20	-5,184
ACCRUED PERS-EMPLOYEES	68,169.88	63,147.45	5,022
ACCRUED PERS-EMPLOYER	121,737.17	114,546.08	7,191
ACCRUED BENEFITS - VDSTDTL	36,482.58	24,687.75	11,795
ACCRUED UNION BENEFITS - VDH	-9,921.02	7,810.25	-17,731
UNION DUES LIABILITY	-22,180.75	0.00	-22,181
GARNISHMENT LIABILITY	282.80	0.00	283
MISCELLANEOUS DEDUCTION LIABILITY	59.78	43.78	16
CHILD SUPPORT LIABILITY	4,864.34	-1.50	4,866
YMCA DUES LIABILITY	2,181.11	4,231.40	-2,050
SUPPLEMENTAL INSURANCE LIAB	368.22	9,249.89	-8,882
EMPLOYEES DEF. COMPENSATION LIAB	4,413.60	4,413.60	0
FLEXIBLE SPENDING LIABILITY	33,732.98	35,379.42	-1,646
CURRENT LIAB - WORKERS' COMP	120,518.55	107,386.42	13,132
TOTAL PAYROLL LIABILITIES	1,372,821.17	1,452,142.13	-79,321
OTHER CURR LIABILITIES-MISC	528,830.22	334,052.24	194,778
CURRENT LIAB.-FEDERAL GOVT	534,887.53	534,887.53	0
NET OPEB LIABILITY	9,358,311.00	8,412,928.00	945,383
NET PENSION LIABILITY	13,747,029.00	18,129,742.00	-4,382,713
DEFERRED INFLOWS-OPEB	1,332,384.00	22,827.00	1,309,557
DEFERRED INFLOWS OF RESOURCES	2,956,922.00	262,010.00	2,694,912
TOTAL OTHER LIABILITIES	28,458,363.75	27,696,446.77	761,917
TOTAL LIABILITIES	30,503,786.60	30,056,773.58	447,013
FEDERAL GOVT CAPITAL GRANT	6,743,048.29	7,277,935.82	-534,888
STATE GOVT CAPITAL GRANT	656,930.17	656,930.17	0
NON-GOVT DONATIONS	217,429.00	217,429.00	0
UNRESTRICTED PENSION	-11,878,714.47	-12,413,602.00	534,888
ACCUMULATED EARNINGS<LOSSES>	48,134,212.64	45,948,479.50	2,185,733
NET REVENUE	-780,698.49	5,315,236.32	-6,095,935
TOTAL LIABILITIES & ACCUMULATED EARNINGS	73,595,993.74	77,059,182.39	-3,463,189

STARK AREA REGIONAL TRANSIT AUTHORITY
 DETAILED INCOME STATEMENT
 For the Period Ending 10/31/2021

	October 2021 Actual	October 2021 Budget	October 2020 Prior Yr Actual	Jan 21-Oct 21 Actual	Jan 21-Oct 21 Budget	Jan 20-Oct 20 Prior Yr Actual	-over/under Budget
CASH FARES	36,600	27,917	35,271	372,056	279,167	294,571	-92,890
ADULT PASSES	11,993	17,500	39,195	218,689	175,000	190,127	-43,689
FULL FARE TICKETS	6,129	9,167	7,091	123,651	91,667	87,278	-31,984
STUDENT PASSES	275	833	495	18,260	8,333	6,875	-9,927
PROLINE CASH FARES	6,275	3,317	12,843	41,161	33,167	51,365	-7,994
REDUCED FARE TICKETS	1,036	767	1,240	9,871	7,673	8,597	-2,199
REDUCED FARE PASSES	8,032	6,083	8,820	73,376	60,833	66,018	-12,543
PROLINE TICKETS	2,540	1,917	1,386	15,123	19,167	18,608	4,044
PROLINE PASSES	5,355	4,333	5,841	39,416	43,333	46,017	3,918
CLEVELAND TICKETS	3,730	67	101	4,827	667	723	-4,160
TOTAL PASSENGER FARES	81,964	71,901	112,283	916,430	719,005	770,178	-197,424
CONTRACTED SERVICES	16,755	9,667	7,420	102,340	96,667	90,127	-5,674
WAYNE COUNTY SERVICES	205	0	0	5,931	0	0	-5,931
VETERANS TRANSPORT FARES	16,250	5,417	16,250	65,000	54,167	65,000	-10,833
SPECIAL SHUTTLE FARES	103	15	0	2,503	150	124	-2,353
TOTAL SPECIAL TRANSIT	33,313	15,098	23,670	175,774	150,983	155,251	-24,791
PROGRAM INCOME - ADVERTISING	4,532	2,918	2,539	65,369	29,179	32,677	-36,190
PROGRAM INCOME - CONCESSIONS	61	0	0	706	0	0	-706
PROGRAM INCOME - RENT	0	0	0	0	0	1,050	0
PROGRAM INCOME - BUS WASH	0	208	0	500	2,083	1,650	1,583
SUBTOTAL PROGRAM INCOME	4,593	3,126	2,539	66,575	31,262	35,377	-35,312
MISC TRANSP. REVENUE	20	25	16	7,049	250	120	-6,799
TOTAL AUX TRANS REVENUE	20	25	16	7,049	250	120	-6,799
INTEREST INCOME	1,859	6,667	11,073	3,199	66,667	66,441	63,468
TOTAL INTEREST & DISCOUNT REVENUE	1,859	6,667	11,073	3,199	66,667	66,441	63,468
FUEL TAX REFUND	9,069	7,917	8,867	91,859	79,167	82,460	-12,692
CNG ROYALTIES	275	83	0	698	833	662	136
CNG - UTILITY REIMBURSEMENT	969	517	600	7,957	5,167	5,130	-2,791
MISC REV-NONTRANSPORTATION	1,650	833	61,656	915,051	8,333	112,856	-906,718
MISC REV-EXTRAORDINARY ITEM	0	0	0	236,004	0	0	-236,004
TOTAL NON-TRANSPORTATION REVENUE	11,963	9,350	71,124	1,251,569	93,500	201,108	-1,158,070
SALES TAX REVENUE	1,768,708	1,136,427	1,287,230	14,430,676	12,341,488	12,289,035	-2,089,188
TOTAL SALES TAX REVENUE	1,768,708	1,136,427	1,287,230	14,430,676	12,341,488	12,289,035	-2,089,188
TOTAL REVENUES	1,902,420	1,242,594	1,507,933	16,851,271	13,403,155	13,517,509	-3,448,115

STARK AREA REGIONAL TRANSIT AUTHORITY
 DETAILED INCOME STATEMENT
 For the Period Ending 10/31/2021

	October 2021 Actual	October 2021 Budget	October 2020 Prior Yr Actual	Jan 21-Oct 21 Acutal	Jan 21-Oct 21 Budget	Jan 20-Oct 20 Prior Yr Actual	-over/under Budget
EXPENSES							
EXECUTIVE OFFICE							
EX - SAL & WAGES-FIXED	9,395	8,488	15,023	92,050	84,879	90,499	-7,171
EX - SAL & WAGES-PARATRANSIT	4,840	4,373	7,739	47,420	43,726	46,667	-3,694
EX - WAGE/BENEFIT CONTRA	0	0	0	0	0	-2,373	0
EX - INCENTIVES	200	58	0	650	583	450	-67
EX - MEDICARE TAX	343	222	425	2,320	2,223	2,232	-97
EX - PERS	4,248	3,665	3,447	35,009	36,648	33,431	1,639
EX - HEALTH INSURANCE	1,252	1,346	1,238	12,742	13,456	10,955	714
EX - LIFE INSURANCE	11	19	44	246	185	324	-61
EX - STD INSURANCE	11	28	11	78	281	78	203
EX - VISION	29	27	29	209	268	209	59
EX - DENTAL	5	82	87	228	816	635	588
EX - UNEMPLOYMENT	0	0	0	0	0	-15	0
EX - WORKERS' COMP	284	307	234	1,689	3,073	995	1,384
EX - SICK LEAVE	0	729	0	0	7,285	0	7,285
EX - HOLIDAY,FUNERAL,OTHER	0	729	0	7,197	7,285	3,279	88
EX - VACATION	3,463	1,681	0	7,380	16,812	7,009	9,431
EX - UNIFORMS	0	8	0	100	83	90	-17
EX - YMCA & MISC BENEFITS	0	50	0	0	500	37	500
TOTAL EXECUTIVE OFFICES WAGES & B...	24,081	21,810	28,277	207,317	218,102	194,503	10,785
EX - ADVERTISING	0	83	0	0	833	0	833
EX - PTS LEGAL-GENERAL	54,025	35,278	33,399	493,500	352,778	289,415	-140,723
EX - PTS-OTHER	0	1,667	0	40	16,667	0	16,627
EX - CLINIC	8,300	7,000	6,640	74,700	70,000	72,500	-4,700
EX - CLINIC SUPPLIES	6,951	5,500	5,325	18,976	55,000	27,798	36,024
EX - OFFICE SUPPLIES	0	46	0	464	458	-119	-6
EX - LEGAL ADS	0	42	0	0	417	0	417
EX - TRAINING & TRAVEL EXPENSE	586	1,250	-40	8,168	12,500	761	4,332
EX - EXPENDABLE ASSETS	0	125	0	172	1,250	0	1,078
TOTAL EXECUTIVE OFFICE	93,943	72,800	73,602	803,337	728,004	584,858	-75,333
TRANSPORTATION							
TR - SAL & WAGES-FIXED	295,624	308,362	290,382	2,980,203	3,083,617	3,051,435	103,414
TR - SAL & WAGES-PARATRANSIT	136,634	158,853	145,363	1,267,301	1,588,530	1,318,040	321,229
TR - WAGE & BENEFIT CONTRA	0	0	0	-36	0	-2,133	36
TR - INCENTIVE	4,575	7,479	1,500	110,425	74,792	47,950	-35,633
TR - MEDICARE TAX	9,193	7,646	9,013	70,084	76,455	70,616	6,371
TR - PERS	105,733	117,012	107,333	1,069,674	1,170,124	1,098,614	100,450
TR - HEALTH INSURANCE	164,170	181,651	168,985	1,663,186	1,816,514	1,507,971	153,328
TR - LIFE INSURANCE	1,268	2,498	1,367	9,306	24,977	10,070	15,671
TR - STD INSURANCE	1,281	3,793	1,409	9,559	37,930	10,404	28,371
TR - VISION	2,852	2,263	3,077	21,080	22,625	22,881	1,545
TR - DENTAL	10,218	8,105	11,021	75,538	81,046	81,962	5,507
TR - UNEMPLOYMENT	0	1,667	0	15,741	16,667	8,178	926
TR - WORKERS' COMP	7,944	9,892	7,742	55,232	98,915	-36,227	43,683
TR - HOLIDAY,FUNERAL,OTHER	12,173	26,274	14,828	220,668	262,736	215,520	42,068
TR - VACATION	17,019	26,313	19,953	258,544	263,133	240,289	4,589
TR - SICK COVID	8,384	0	5,412	28,348	0	70,074	-28,348
TR - UNIFORMS	0	4,167	321	33,298	41,667	33,433	8,369
TR - YMCA & MISC BENEFITS	229	458	0	4,453	4,583	3,123	130
TA - SAL & WAGES-FIXED	52,069	52,478	56,471	500,242	524,775	488,385	24,533

Date Printed 11/29/2021
 Time Printed 9:29 AM

STARK AREA REGIONAL TRANSIT AUTHORITY
 DETAILED INCOME STATEMENT
 For the Period Ending 10/31/2021

	October 2021 Actual	October 2021 Budget	October 2020 Prior Yr Actual	Jan 21-Oct 21 Actual	Jan 21-Oct 21 Budget	Jan 20-Oct 20 Prior Yr Actual	-over/under Budget
TA - SAL & WAGES-PARATRANSIT	26,824	27,034	28,778	257,074	270,339	250,035	13,265
TA - INCENTIVE	700	2,526	0	15,175	25,255	6,750	10,080
TA - MEDICARE TAX	1,797	1,342	1,789	12,633	13,419	12,619	786
TA - PERS	21,556	21,801	23,460	207,611	218,011	208,860	10,400
TA - HEALTH INSURANCE	25,192	25,566	24,843	255,847	255,658	207,117	-190
TA - LIFE INSURANCE	196	352	202	1,381	3,515	1,501	2,134
TA - STD INSURANCE	198	534	202	1,385	5,338	1,501	3,954
TA - VISION	418	510	448	3,010	5,103	3,324	2,093
TA - DENTAL	109	1,551	1,130	3,016	15,506	8,316	12,490
TA - WORKERS' COMP	1,625	1,802	1,597	10,198	18,016	-2,089	7,818
TA - SICK COVID	0	0	2,452	1,799	0	13,126	-1,799
TA - SICK LEAVE	5,086	4,477	600	28,241	44,773	32,019	16,532
TA - HOLIDAY,FUNERAL,OTHER	2,192	4,477	4,113	38,957	44,773	42,271	5,817
TA - VACATION	5,163	5,558	4,917	36,551	55,576	49,806	19,025
TA - UNIFORMS	0	396	-84	4,249	3,958	4,350	-291
TA - YMCA & MISC BENEFITS	0	142	0	550	1,417	573	867
TA - TRAINING & TRAVEL	93	1,667	50	1,973	16,667	8,487	14,693
TOTAL TRANSPORTATION WAGES & BENE...	920,513	1,018,641	938,674	9,272,494	10,186,408	9,089,153	913,914
TR - PTS-OTHER	3,035	4,167	3,525	34,567	41,667	29,241	7,100
TR - OFFICE SUPPLIES	0	167	0	858	1,667	1,146	809
TR - PRINTING	0	2,917	2,473	299	29,167	23,185	28,867
TR - OMS-GEN'L FUNCTION	0	167	0	0	1,667	0	1,667
TR - DUES & SUBSCRIPTIONS	0	104	0	0	1,042	0	1,042
TR - LEGAL ADS	0	42	0	0	417	93	417
TR - TRAINING & TRAVEL EXPENSE	0	833	0	0	8,333	5,199	8,333
TR - EXPENDABLE ASSETS	0	208	1,150	535	2,083	1,646	1,548
TOTAL TRANSPORTATION	923,548	1,027,245	945,822	9,308,752	10,272,449	9,149,663	963,697
MAINTENANCE							
MA - SAL & WAGES-FIXED	19,364	15,728	21,138	216,539	157,278	215,990	-59,262
MA - SAL & WAGES-PARATRANSIT	9,976	8,102	10,889	111,550	81,022	111,267	-30,529
MA - WAGE/BENEFIT CONTRA	0	-333	-1,474	0	-3,333	-4,991	-3,333
MA - INCENTIVE	325	558	200	9,775	5,583	2,825	-4,193
MA - MEDICARE TAX	734	402	742	5,723	4,018	5,470	-1,705
MA - PERS	8,791	6,551	9,091	91,738	65,506	90,172	-26,232
MA - HEALTH INSURANCE	10,073	9,419	9,964	102,355	94,190	90,319	-8,165
MA - LIFE INSURANCE	75	130	76	554	1,295	554	741
MA - STD INSURANCE	74	197	74	545	1,967	545	1,421
MA - VISION	200	188	200	1,466	1,880	1,466	414
MA - DENTAL	35	571	548	1,457	5,713	4,022	4,255
MA - WORKERS' COMP	620	549	614	4,388	5,492	-1,020	1,103
MA - SICK COVID	0	0	0	0	0	209	0
MA - SICK LEAVE	2,671	1,365	552	10,804	13,648	5,521	2,843
MA - HOLIDAY,FUNERAL,OTHER	1,017	1,365	1,901	20,240	13,648	17,757	-6,592
MA - VACATION	3,403	2,100	3,201	22,108	20,996	23,975	-1,112
MA - UNIFORMS	661	146	0	1,283	1,458	692	175
MA - YMCA & MISC BENEFITS	0	21	0	0	208	45	208
MS - SAL & WAGES-FIXED	16,924	16,982	13,836	153,188	169,823	136,435	16,635
MS - SAL & WAGES-PARATRANSIT	8,708	8,749	7,128	78,894	87,485	70,264	8,591
MS - INCENTIVE	200	377	0	7,600	3,771	2,525	-3,829
MS - MEDICARE TAX	532	369	403	3,887	3,690	3,394	-197
MS - PERS	6,028	6,447	5,009	59,201	64,465	52,671	5,264

Date Printed 11/29/2021
 Time Printed 9:29 AM

STARK AREA REGIONAL TRANSIT AUTHORITY
 DETAILED INCOME STATEMENT
 For the Period Ending 10/31/2021

	October 2021 Actual	October 2021 Budget	October 2020 Prior Yr Actual	Jan 21-Oct 21 Actual	Jan 21-Oct 21 Budget	Jan 20-Oct 20 Prior Yr Actual	-over/under Budget
MS - HEALTH INSURANCE	9,669	10,765	8,495	102,167	107,645	74,161	5,478
MS - LIFE INSURANCE	90	148	71	630	1,480	532	850
MS - STD INSURANCE	89	225	71	620	2,248	531	1,628
MS - VISION	170	134	139	1,074	1,341	1,144	266
MS - DENTAL	609	480	498	3,849	4,803	4,098	954
MS - WORKERS' COMP	457	576	364	2,923	5,764	-1,962	2,841
MS - HOLIDAY,FUNERAL,OTHER	0	1,543	5	13,099	15,428	11,705	2,329
MS - VACATION	992	1,377	1,293	13,066	13,774	13,501	708
MS - SICK COVID	165	0	0	3,177	0	1,650	-3,177
MS - UNIFORMS	315	683	212	4,839	6,833	4,839	1,994
MS - YMCA & MISC BENEFITS	0	21	0	0	208	74	208
MT - SAL & WAGES-FIXED	38,193	40,443	39,042	369,743	404,428	370,733	34,685
MT - SAL & WAGES-PARATRANSIT	19,661	20,834	20,100	190,357	208,342	190,921	17,984
MT - INCENTIVE	725	819	200	13,775	8,188	5,750	-5,588
MT - MEDICARE TAX	1,274	1,003	1,224	9,187	10,033	9,076	846
MT - PERS	14,331	15,448	14,287	139,157	154,476	140,310	15,319
MT - HEALTH INSURANCE	18,433	20,184	18,229	188,442	201,835	162,452	13,393
MT - LIFE INSURANCE	151	278	145	1,061	2,775	1,118	1,714
MT - STD INSURANCE	156	421	196	1,332	4,214	1,491	2,882
MT - VISION	340	251	325	2,450	2,514	2,419	64
MT - DENTAL	1,218	901	1,163	8,778	9,005	8,667	227
MT - WORKERS' COMP	1,052	1,340	1,036	7,050	13,395	-2,983	6,345
MT - HOLIDAY	2,009	3,585	1,745	28,773	35,850	30,455	7,077
MT - VACATION	3,053	3,517	2,410	30,954	35,166	24,289	4,212
MT - SICK COVID	0	0	0	2,731	0	6,786	-2,731
MT - UNIFORMS	0	1,083	704	8,258	10,833	9,926	2,575
MT - YMCA & MISC BENEFITS	0	21	0	0	208	0	208
MT - TOOLS	205	583	2,325	2,865	5,833	5,959	2,968
MBGE - SAL & WAGES-FIXED	6,660	9,012	9,087	82,211	90,123	88,418	7,912
MBGE - SAL & WAGES-PARATRANSIT	3,431	4,643	4,681	42,351	46,427	45,549	4,076
MBGE - INCENTIVE	275	233	200	4,775	2,333	1,625	-2,442
MBGE - MEDICARE TAX	234	229	298	2,217	2,290	2,219	73
MBGE - PERS	2,801	3,735	3,770	35,410	37,347	37,137	1,936
MBGE - HEALTH INSURANCE	5,065	5,382	4,953	51,033	53,823	43,819	2,789
MBGE - LIFE INSURANCE	30	74	40	279	740	292	461
MBGE - STD INSURANCE	32	112	42	294	1,124	312	830
MBGE - VISION	54	107	83	559	1,074	607	515
MBGE - DENTAL	15	326	230	631	3,264	1,690	2,634
MBGE - WORKERS' COMP	196	313	253	1,708	3,130	-910	1,422
MBGE - SICK COVID	0	0	0	838	0	838	-838
MBGE - SICK LEAVE	551	778	179	4,615	7,781	3,587	3,166
MBGE - HOLIDAY,FUNERAL,OTHER	369	778	347	6,750	7,781	7,397	1,031
MBGE - VACATION	458	1,128	1,214	11,214	11,280	8,348	66
MBGE - UNIFORMS	126	258	82	2,086	2,583	1,751	497
MBGE - YMCA & MISC BENEFITS	0	42	0	0	417	0	417
TOTAL MAINTENANCE WAGES & BENEFITS	224,066	233,793	223,829	2,300,624	2,337,933	2,150,426	37,309
M - TEMPORARY HELP	2,307	1,667	0	30,841	16,667	9,408	-14,174
M - PRINTING	0	208	0	0	2,083	0	2,083
M - CMS SERVICING REVENUE VEHICLES	0	8	160	0	83	354	83
M - CMS REV VEH-FIXED	51,846	5,000	2,853	132,396	50,000	55,216	-82,396
M - CMS REV VEH-PARATRANSIT	9,987	4,167	426	38,652	41,667	44,467	3,015
M - CMS-NON REV VEHICLES	0	583	0	13,983	5,833	1,058	-8,150

Date Printed 11/29/2021
 Time Printed 9:29 AM

STARK AREA REGIONAL TRANSIT AUTHORITY
 DETAILED INCOME STATEMENT
 For the Period Ending 10/31/2021

	October 2021 Actual	October 2021 Budget	October 2020 Prior Yr Actual	Jan 21-Oct 21 Actual	Jan 21-Oct 21 Budget	Jan 20-Oct 20 Prior Yr Actual	-over/under Budget
M - CMS-FAREBOX PARTS-FIXED	0	125	0	4,397	1,250	81	-3,147
M - CMS-BLDG GRND. & EQUIPMENT	10,532	13,833	6,304	117,921	138,333	86,677	20,412
M - CMS-RADIO EQUIP-FIXED	0	125	0	912	1,250	122	338
M - CMS-RADIO EQUIP-PARATRANSIT	0	125	0	0	1,250	0	1,250
M - CMS-SECURITY SYSTEM	57	208	189	6,234	2,083	2,044	-4,150
M - CMS - CNG FUELING STATION	16,592	15,000	30,307	140,967	150,000	164,647	9,033
M - CMS - HYDROGEN FUELING STATION	13,872	18,958	13,872	157,061	189,583	160,989	32,522
M - DIESEL FUEL-FIXED	21,425	27,472	28,557	230,522	274,717	272,239	44,195
M - DIESEL FUEL-PARATRANSIT	13,178	18,445	13,796	125,912	184,450	129,295	58,538
M - LUBRICANTS-FIXED	404	1,667	1,704	9,589	16,667	10,628	7,078
M - LUBRICANTS-PARATRANSIT	85	1,667	148	2,273	16,667	5,680	14,394
M - FUEL TAX EXP-FIXED	2,502	5,417	2,637	27,285	54,167	25,106	26,882
M - FUEL TAX EXP-PARATRANSIT	3,073	5,417	2,814	29,189	54,167	23,295	24,978
M - CNG FUEL-FIXED	12,173	8,333	7,588	114,408	83,333	75,286	-31,075
M - CNG FUEL-PARATRANSIT	6,060	4,167	2,016	36,384	41,667	37,046	5,283
M - CNG FUEL SUPPORT VEHICLES	53	833	214	2,041	8,333	2,123	6,292
M - CNG FUEL PUBLIC	373	833	99	3,861	8,333	1,632	4,473
M - HYDROGEN-FIXED	36,940	37,500	15,859	286,629	375,000	151,923	88,372
M - HYDROGEN-PARA	0	0	0	127	0	0	-127
M - FUEL & LUBE-COMPANY VEHICLES	3,072	2,083	2,231	28,129	20,833	18,655	-7,295
M - TIRES & TUBES-FIXED	12,925	12,917	13,171	146,385	129,167	132,203	-17,219
M - TIRES & TUBES-PARATRANSIT	2,516	3,333	1,389	17,362	33,333	14,529	15,971
M - TIRES SUPPORT VEHICLES	1,247	333	662	4,296	3,333	3,209	-963
M - OMS-SUPPLIES	4,822	4,833	13,078	107,464	48,333	126,927	-59,131
M - FREIGHT	1,450	1,250	847	11,375	12,500	11,837	1,125
M - INSP & REPAIR-FIXED	53,991	39,167	39,893	405,657	391,667	380,004	-13,990
M - INSP & REPAIR-PARATRANSIT	18,130	20,000	25,033	215,354	200,000	191,093	-15,354
M - INSP & REPAIR-CO. VEHICLES	6,242	773	628	13,180	7,725	5,298	-5,455
M - OMS-MAINT EQUIPMENT	14,245	6,167	11,098	69,477	61,667	63,266	-7,811
M - OMS FIXED ROUTE	1,129	4,583	6,894	39,908	45,833	39,707	5,925
M - OMS PARATRANSIT	3,828	5,392	1,486	15,716	53,915	43,232	38,199
M - CORE CHARGES/CREDITS	-1,193	1,000	38	2,401	10,000	9,020	7,599
M - OMS-COMPANY VEHICLES	0	867	2,000	905	8,667	3,206	7,762
M - FAREBOX PARTS-FIXED	0	208	0	75	2,083	0	2,008
M - FAREBOX PARTS-PARATRANSIT	0	83	0	0	833	0	833
M - OFFICE SUPPLIES	0	142	0	242	1,417	234	1,174
M - COMMUNICATIONS MODEMS AVAIL	2,655	1,800	2,816	19,183	18,000	15,150	-1,183
M - BLDG & GROUNDS OMS	4,347	13,242	2,003	144,832	132,417	102,193	-12,415
M - LABOR INSURANCE REC-3RD PARTY	0	-42	0	0	-417	0	-417
M - OMS INSURANCE REC-3RD PARTY	0	-167	0	0	-1,667	0	-1,667
M - PROPERTY INSURANCE	0	7,500	7,065	64,880	75,000	70,654	10,120
M - OMS INSURANCE REC-OTRP	-11,458	-3,333	-5,979	-43,277	-33,333	-23,315	9,943
M - LABOR INSURANCE REC-OTRP	-150	-1,250	0	-881	-12,500	-2,264	-11,619
M - TRAINING & TRAVEL EXPENSE	21	2,917	0	39	29,167	19,263	29,128
M - DUES & SUBSCRIPTIONS	0	750	750	6,570	7,500	6,960	930
M - EXPENDABLE ASSETS	0	267	0	2,807	2,667	134	-141
TOTAL MAINTENANCE	543,344	530,365	478,476	5,084,286	5,303,655	4,640,937	219,368
FINANCE							
FIN - SAL & WAGES-FIXED	19,976	16,823	18,328	197,484	168,232	196,699	-29,253
FIN - SAL & WAGES-PARATRANSIT	10,291	8,667	9,442	101,734	86,665	101,330	-15,069
FIN - WAGE/BENEFIT CONTRA	0	0	-1,289	0	0	-10,734	0

Date Printed 11/29/2021
 Time Printed 9:29 AM

STARK AREA REGIONAL TRANSIT AUTHORITY
 DETAILED INCOME STATEMENT
 For the Period Ending 10/31/2021

	October 2021 Actual	October 2021 Budget	October 2020 Prior Yr Actual	Jan 21-Oct 21 Actual	Jan 21-Oct 21 Budget	Jan 20-Oct 20 Prior Yr Actual	-over/under Budget
FIN - MEDICARE TAX	652	425	649	5,273	4,248	4,789	-1,025
FIN - INCENTIVE	1,075	340	150	13,725	3,396	2,500	-10,329
FIN - PERS	8,036	6,948	8,092	82,089	69,478	79,976	-12,610
FIN - HEALTH INSURANCE	7,531	8,073	7,488	76,680	80,734	66,151	4,054
FIN - LIFE INSURANCE	54	111	64	431	1,110	467	679
FIN - STD INSURANCE	53	169	64	428	1,686	467	1,257
FIN - VISION	130	161	140	1,044	1,612	1,068	568
FIN - DENTAL	29	490	303	865	4,897	2,223	4,032
FIN - WORKERS' COMP	557	582	547	4,299	5,824	-229	1,525
FIN - SICK LEAVE	1,048	1,448	767	18,077	14,475	5,041	-3,602
FIN - HOLIDAY,FUNERAL,OTHER	922	1,448	513	19,598	14,475	15,541	-5,123
FIN - VACATION	1,047	2,012	4,519	16,854	20,121	14,275	3,267
FIN - UNIFORMS	0	50	0	548	500	578	-48
FIN - YMCA & MISC BENEFITS	0	58	0	0	583	149	583
TOTAL FINANCE WAGES & BENEFITS	51,401	47,803	49,776	539,128	478,035	480,292	-61,093
TOTAL FINANCE WAGES & BENEFITS							
FIN - SOFTWARE SERVICE	0	42	0	0	417	0	417
FIN - PTS OTHER	1,864	5,000	3,277	53,337	50,000	44,495	-3,337
FIN - TEMPORARY HELP	0	1,667	0	10,282	16,667	0	6,385
FIN - OFFICE SUPPLIES	0	208	0	971	2,083	125	1,112
FIN - PRINTING	0	6	0	0	63	0	63
FIN - DUES & SUBSCRIPTIONS	0	708	0	0	7,083	5,857	7,083
FIN - LEGAL ADS	0	42	0	176	417	760	240
FIN - TRAINING & TRAVEL EXPENSE	0	2,500	17	1,504	25,000	4,782	23,496
FIN - EXPENDABLE ASSETS	0	83	272	890	833	620	-57
TOTAL FINANCE	53,265	58,060	53,343	606,288	580,597	536,931	-25,691
INFORMATION TECHNOLOGY							
IT - SAL & WAGES-FIXED	9,437	8,208	12,462	110,648	82,078	108,041	-28,570
IT - SAL & WAGES-PARATRANSIT	4,861	4,228	6,420	57,000	42,283	55,735	-14,718
IT - MEDICARE TAX	370	206	349	2,814	2,063	2,614	-751
IT - INCENTIVE	50	115	0	7,025	1,146	1,000	-5,879
IT - PERS	4,383	3,388	5,434	46,376	33,876	43,807	-12,500
IT - HEALTH INSURANCE	3,756	4,037	3,715	38,225	40,367	33,993	2,142
IT - LIFE INSURANCE	32	56	32	238	555	238	317
IT - STD INSURANCE	32	84	32	234	843	234	609
IT - VISION	86	81	86	628	806	628	177
IT - DENTAL	15	245	260	696	2,448	1,906	1,752
IT - WORKERS' COMP	312	284	450	2,408	2,840	1,262	432
IT - SICK COVID	0	0	0	381	0	0	-381
IT - SICK LEAVE	617	706	221	4,582	7,058	3,458	2,475
IT - HOLIDAY,FUNERAL,OTHER	660	706	632	9,394	7,058	6,730	-2,336
IT - VACATION	2,686	973	2,907	10,979	9,731	8,214	-1,248
IT - UNIFORMS	0	25	0	279	250	283	-29
IT - YMCA & MISC BENEFITS	0	42	0	260	417	335	156
TOTAL INFORMATION TECHNOLOGY WAG...	27,297	23,382	33,001	292,168	233,816	268,477	-58,352
IT - HARDWARE SERVICE CONTRACTS	10,382	14,583	10,685	103,816	145,833	107,833	42,017
IT - SOFTWARE SERVICE CONTRACTS	16,222	17,500	14,446	161,478	175,000	145,621	13,522
IT - PTS-OTHER	1,132	1,083	120	5,526	10,833	10,477	5,307
IT - EXPENDABLE ASSETS & SOFTWARE	0	833	0	0	8,333	4,895	8,333
IT - OFFICE SUPPLIES	0	17	0	735	167	310	-568

Date Printed 11/29/2021
 Time Printed 9:29 AM

STARK AREA REGIONAL TRANSIT AUTHORITY
 DETAILED INCOME STATEMENT
 For the Period Ending 10/31/2021

	October 2021 Actual	October 2021 Budget	October 2020 Prior Yr Actual	Jan 21-Oct 21 Actual	Jan 21-Oct 21 Budget	Jan 20-Oct 20 Prior Yr Actual	-over/under Budget
IT - POSTAGE	20	0	0	20	0	0	-20
IT - DUES & SUBSCRIPTIONS	216	42	0	2,657	417	0	-2,241
IT - LEGAL ADS	0	42	0	0	417	177	417
IT - TRAINING EXPENSE	218	2,083	0	355	20,833	1,764	20,479
TOTAL INFORMATION TECHNOLOGY	55,487	59,565	58,251	566,756	595,649	539,554	28,893
BOARD							
PLANNING / CUSTOMER RELATIONS							
PL - SAL & WAGES-FIXED	24,863	33,603	26,554	255,005	336,033	241,155	81,028
PL - SAL & WAGES-PARATRANSIT	82,846	17,311	25,418	206,527	173,108	222,504	-33,420
PL - WAGE/BENEFIT CONTRA	0	-833	-14,206	0	-8,333	-19,111	-8,333
PL - MEDICARE TAX	1,942	834	984	7,873	8,344	7,678	471
PL - INCENTIVE	700	396	100	14,800	3,958	4,700	-10,842
PL - PERS	27,147	13,716	13,895	129,496	137,157	128,670	7,661
PL - HEALTH INSURANCE	17,373	21,529	18,633	176,167	215,291	173,430	39,124
PL - LIFE INSURANCE	160	296	144	1,078	2,960	1,115	1,882
PL - STD INSURANCE	170	450	149	1,112	4,495	1,158	3,383
PL - VISION	438	430	334	2,590	4,298	2,453	1,707
PL - DENTAL	86	326	909	2,497	3,264	6,596	767
PL - WORKERS' COMP	2,206	1,150	1,059	6,331	11,498	-2,097	5,166
PL - SICK COVID	231	0	0	7,525	0	5,152	-7,525
PL - SICK LEAVE	775	2,932	944	20,235	29,316	9,913	9,081
PL - HOLIDAY	1,962	2,857	1,248	24,375	28,574	29,238	4,199
PL - VACATION	839	3,377	3,631	24,666	33,772	27,363	9,105
PL - UNIFORMS	0	271	0	2,748	2,708	2,517	-39
PL - YMCA & MISC BENEFITS	0	67	0	340	667	507	326
TOTAL PLANNING WAGES & BENEFITS	161,738	98,711	79,795	883,364	987,107	842,941	103,743
PL - PTS OTHER	-24,663	15,833	1,650	108,531	158,333	62,279	49,802
PL - TRAVEL TRAINER	0	1,667	0	0	16,667	2,002	16,667
PL - OFFICE SUPPLIES	16	250	2,591	1,792	2,500	2,902	708
PL - PRINTING	0	6,250	0	6,040	62,500	2,021	56,460
PL - DUES & SUBSCRIPTIONS	2,912	2,500	1,581	15,421	25,000	7,861	9,579
PL - TRAINING & TRAVEL EXPENSE	5,990	2,917	350	8,741	29,167	3,739	20,426
PL - ADVERTISING	26,745	30,833	6,472	133,013	308,333	105,579	175,320
PL - EVENTS	205	1,833	0	1,816	18,333	820	16,518
PL - PROMOTIONAL MATERIALS	0	5,417	2,900	5,396	54,167	22,865	48,771
PL - LEGAL ADS	0	167	0	265	1,667	0	1,402
PL - EXPENDABLE ASSETS	179	283	360	896	2,833	764	1,937
TOTAL PLANNING	173,122	166,661	95,699	1,165,275	1,666,607	1,053,774	501,332
HUMAN RESOURCE							
HR - SAL & WAGES-FIXED	11,802	11,810	12,293	114,616	118,096	119,378	3,480
HR - SAL & WAGES-PARATRANSIT	6,080	6,084	6,333	59,045	60,838	61,498	1,793
HR - MEDICARE TAX	402	296	397	3,053	2,960	2,853	-93
HR - PERS	5,000	4,845	4,777	49,151	48,453	47,582	-699
HR - INCENTIVE	275	223	1,000	6,925	2,229	2,475	-4,696
HR - HEALTH INSURANCE	5,027	5,382	4,953	51,026	53,823	43,819	2,796
HR - LIFE INSURANCE	36	74	43	302	740	317	438
HR - STD INSURANCE	35	112	42	297	1,124	312	827
HR - VISION	105	107	114	808	1,074	838	266
HR - DENTAL	19	326	347	901	3,264	2,541	2,363

Date Printed 11/29/2021
 Time Printed 9:29 AM

STARK AREA REGIONAL TRANSIT AUTHORITY
 DETAILED INCOME STATEMENT
 For the Period Ending 10/31/2021

	October 2021 Actual	October 2021 Budget	October 2020 Prior Yr Actual	Jan 21-Oct 21 Actual	Jan 21-Oct 21 Budget	Jan 20-Oct 20 Prior Yr Actual	-over/under Budget
HR - WORKERS' COMP	357	406	324	2,364	4,062	-394	1,697
HR - SICK COVID	0	0	0	1,840	0	0	-1,840
HR - SICK LEAVE	734	1,009	304	10,197	10,094	2,048	-103
HR - HOLIDAY,FUNERAL,OTHER	939	1,009	897	8,222	10,094	8,433	1,873
HR - VACATION	1,276	1,286	76	10,627	12,858	6,552	2,231
HR - UNIFORMS	0	33	0	288	333	394	46
HR - TUITION REIMBURSEMENT	0	2,083	0	0	20,833	9,139	20,833
HR - YMCA & MISC BENEFITS	0	25	0	39	250	90	211
TOTAL HUMAN RESOURCES WAGES & BEN...	32,086	35,112	31,900	319,702	351,124	307,874	31,422
HR - PTS-OTHER	3,479	2,542	1,678	19,374	25,417	17,863	6,042
HR - TEMPORARY HELP	0	167	0	0	1,667	0	1,667
HR - PRINTING	0	42	0	0	417	544	417
HR - OFFICE SUPPLIES	491	83	1,399	2,297	833	1,668	-1,464
HR - POSTAGE	57	0	0	57	0	0	-57
HR - DUES & SUBSCRIPTIONS	0	208	0	98	2,083	0	1,985
HR - EVENTS	402	417	0	402	4,167	0	3,764
HR - LEGAL ADS	172	417	0	1,714	4,167	0	2,453
HR - EMPLOYEE RELATIONS	1,503	2,500	9,440	14,183	25,000	22,834	10,817
HR - WELLNESS PROGRAM	683	2,500	783	16,033	25,000	23,152	8,967
HR - TRAINING & TRAVEL EXPENSE	-975	1,667	0	-1,199	16,667	12,407	17,866
HR - EXPENDABLE ASSETS	0	83	0	115	833	0	718
TOTAL HUMAN RESOURCE	37,899	45,737	45,200	372,777	457,374	386,342	84,597
GENERAL							
GEN - LEGAL ADS	0	42	0	265	417	2,077	152
GEN - PTS-OTHER	257	10,000	10,804	50,461	100,000	64,142	49,539
GEN - SECURITY SERVICES	19,035	17,667	19,997	180,443	176,667	180,063	-3,776
GEN - OFFICE EXPENSES	2,048	3,333	3,285	16,617	33,333	19,463	16,716
GEN - OFFICE EXPENSE-IT	0	167	52	1,236	1,667	1,005	430
GEN - EXPENDABLE ASSETS	0	46	51	0	458	45	458
GEN - UTILITIES-ELECTRIC	26,233	25,000	6,760	178,454	250,000	181,272	71,546
GEN - UTILITIES-ELECTRIC - CNG	5,837	4,583	16,620	61,225	45,833	47,497	-15,392
GEN - UTILITIES-OTHER	2,852	2,500	2,501	30,009	25,000	26,010	-5,009
GEN - UTILITIES-TELEPHONE	9,265	9,971	9,496	79,356	99,709	74,692	20,353
GEN - UTILITIES-TELEPHONE - CNG	0	200	211	2,006	2,000	2,020	-6
GEN - UTILITIES-NATURAL GAS	1,547	14,583	429	74,296	145,833	65,201	71,538
GEN - UTILITIES & MAINT MASSILLON	0	667	0	0	6,667	0	6,667
PREM FOR PUBLIC LIAB & PROPERTY DAMA...	0	38,362	36,836	338,847	383,623	368,363	44,776
PREM FOR EXCESS INSURANCE	0	6,491	7,153	62,144	64,908	71,532	2,763
GEN - PAYOUTS-DEDUCTIBLES	0	2,333	0	15,195	23,333	16,372	8,138
GEN - PROPERTY TAXES	0	2,500	0	20,725	25,000	6,400	4,275
GEN - DUES & SUBSCRIPTIONS	3,576	4,167	1,468	44,484	41,667	33,203	-2,817
GEN - BAD DEBT EXPENSE	0	250	0	0	2,500	0	2,500
GEN - SAFETY	208	208	115	2,007	2,083	1,652	76
GEN - FEES	13,878	1,067	1,862	28,447	10,667	13,574	-17,780
GEN - FEES CREDIT CARD	1,536	3,183	463	12,924	31,833	3,463	18,909
GEN - ADVERSTING COMMISSION	-440	0	0	-10,112	0	0	10,112
GEN - ADVERSTING	-743	0	0	-5,950	0	0	5,950
GEN - SALES TAX COLLECTION EXPENSE	14,913	12,500	13,605	143,351	125,000	125,321	-18,351
GEN - POSTAGE	0	417	0	450	4,167	235	3,716
GEN - MISCELLANEOUS	0	379	0	545	3,793	0	3,247
GEN - CTE MCHOE	0	0	0	0	0	94,332	0

Date Printed 11/29/2021
 Time Printed 9:29 AM

STARK AREA REGIONAL TRANSIT AUTHORITY
 DETAILED INCOME STATEMENT
 For the Period Ending 10/31/2021

	October 2021 Actual	October 2021 Budget	October 2020 Prior Yr Actual	Jan 21-Oct 21 Actual	Jan 21-Oct 21 Budget	Jan 20-Oct 20 Prior Yr Actual	-over/under Budget
GEN - CTE RFHCC	0	15,308	41,186	50,164	153,083	284,075	102,920
SUBGRANTEE - 5310 ENHANCED MOBILITY	0	49,396	69,906	185,580	493,958	164,854	308,378
SUBGRANTEE - CALSTART HYDROGEN	0	11,205	0	0	112,048	0	112,048
SUBGRANTEE - RESEARCH	0	155,824	4,844	291,978	1,558,244	26,974	1,266,266
TOTAL GENERAL EXPENSES	100,002	392,349	247,643	1,855,147	3,923,490	1,873,837	2,068,343
TOTAL EXPENSES	1,980,610	2,352,782	1,998,036	19,762,618	23,527,824	18,765,896	3,765,206
OPERATING INCOME (LOSS) EXCLUDING PREVENTIVE MAINTENANCE GRANTS	-78,190	-1,110,189	-490,103	-2,911,347	-10,124,668	-5,248,387	-7,213,321
RESTRICTED REVENUE FROM CAPITAL G...							
TOTAL LOCAL CASH GRANTS							
STATE CAPITAL GRANTS	37,450	120,134	0	173,784	1,201,336	3,221,896	1,027,552
TOTAL STATE GRANTS	37,450	120,134	0	173,784	1,201,336	3,221,896	1,027,552
FG - 5310 ENHANCED MOBILITY	0	0	55,744	180,826	0	165,929	-180,826
SUBGRANTEE CONTRACTS CONTRA	0	75,909	0	0	759,090	0	759,090
FG - CTE	0	0	-14,598	0	0	0	0
FG - PLANNING	0	54,377	9,196	51,808	543,768	10,671	491,960
FCG - PREVENTIVE MAINTENANCE	0	390,369	66,281	2,090,978	3,903,689	2,205,197	1,812,711
FCG - HYDROGEN PROJECT CALSTART	0	0	0	56,060	0	0	-56,060
FEDERAL GRANTS	2,865	413,192	0	1,610,446	4,131,916	3,668,333	2,521,470
FEDERAL GRANTS-OTHER	0	155,824	4,844	291,977	1,558,244	26,974	1,266,267
FEDERAL CAPITAL GRANTS	218,040	1,406,061	1,078,676	1,974,333	14,060,609	4,418,248	12,086,276
TOTAL FEDERAL GRANTS	220,905	2,495,732	1,200,143	6,256,428	24,957,316	10,495,353	18,700,888
TOTAL GRANTS	258,355	2,615,865	1,200,143	6,430,212	26,158,651	13,717,248	19,728,440
DEPRECIATION & AMORTIZATION							
DEPRECIATION EXP-GRANTS	316,782	250,000	275,312	3,123,296	2,500,000	2,727,984	-623,296
DEPRECIATION EXP-LOCAL MATCH	47,143	37,500	42,149	457,195	375,000	408,470	-82,195
GENERAL AMORTIZATION	689	20,833	8,508	21,484	208,333	23,106	186,849
TOTAL DEPRECIATION & AMORTIZATION	364,614	308,333	325,969	3,601,975	3,083,333	3,159,561	-518,642
GAIN/LOSS ON DISPOSAL	0	5,000	0	-2,412	50,000	-5,936	52,412
GEN - SETTLEMENTS/LOSSES	700,000	1,250	0	700,000	12,500	0	-687,500
TOTAL GAIN/LOSS ON DISPOSAL OF ASSE...	700,000	6,250	0	697,588	62,500	-5,936	-635,088
NET INCOME AFTER DEPRECIATION,AMO...	-884,449	1,191,093	384,071	-780,698	12,888,150	5,315,236	13,668,848

*Stark Area Regional Transit Authority
Summary Income Statement
For the Ten Months Ending Sunday, October 31, 2021*

	<u>2021</u>	<u>2020</u>
TOTAL FARES	1,092,204	925,429
TOTAL PROGRAM INCOME	66,575	35,377
TOTAL AUX TRANS REVENUE	7,049	120
TOTAL INTEREST & DISCOUNT REVENUE	3,199	66,441
TOTAL NON-TRANSPORTATION REVENUE	1,251,569	201,108
<u>TOTAL SALES TAX REVENUE</u>	<u>14,430,676</u>	<u>12,289,035</u>
TOTAL REVENUES	16,851,271	13,517,509
TOTAL WAGES	8,474,372	8,513,008
TOTAL HEALTH	2,717,869	2,414,187
TOTAL PERS & BENEFITS	2,620,582	2,388,846
PROFESSIONAL SERVICES - LEGAL	493,500	289,415
PROFESSIONAL SERVICES - OTHER	365,513	328,796
MATERIALS	1,781,936	1,630,950
SUPPLIES	523,764	459,941
FUEL	839,874	704,507
UTILITIES	425,346	396,692
CASUALTY & LIABILITY INSURANCE	465,871	510,548
FUEL TAX	56,473	48,401
DUES & SUBSCRIPTIONS	69,230	53,881
ADVERTISING	124,566	129,265
TRAINING	19,580	56,402
LEGAL ADS	2,420	3,107
EXPENDABLE ASSETS	5,416	8,105
TUITION REIMBURSEMENT	0	9,139
WELLNESS	16,033	23,152
SECURITY/SAFETY	182,450	181,716
LEASES & RENTS	0	0
EMPLOYEE RELATIONS	14,183	22,834
BOARD	0	0
GENERAL EXPENSES	35,920	22,772
<u>SUBGRANTEE</u>	<u>527,721</u>	<u>570,234</u>
TOTAL EXPENSES	19,762,618	18,765,896
OPERATING INCOME (LOSS) EXCLUDING	-2,911,347	-5,248,387
TOTAL STATE GRANTS	173,784	3,221,896
<u>TOTAL FEDERAL GRANTS</u>	<u>6,256,428</u>	<u>10,495,353</u>
TOTAL GRANTS	6,430,212	13,717,248
TOTAL DEPRECIATION & AMORTIZATION	3,601,975	3,159,561
TOTAL GAIN/LOSS ON DISPOSAL OF ASSETS	697,588	-5,936
NET INCOME AFTER DEPRECIATION,AMORTIZATION & DISPOSALS	-780,698	5,315,236

STARK AREA REGIONAL TRANSIT AUTHORITY
CHECKS SORTED BY CHECK NUMBER FOR OCTOBER 2021

Document Number	Vendor Name	Document Amount	Document Date	Purpose
094333	AEP OHIO	18,262.68	10/13/2021	
094334	ALLIANCE WATER UTILITY	231.00	10/13/2021	
094335	AULTWORKS OCCU HEALTH SVC	253.00	10/13/2021	
094336	BRG PRECISION PRODUCTS	1,386.84	10/13/2021	
094337	BRINKS INC.	1,746.02	10/13/2021	
094338	CANTON CITY UTILITIES	939.93	10/13/2021	
094339	CAREER MARKET PLACE INC	346.00	10/13/2021	
094340	CFIS GROUP	676.65	10/13/2021	
094341	CITY OF MASSILLON - SEWER	270.05	10/13/2021	
094342	COMMQUEST SERVICES INC	1,000.00	10/13/2021	
094343	COMMUNITY ACTION WAYNE MEDINA	1,070.97	10/13/2021	
094344	CORNERSTONE INFORMATION ASSURANCE LTD	144.00	10/13/2021	
094345	CUMMINS SALES AND SERVICE	7,451.87	10/13/2021	
094346	DAMON INDUSTRIES INC	410.94	10/13/2021	
094347	EVUNITED	14,250.00	10/13/2021	
094348	FINGER LAKES SYSTEM CHEMSITRY	456.00	10/13/2021	
094349	GOODYEAR TIRE AND RUBBER	17,036.61	10/13/2021	
094350	MSC INDUSTRIAL SUPPLY CO	95.82	10/13/2021	
094351	NORTHCOAST EQUIPMENT SPECIALISTS	41.95	10/13/2021	
094352	PROGRESSIVE CHEVROLET	2,091.23	10/13/2021	
094353	PROGRESSIVE CHRYSLER JEEP DODGE INC	282.50	10/13/2021	
094354	QUI-KEYS	2,220.00	10/13/2021	
094355	Refuge of Hope	1,000.00	10/13/2021	
094356	REMIX SOFTWARE INC	20,020.00	10/13/2021	
094357	TOLLS BY MAIL PAYMENT PROCESSING	5.87	10/13/2021	
094358	TRAVELHOST OF AKRON CANTON	3,300.00	10/13/2021	
094359	UPS FREIGHT	19.38	10/13/2021	
094360	W.W. GRAINGER INC.	426.84	10/13/2021	
094361	ZEP MANUFACTURING CO.	142.39	10/13/2021	
094362	ZIEGLER TIRE	170.66	10/13/2021	
094363	ALPHA LAND TITLE AGENCY	100,000.00	10/14/2021	
094364	CHARLES STREET ASSOCIATES	600,000.00	10/14/2021	
094365	AEP OHIO	796.36	10/21/2021	
094366	AQUA OHIO INC	54.98	10/21/2021	
094367	CASH	21.00	10/21/2021	
094368	CLEAN ENERGY	16,592.12	10/21/2021	
094369	CUMMINS SALES AND SERVICE	1,398.73	10/21/2021	
094370	DOMINION EAST OHIO	5,406.41	10/21/2021	
094371	ELDORADO NATIONAL - CALIFORNIA	188.57	10/21/2021	
094372	LIBERTY FORD	366.45	10/21/2021	
094373	OHIO EDISON	362.55	10/21/2021	
094374	PEOPLE	16.00	10/21/2021	
094375	PROGRESSIVE CHEVROLET	1,694.99	10/21/2021	
094376	STANDARD INS CO	1,704.43	10/21/2021	
094377	UNITED STATES TREASURY	280.23	10/21/2021	
094378	UPS FREIGHT	42.43	10/21/2021	
094379	VERIZON WIRELESS	1,360.67	10/21/2021	
094380	PROGRESSIVE CHRYSLER JEEP DODGE INC	88.75	10/21/2021	
094381	AEP OHIO	635.49	10/28/2021	
094382	AT&T 5011	2,308.74	10/28/2021	
094383	CAREER MARKET PLACE INC	320.00	10/28/2021	
094384	COLUMBIA GAS OF OHIO	41.12	10/28/2021	
094385	CUMMINS SALES AND SERVICE	30,247.63	10/28/2021	
094386	ELDORADO NATIONAL - CALIFORNIA	1,692.46	10/28/2021	
094387	FINGER LAKES SYSTEM CHEMSITRY	684.00	10/28/2021	
094388	GOODYEAR TIRE AND RUBBER	30.00	10/28/2021	
094389	KENT STATE UNIV. STARK	5,990.00	10/28/2021	
094390	LEGAL SHIELD	981.00	10/28/2021	
094391	MSC INDUSTRIAL SUPPLY CO	87.35	10/28/2021	
094392	NORTHERN MOBILE ELECTRIC	114.50	10/28/2021	
094393	OHIO EDISON	277.08	10/28/2021	
094394	PEOPLE	16.00	10/28/2021	
094395	PLANETERIA MEDIA	23,465.00	10/28/2021	
094396	S & K ASPHALT AND CONCRETE INC	600.00	10/28/2021	
094397	UPS FREIGHT	15.36	10/28/2021	
094398	W.W. GRAINGER INC.	1,366.61	10/28/2021	
094399	ZIEGLER TIRE	1,247.00	10/28/2021	

End Report

STARK AREA REGIONAL TRANSIT AUTHORITY
CHECKS SORTED BY CHECK VENDOR FOR OCTOBER 2021

Vendor Name	Document Number	Document Amount	Document Date	Purpose
AEP OHIO	094333	18,262.68	10/13/2021	
AEP OHIO	094365	796.36	10/21/2021	
AEP OHIO	094381	635.49	10/28/2021	
ALLIANCE WATER UTILITY	094334	231.00	10/13/2021	
ALPHA LAND TITLE AGENCY	094363	100,000.00	10/14/2021	
AQUA OHIO INC	094366	54.98	10/21/2021	
AT&T 5011	094382	2,308.74	10/28/2021	
AULTWORKS OCCU HEALTH SVC	094335	253.00	10/13/2021	
BRG PRECISION PRODUCTS	094336	1,386.84	10/13/2021	
BRINKS INC.	094337	1,746.02	10/13/2021	
CANTON CITY UTILITIES	094338	939.93	10/13/2021	
CAREER MARKET PLACE INC	094339	346.00	10/13/2021	
CAREER MARKET PLACE INC	094383	320.00	10/28/2021	
CASH	094367	21.00	10/21/2021	
CFIS GROUP	094340	676.65	10/13/2021	
CHARLES STREET ASSOCIATES	094364	600,000.00	10/14/2021	
CITY OF MASSILLON - SEWER	094341	270.05	10/13/2021	
CLEAN ENERGY	094368	16,592.12	10/21/2021	
COLUMBIA GAS OF OHIO	094384	41.12	10/28/2021	
COMMQUEST SERVICES INC	094342	1,000.00	10/13/2021	
COMMUNITY ACTION WAYNE MEDINA	094343	1,070.97	10/13/2021	
CORNERSTONE INFORMATION ASSURANCE LTD	094344	144.00	10/13/2021	
CUMMINS SALES AND SERVICE	094345	7,451.87	10/13/2021	
CUMMINS SALES AND SERVICE	094385	30,247.63	10/28/2021	
CUMMINS SALES AND SERVICE	094369	1,398.73	10/21/2021	
DAMON INDUSTRIES INC	094346	410.94	10/13/2021	
DOMINION EAST OHIO	094370	5,406.41	10/21/2021	
ELDORADO NATIONAL - CALIFORNIA	094371	188.57	10/21/2021	
ELDORADO NATIONAL - CALIFORNIA	094386	1,692.46	10/28/2021	
EVUNITED	094347	14,250.00	10/13/2021	
FINGER LAKES SYSTEM CHEMSITRY	094348	456.00	10/13/2021	
FINGER LAKES SYSTEM CHEMSITRY	094387	684.00	10/28/2021	
GOODYEAR TIRE AND RUBBER	094349	17,036.61	10/13/2021	
GOODYEAR TIRE AND RUBBER	094388	30.00	10/28/2021	
KENT STATE UNIV. STARK	094389	5,990.00	10/28/2021	
LEGAL SHIELD	094390	981.00	10/28/2021	
LIBERTY FORD	094372	366.45	10/21/2021	
MSC INDUSTRIAL SUPPLY CO	094350	95.82	10/13/2021	
MSC INDUSTRIAL SUPPLY CO	094391	87.35	10/28/2021	
NORTHCOAST EQUIPMENT SPECIALISTS	094351	41.95	10/13/2021	
NORTHERN MOBILE ELECTRIC	094392	114.50	10/28/2021	
OHIO EDISON	094373	362.55	10/21/2021	
OHIO EDISON	094393	277.08	10/28/2021	
PEOPLE	094374	16.00	10/21/2021	
PEOPLE	094394	16.00	10/28/2021	
PLANETERIA MEDIA	094395	23,465.00	10/28/2021	
PROGRESSIVE CHEVROLET	094352	2,091.23	10/13/2021	
PROGRESSIVE CHEVROLET	094375	1,694.99	10/21/2021	
PROGRESSIVE CHRYSLER JEEP DODGE INC	094353	282.50	10/13/2021	
PROGRESSIVE CHRYSLER JEEP DODGE INC	094380	88.75	10/21/2021	
QUI-KEYS	094354	2,220.00	10/13/2021	
Refuge of Hope	094355	1,000.00	10/13/2021	
REMIX SOFTWARE INC	094356	20,020.00	10/13/2021	
S & K ASPHALT AND CONCRETE INC	094396	600.00	10/28/2021	
STANDARD INS CO	094376	1,704.43	10/21/2021	
TOLLS BY MAIL PAYMENT PROCESSING	094357	5.87	10/13/2021	
TRAVELHOST OF AKRON CANTON	094358	3,300.00	10/13/2021	
UNITED STATES TREASURY	094377	280.23	10/21/2021	
UPS FREIGHT	094359	19.38	10/13/2021	
UPS FREIGHT	094378	42.43	10/21/2021	
UPS FREIGHT	094397	15.36	10/28/2021	
VERIZON WIRELESS	094379	1,360.67	10/21/2021	
W.W. GRAINGER INC.	094360	426.84	10/13/2021	
W.W. GRAINGER INC.	094398	1,366.61	10/28/2021	
ZEP MANUFACTURING CO.	094361	142.39	10/13/2021	
ZIEGLER TIRE	094362	170.66	10/13/2021	
ZIEGLER TIRE	094399	1,247.00	10/28/2021	

End Report

STARK AREA REGIONAL TRANSIT AUTHORITY
ELECTRONIC PAYMENT REGISTER FOR OCTOBER 2021

Document Number	Vendor Name	Document Amount	Document Date	Purpose
000102229	AFLAC	7,727.67	10/27/2021	
000101989	AMERICAN HERITAGE LIFE INS CO	844.44	10/13/2021	
000102351	CANAL FULTON TAX	177.15	10/29/2021	
000101796	CANTON CITY INCOME TAX	9,498.83	10/1/2021	
000102004	CANTON CITY INCOME TAX	9,426.11	10/15/2021	
000102349	CANTON CITY INCOME TAX	9,805.28	10/29/2021	
000101799	CONSUMER DRIVEN ADMINISTRATORS LLC	655.00	10/8/2021	
000101990	COLONIAL SUPPLEMENTAL INSURANCE	925.15	10/13/2021	
000102228	COLONIAL SUPPLEMENTAL INSURANCE	942.59	10/27/2021	
000102353	DALTON TAX	46.65	10/29/2021	
000101798	HEALTH TP OF OHIO	310,000.00	10/8/2021	
000101977	HUNTINGTON BANK - EA1W18	21,918.65	10/12/2021	
000101795	INTERNAL REVENUE SERVICE	43,968.59	10/1/2021	
000102005	INTERNAL REVENUE SERVICE	43,730.74	10/15/2021	
000102348	INTERNAL REVENUE SERVICE	46,300.91	10/29/2021	
000101988	OHIO CSPC	5,018.43	10/13/2021	
000102230	OHIO CSPC	5,018.43	10/27/2021	
000101797	OHIO DEPT OF TAXATION	9,157.99	10/1/2021	
000102006	OHIO DEPT OF TAXATION	9,075.70	10/15/2021	
000102350	OHIO DEPT OF TAXATION	9,499.55	10/29/2021	
000101991	OHIO PUBLIC EMPLOYEES	8,350.00	10/13/2021	
000102227	OHIO PUBLIC EMPLOYEES	8,495.00	10/27/2021	
000102064	OPERS	184,861.86	10/19/2021	
000102352	SEBRING TAX	48.40	10/29/2021	

EFT-Payables Generated Payments

Document Number	Vendor Name	Document Amount	Document Date	Purpose
EFT000000004044	"HARRIS BATTERY COMPANY	1,249.68	10/13/2021	
EFT000000004131	"TRANSPORT SPECIALISTS	1,614.35	10/27/2021	
EFT000000004031	ACTION DOOR	302.50	10/13/2021	
EFT000000003998	AFSCME	3,738.86	10/6/2021	
EFT000000004102	AFSCME	3,686.20	10/27/2021	
EFT000000004071	AFSCME	3,686.20	10/21/2021	
EFT000000003999	AIR PRODUCTS AND CHEMICALS INC	8,510.12	10/6/2021	
EFT000000004032	AIR PRODUCTS AND CHEMICALS INC	7,025.55	10/13/2021	
EFT000000004103	AIR PRODUCTS AND CHEMICALS INC	6,849.14	10/27/2021	
EFT000000004072	AIR PRODUCTS AND CHEMICALS INC	17,015.66	10/21/2021	
EFT000000004023	AIRGAS USA LLC	444.13	10/6/2021	
EFT000000004121	AIRGAS USA LLC	427.26	10/27/2021	
EFT000000004000	AMERICAN FOOD & VENDING	178.40	10/6/2021	
EFT000000004033	AMERICAN FOOD & VENDING	215.48	10/13/2021	
EFT000000004104	AMERICAN FOOD & VENDING	31.85	10/27/2021	
EFT000000004073	AMERICAN FOOD & VENDING	241.13	10/21/2021	
EFT000000004001	AUTOMOTIVE DISTRIBUTORS WAREHOUSE	232.46	10/6/2021	
EFT000000004034	AUTOMOTIVE DISTRIBUTORS WAREHOUSE	2,193.28	10/13/2021	
EFT000000004097	AUTOMOTIVE DISTRIBUTORS WAREHOUSE	44.88	10/21/2021	
EFT000000004003	BRUSKE PRODUCTS	1,741.00	10/6/2021	
EFT000000004035	CANTON PEST CONTROL	178.00	10/13/2021	
EFT000000004075	CANTON PEST CONTROL	47.00	10/21/2021	
EFT000000004105	CANTON PEST CONTROL	74.00	10/27/2021	
EFT000000004036	CANTON POLICE PATROLMENS	4,294.00	10/13/2021	
EFT000000004106	CANTON POLICE PATROLMENS	3,999.50	10/27/2021	
EFT000000004037	CANTON TOWING	2,142.50	10/13/2021	
EFT000000004076	CANTON TOWING	11,267.50	10/21/2021	
EFT000000004107	CANTON TOWING	3,000.00	10/27/2021	
EFT000000004004	CHARLES STREET ASSOCIATES	1,156.17	10/6/2021	
EFT000000004101	CHARLES STREET ASSOCIATES	600,000.00	10/26/2021	
EFT000000004005	CINTAS	142.49	10/6/2021	
EFT000000004038	CINTAS	622.72	10/13/2021	
EFT000000004077	CINTAS	738.45	10/21/2021	
EFT000000004108	CINTAS	398.62	10/27/2021	
EFT000000004006	CITIZENS FOR SARTA	121.00	10/6/2021	
EFT000000004078	CITIZENS FOR SARTA	124.00	10/21/2021	
EFT000000004109	CITIZENS FOR SARTA	177.00	10/27/2021	
EFT000000004088	CLEVELAND CLINIC MERCY HOSPITAL	2,689.15	10/21/2021	
EFT000000004125	CRAIG SMITH	217.80	10/27/2021	Travel per diem
EFT000000004079	CREATIVE BUS SALES	168.00	10/21/2021	
EFT000000004008	CULLIGAN OF CANTON	309.00	10/6/2021	
EFT000000004099	D & W DIESEL INC	4,383.46	10/21/2021	
EFT000000004009	DE LAGE LANDEN FINANCIAL SEVICES INC	489.00	10/6/2021	
EFT000000004080	DE LAGE LANDEN FINANCIAL SEVICES INC	239.00	10/21/2021	
EFT000000004010	DON SMITH AUTO PARTS	129.29	10/6/2021	
EFT000000004039	DON SMITH AUTO PARTS	1,437.47	10/13/2021	
EFT000000004098	DON SMITH AUTO PARTS	1,099.62	10/21/2021	

STARK AREA REGIONAL TRANSIT AUTHORITY
ELECTRONIC PAYMENT REGISTER FOR OCTOBER 2021

EFT-Payables Generated Payments				
Document Number	Vendor Name	Document Amount	Document Date	Purpose
EFT000000004112	DON SMITH AUTO PARTS	313.96	10/27/2021	
EFT000000004011	EMPLOYER HCS	15,250.91	10/6/2021	
EFT000000004040	FAMOUS SUPPLY	465.25	10/13/2021	
EFT000000004113	FURBAY/MANSFIELD ELECTRIC	56.85	10/27/2021	
EFT000000004081	FURBAY/MANSFIELD ELECTRIC	252.66	10/21/2021	
EFT000000004136	GENFARE A DIVISION OF SPX CORP	310,000.00	10/28/2021	
EFT000000004012	GILLIG LLC	3,470.52	10/6/2021	
EFT000000004041	GILLIG LLC	1,468.21	10/13/2021	
EFT000000004082	GILLIG LLC	8,447.68	10/21/2021	
EFT000000004114	GILLIG LLC	270.62	10/27/2021	
EFT000000004086	GIOVANNI CUSTOMZ	4,542.50	10/21/2021	
EFT000000004013	GLADIUEX ENEGY	15,871.54	10/6/2021	
EFT000000004042	GLADIUEX ENEGY	15,279.00	10/13/2021	
EFT000000004083	GLADIUEX ENEGY	15,272.90	10/21/2021	
EFT000000004084	GRAPHIC ENTERPRISES INC	707.42	10/21/2021	
EFT000000004045	HERBS TRANSMISSION	4,100.00	10/13/2021	
EFT000000004115	HERBS TRANSMISSION	4,800.00	10/27/2021	
EFT000000004046	HILSCHER-CLARKE	1,132.28	10/13/2021	
EFT000000004016	INDEPENDENT ELEVATOR CO.	172.00	10/6/2021	
EFT000000004085	INNIS MAGGIORE GROUP INC	29,590.74	10/21/2021	
EFT000000004047	INTEGRITY CRANE SERVICES	539.70	10/13/2021	
EFT000000004062	J DAVID RESS	996.00	10/13/2021	
EFT000000004017	J. P. BOYLAN CO. & SONS	350.00	10/6/2021	
EFT000000004048	J. P. BOYLAN CO. & SONS	300.00	10/13/2021	
EFT000000004116	J. P. BOYLAN CO. & SONS	320.00	10/27/2021	
EFT000000004074	KEVIN BAKER	54.99	10/21/2021	Tools reimbursement
EFT000000004007	KIRT CONRAD	102.00	10/6/2021	Travel per diem
EFT000000004110	KIRT CONRAD	217.80	10/27/2021	Travel per diem
EFT000000004018	KWGD	41,633.99	10/6/2021	
EFT000000004050	LIBERTY TIRE RECYCLING	906.79	10/13/2021	
EFT000000004019	M CONLEY	1,163.23	10/6/2021	
EFT000000004052	M CONLEY	19.00	10/13/2021	
EFT000000004051	MAGIC GARAGE DOOR INC	560.00	10/13/2021	
EFT000000004015	MARK D HENNING	2,580.00	10/6/2021	Consulting
EFT000000004020	MEDICAID BILLING SOLUTIONS INC	12.55	10/6/2021	
EFT000000004053	MEDICAID BILLING SOLUTIONS INC	18.95	10/13/2021	
EFT000000004087	MEDICAID BILLING SOLUTIONS INC	17.38	10/21/2021	
EFT000000004117	MEDICAID BILLING SOLUTIONS INC	124.34	10/27/2021	
EFT000000004054	MELTWATER NEWS US INC.	13,000.00	10/13/2021	
EFT000000004055	METRO CLEVELAND SECURITY INC	3,806.25	10/13/2021	
EFT000000004118	METRO CLEVELAND SECURITY INC	4,143.75	10/27/2021	
EFT000000004021	MOHAWK MFG. & SUPPLY CO.	1,156.08	10/6/2021	
EFT000000004056	MOHAWK MFG. & SUPPLY CO.	30.40	10/13/2021	
EFT000000004089	MOHAWK MFG. & SUPPLY CO.	572.64	10/21/2021	
EFT000000004119	MOHAWK MFG. & SUPPLY CO.	71.06	10/27/2021	
EFT000000004022	MUNCIE RECLAMATION & SPLY	917.34	10/6/2021	
EFT000000004057	MUNCIE RECLAMATION & SPLY	1,031.06	10/13/2021	
EFT000000004090	MUNCIE RECLAMATION & SPLY	524.10	10/21/2021	
EFT000000004120	MUNCIE RECLAMATION & SPLY	1,503.09	10/27/2021	
EFT000000004058	NEORIDE	5,619.27	10/13/2021	
EFT000000004059	OHIO PUBLIC TRANSIT ASSOC	250.00	10/13/2021	
EFT000000004091	OHIO PUBLIC TRANSIT ASSOC	6,688.50	10/21/2021	
EFT000000004024	PRINTING CONCEPTS INC	1,245.00	10/6/2021	
EFT000000004122	R STRATEGY GROUP	5,052.50	10/27/2021	
EFT000000004060	RALPH C. WILLIAMS INC	155.00	10/13/2021	
EFT000000004025	REDMONDS PARTS & SUPPY INC.	669.53	10/6/2021	
EFT000000004061	REDMONDS PARTS & SUPPY INC.	1,601.14	10/13/2021	
EFT000000004100	REDMONDS PARTS & SUPPY INC.	4,689.19	10/21/2021	
EFT000000004135	REDMONDS PARTS & SUPPY INC.	302.20	10/27/2021	
EFT000000004002	RICHARD L. BOWEN & ASSOCIATES	38,806.02	10/6/2021	
EFT000000004049	ROBERT KOVACSISS	150.00	10/13/2021	Boots reimbursement
EFT000000004063	SAFETY-KLEEN	812.51	10/13/2021	
EFT000000004026	SBLEAR LLC	358.75	10/6/2021	
EFT000000004123	SBLEAR LLC	355.25	10/27/2021	
EFT000000004027	SILCO	89.50	10/6/2021	
EFT000000004092	SILCO	60.00	10/21/2021	
EFT000000004064	SILCO	50.00	10/13/2021	
EFT000000004124	SILCO	736.00	10/27/2021	
EFT000000004126	STALEY TECH INC	3,494.90	10/27/2021	
EFT000000004093	STANDARD PLUMBING AND HEAT	4,734.00	10/21/2021	
EFT000000004127	STANDARD PLUMBING AND HEAT	727.75	10/27/2021	
EFT000000004028	TESCO	4,725.95	10/6/2021	
EFT000000004094	TESCO	1,110.88	10/21/2021	

STARK AREA REGIONAL TRANSIT AUTHORITY
ELECTRONIC PAYMENT REGISTER FOR OCTOBER 2021

EFT-Payables Generated Payments				
Document Number	Vendor Name	Document Amount	Document Date	Purpose
EFT000000004066	TESCO	883.09	10/13/2021	
EFT000000004129	TESCO	23.57	10/27/2021	
EFT000000004014	THE GLASS STATION	860.00	10/6/2021	
EFT000000004043	THE GLASS STATION	1,075.00	10/13/2021	
EFT000000004069	THE WORKSHOPS INC.	2,306.52	10/13/2021	
EFT000000004029	THOMAS ENERGY CONSULTING	4,766.00	10/6/2021	
EFT000000004130	TRANSPORT SPECIALISTS	1,148.50	10/27/2021	
EFT000000004132	TRAPEZE SOFTWARE GROUP	5,625.00	10/27/2021	
EFT000000004128	TTX INC TELETRONICS SERVICES	7,656.00	10/27/2021	
EFT000000004030	US SAFETYGEAR INC	1,400.00	10/6/2021	
EFT000000004065	VELOSIO	914.62	10/13/2021	
EFT000000004133	ARE TROUBLED ON EVERY SIDE OUT REACH PROGRA	300.00	10/27/2021	
EFT000000004095	WESTERN BRANCH DIESEL INC	288.73	10/21/2021	
EFT000000004067	WESTERN BRANCH DIESEL INC	2,216.97	10/13/2021	
EFT000000004068	WHBC	6,450.00	10/13/2021	
EFT000000004070	WORK HEALTH & SAFETY SERVICES	3,035.00	10/13/2021	
EFT000000004096	YMCA OF CENTRAL STARK COUNTY	2,326.00	10/21/2021	
EFT000000004134	ZIEGLERS BOLT NUT HOUSE	4.12	10/27/2021	
End Report				



Project Type	Type	Project Name	Grant Number	Federal Share	Year of Allocation	Amended Amount	Draw Amounts	FTA Funding Balance
PM	FEDERAL	FY18 UTP PM	OH-2018-006-00	80%	2018	\$ 326,546.00	\$ (326,546.00)	\$ -
BUSES	FEDERAL	DERG 40' Hydrogen Bus	OH-2018-006-00	80%	2018	\$ 1,079,920.00	\$ (1,079,920.00)	\$ -
BUSES	FEDERAL	DERG 30' CNG Bus 470	OH-2018-006-00	80%	2018	\$ 388,554.00	\$ -	\$ 388,554.00
						\$ 1,795,020.00	\$ (1,406,466.00)	\$ 388,554.00
BUSES	FEDERAL	LoNo 40' Hydrogen Bus	OH-2018-007-00	85%	2018	\$ 1,511,000.00	\$ (1,429,952.00)	\$ 81,048.00
CAPITAL	FEDERAL	LoNo 4 SARTA Data Biodigestor	OH-2018-007-00	80%	2018	\$ 100,000.00	\$ (54,507.00)	\$ 45,493.00
PASS THRU	FEDERAL	LoNo 4 CalStart Data	OH-2018-007-00	80%	2018	\$ 139,000.00	\$ (139,000.00)	\$ -
						\$ 1,750,000.00	\$ (1,623,459.00)	\$ 126,541.00
BUSES	STATE	FY18 OTPPP <30' Hydro Buses	OH-2018-017-00	80%	2018	\$ 610,022.00	\$ (610,022.00)	\$ -
PM	STATE	FY18 OTPPP PM	OH-2018-017-00	80%	2018	\$ 1,326,805.00	\$ (1,326,805.00)	\$ -
IT	STATE	FY18 OTPPP Fareboxes	OH-2018-017-00	80%	2018	\$ 1,763,428.00	\$ (1,706,733.00)	\$ 56,695.00
						\$ 3,700,255.00	\$ (3,643,560.00)	\$ 56,695.00
BUSES	EPA	FY18 AFV 30' CNG Buses 470	A18S-008	100%	2018	\$ 25,000.00	\$ -	\$ 25,000.00
BUSES	EPA	AFV 40' CNG Bus 976	A18S-008	100%	2019	\$ 25,000.00	\$ (25,000.00)	\$ -
						\$ 50,000.00	\$ (25,000.00)	\$ 25,000.00
BUSES	FEDERAL	FY18 5339 Bus and Bus Facility Vehicle Rehab	OH-2018-029-00	80%	2018	\$ 119,972.00	\$ (118,440.00)	\$ 1,532.00
BUSES	FEDERAL	FY18 5339 Bus and Bus Facility Transit Rehab	OH-2018-029-00	80%	2018	\$ 100,000.00	\$ (100,000.00)	\$ -
CAPITAL	FEDERAL	FY18 5339 Bus Wash	OH-2018-029-00	80%	2018	\$ 200,000.00	\$ (200,000.00)	\$ -
CAPITAL	FEDERAL	FY18 5339 TAM Plan Implementation	OH-2018-029-00	80%	2018	\$ 5,000.00	\$ (5,000.00)	\$ -
MAINT	FEDERAL	FY18 5339 Purchase Shop Equipment	OH-2018-029-00	80%	2018	\$ 119,000.00	\$ (119,000.00)	\$ -
						\$ 543,972.00	\$ (542,440.00)	\$ 1,532.00
5310	FEDERAL	FY18 5310 SARTA Admin	OH-2018-030-00	100%	2018	\$ 29,811.00	\$ (7,461.00)	\$ 22,350.00
5310	FEDERAL	FY18 5310 SCATS Admin	OH-2018-030-00	100%	2018	\$ -	\$ -	\$ -
5310	FEDERAL	FY18 5310 Mercy Op	OH-2018-030-00	50%	2018	\$ 33,197.00	\$ (37,278.00)	\$ (4,081.00)
5310	FEDERAL	FY18 5310 ABCD Op	OH-2018-030-00	50%	2018	\$ 51,564.00	\$ (51,564.00)	\$ -
5310	FEDERAL	FY18 5310 ABCD Cap	OH-2018-030-00	80%	2018	\$ 63,950.00	\$ (63,950.00)	\$ -
5310	FEDERAL	FY18 5310 TWI Cap	OH-2018-030-00	80%	2018	\$ 56,606.00	\$ (56,606.00)	\$ -
5310	FEDERAL	FY18 5310 TWI Op	OH-2018-030-00	50%	2018	\$ 26,637.00	\$ (26,637.00)	\$ -
5310	FEDERAL	FY18 5310 JRC Cap	OH-2018-030-00	80%	2018	\$ 36,375.00	\$ (36,375.00)	\$ -
						\$ 298,140.00	\$ (279,871.00)	\$ 18,269.00
5310	FEDERAL	FY18 5310 SARTA <30 Vehicle	OH-2019-022-00	80%	2019	\$ 63,000.00	\$ (63,000.00)	\$ -
5310	FEDERAL	FY18 5310 FCC Op	OH-2019-022-00	50%	2019	\$ 47,145.00	\$ (47,145.00)	\$ -
5310	FEDERAL	FY18 5310 ABCD Op	OH-2019-022-00	50%	2019	\$ 20,258.00	\$ (20,258.00)	\$ -
5310	FEDERAL	FY18 5310 ABCD Cap	OH-2019-022-00	80%	2019	\$ 73,749.00	\$ (73,749.00)	\$ -
5310	FEDERAL	FY18 5310 TWI Cap	OH-2019-022-00	80%	2019	\$ 61,950.00	\$ (61,650.00)	\$ 300.00
5310	FEDERAL	FY18 5310 TWI Op	OH-2019-022-00	50%	2019	\$ 26,637.00	\$ (26,937.00)	\$ (300.00)
5310	FEDERAL	FY18 5310 JRC Op	OH-2019-022-00	50%	2019	\$ 5,321.00	\$ (5,321.00)	\$ -
						\$ 298,060.00	\$ (298,060.00)	\$ -
BUSES	FEDERAL	FY19 5339 CNG Para	OH-2019-032-00	80%	2019	\$ 408,948.00	\$ (169,600.00)	\$ 239,348.00



Project Type	Type	Project Name	Grant Number	Federal Share	Year of Allocation	Amended Amount	Draw Amounts	FTA Funding Balance
BUSES	FEDERAL	FY19 5339 Fuel Monitoring	OH-2019-032-00	80%	2019	\$ -	\$ -	\$ -
BUSES	FEDERAL	FY19 5339 Support Vehicles	OH-2019-032-00	80%	2019	\$ 73,761.00	\$ (73,761.00)	\$ -
						\$ 482,709.00	\$ (243,361.00)	\$ 239,348.00
CAPITAL	FEDERAL	FY19 5307 Microgrid	OH-2019-033-00	80%	2019	\$ -	\$ -	\$ -
OP	FEDERAL	FY19 5307 Op Expense	OH-2019-033-00	50%	2019	\$ 800,000.00	\$ (800,000.00)	\$ -
PM	FEDERAL	FY19 5307 P Maint	OH-2019-033-00	80%	2019	\$ 1,802,889.00	\$ (1,802,889.00)	\$ -
CAPITAL	FEDERAL	FY19 5307 ADA Reimb	OH-2019-033-00	80%	2019	\$ 280,000.00	\$ (280,000.00)	\$ -
SECURITY	FEDERAL	FY19 5307 Security	OH-2019-033-00	80%	2019	\$ 36,000.00	\$ (4,631.00)	\$ 31,369.00
TRANSIT ENH	FEDERAL	FY19 5307 T Enhancements	OH-2019-033-00	80%	2019	\$ 36,000.00	\$ (36,000.00)	\$ -
BUILDING	FEDERAL	FY19 5307 R&D Building	OH-2019-033-00	80%	2019	\$ 345,785.00	\$ (345,785.00)	\$ -
IT	FEDERAL	FY19 5307 Website Upgrade	OH-2019-033-00	80%	2019	\$ 80,000.00	\$ (59,774.00)	\$ 20,226.00
MM	FEDERAL	FY19 5307 M Mobility	OH-2019-033-00	80%	2019	\$ 280,000.00	\$ (104,297.00)	\$ 175,703.00
IT	FEDERAL	FY19 5307 IT Hardware	OH-2019-033-00	80%	2019	\$ 56,000.00	\$ (56,000.00)	\$ -
IT	FEDERAL	FY19 5307 IT Software	OH-2019-033-00	80%	2019	\$ 48,000.00	\$ (48,000.00)	\$ -
BUSES	FEDERAL	FY19 5307 <30ft Para Transits	OH-2019-033-00	80%	2019	\$ 169,600.00	\$ (9,020.00)	\$ 160,580.00
						\$ 3,934,274.00	\$ (3,546,396.00)	\$ 387,878.00
PM	STATE	FY19 OTPPP PM	OH-2020-002-00	80%	2019	\$ 1,326,805.00	\$ (1,326,805.00)	\$ -
CAPITAL	STATE	FY19 OTPPP GW Lighting	OH-2020-002-00	80%	2019	\$ 226,160.00	\$ (190,460.00)	\$ 35,700.00
CAPITAL	STATE	FY19 OTPPP Garage Doors 7,9,10	OH-2020-002-00	80%	2019	\$ 18,400.00	\$ (18,400.00)	\$ -
FAREBOXES	STATE	FY19 OTPPP NEO Modems Fareboxes	OH-2020-002-00	80%	2019	\$ 171,630.00	\$ (171,630.00)	\$ -
BUSES	STATE	DERG 40' CNG Bus 976	OH-2020-002-00	80%	2019	\$ 369,460.00	\$ (369,460.00)	\$ -
						\$ 2,112,455.00	\$ (2,076,755.00)	\$ 35,700.00
FAREBOXES	STATE	Farebox Local Match	OTPP-0084-GRF-202	100%	2020	\$ 440,677.00	\$ (403,227.00)	\$ 37,450.00
IMI	STATE	Validators	OTPP-0084-GRF-202	100%	2020	\$ 280,677.00	\$ (13,611.00)	\$ 267,066.00
						\$ 721,354.00	\$ (416,838.00)	\$ 304,516.00
OP	FEDERAL	FY20 5307 Op Exp	OH-2020-017-00	100%	2020	\$ 7,619,318.00	\$ (5,838,351.00)	\$ 1,780,967.00
PM	FEDERAL	FY20 5307 PM	OH-2020-017-00	100%	2020	\$ 3,809,659.00	\$ (3,809,674.00)	\$ (15.00)
						\$ 11,428,977.00	\$ (9,648,025.00)	\$ 1,780,952.00
BUSES	FEDERAL	4 CMAQ CNG Buses	OH-2020-011-00	80%	2020	\$ 1,856,000.00	\$ -	\$ 1,856,000.00
HYDRO STATION	FEDERAL	CMAQ Hydrogen Station	OH-2020-011-00	90%	2020	\$ 1,240,000.00	\$ (78,464.00)	\$ 1,161,536.00
						\$ 3,096,000.00	\$ (78,464.00)	\$ 3,017,536.00
BUILDING	FEDERAL	FY20 5307 Building Construction	OH-2020-030-00	80%	2020	\$ 2,264,408.00	\$ -	\$ 2,264,408.00
BUSES	FEDERAL	FY20 5307 Buses 1 35' 2 30'	OH-2020-030-00	80%	2020	\$ 1,200,000.00	\$ -	\$ 1,200,000.00
PM	FEDERAL	FY20 5307 P Maint	OH-2020-030-00	80%	2020	\$ 292,229.00	\$ (288,146.00)	\$ 4,083.00
SECURITY	FEDERAL	FY20 5307 Security	OH-2020-030-00	80%	2020	\$ 36,000.00	\$ (36,000.00)	\$ -
IT	FEDERAL	FY20 5307 IT Hardware	OH-2020-030-00	80%	2020	\$ 20,000.00	\$ (19,018.00)	\$ 982.00
IT	FEDERAL	FY20 5307 IT Software	OH-2020-030-00	80%	2020	\$ 20,000.00	\$ (20,000.00)	\$ -
MM	FEDERAL	FY20 5307 M Mobility	OH-2020-030-00	80%	2020	\$ 200,000.00	\$ -	\$ 200,000.00
						\$ 4,032,637.00	\$ (363,164.00)	\$ 3,669,473.00



Project Type	Type	Project Name	Grant Number	Federal Share	Year of Allocation	Amended Amount	Draw Amounts	FTA Funding Balance
IMI	FEDERAL	IMI Research CSU	OH-2020-032-00	100%	2020	\$ 250,000.00	\$ (117,090.00)	\$ 132,910.00
IMI	FEDERAL	IMI Research Masabi	OH-2020-032-00	100%	2020	\$ 622,443.00	\$ (24,201.00)	\$ 598,242.00
IMI	FEDERAL	IMI Research Calstart	OH-2020-032-00	100%	2020	\$ 454,000.00	\$ (171,639.00)	\$ 282,361.00
IMI	FEDERAL	IMI Research TANK	OH-2020-032-00	100%	2020	\$ 148,560.00	\$ (148,560.00)	\$ -
IMI	FEDERAL	IMI Research SORTA	OH-2020-032-00	100%	2020	\$ 150,000.00	\$ (150,000.00)	\$ -
IMI	FEDERAL	IMI Research Laketran	OH-2020-032-00	100%	2020	\$ 7,785.00	\$ (7,785.00)	\$ -
IMI	FEDERAL	IMI Research Medina County	OH-2020-032-00	100%	2020	\$ 8,075.00	\$ (8,075.00)	\$ -
IMI	FEDERAL	IMI Research Sandusky	OH-2020-032-00	100%	2020	\$ 13,534.00	\$ -	\$ 13,534.00
IMI	FEDERAL	IMI Research SEAT	OH-2020-032-00	100%	2020	\$ 13,534.00	\$ -	\$ 13,534.00
IMI	FEDERAL	IMI Research SARTA	OH-2020-032-00	100%	2020	\$ 102,480.00	\$ -	\$ 102,480.00
IMI	FEDERAL	IMI Research NEORide	OH-2020-032-00	100%	2020	\$ 76,530.00	\$ (35,548.00)	\$ 40,982.00
IMI	FEDERAL	IMI Research Other	OH-2020-032-00	100%	2020	\$ 150,562.00	\$ -	\$ 150,562.00
						\$ 1,997,503.00	\$ (662,898.00)	\$ 1,334,605.00
5310	FEDERAL	FY18 5310 SARTA Admin	OH-2020-042-00	100%	2020	\$ 30,368.00	\$ (3,803.00)	\$ 26,565.00
BUSES	FEDERAL	FY18 5310 SARTA <30 Vehicle	OH-2020-042-00	80%	2020	\$ 13,812.00	\$ -	\$ 13,812.00
5310	FEDERAL	FY18 5310 FCC Op	OH-2020-042-00	50%	2020	\$ 27,364.00	\$ -	\$ 27,364.00
5310	FEDERAL	FY18 5310 ABCD Op	OH-2020-042-00	50%	2020	\$ 35,000.00	\$ (35,000.00)	\$ -
5310	FEDERAL	FY18 5310 ABCD Cap	OH-2020-042-00	80%	2020	\$ 76,542.00	\$ (76,542.00)	\$ -
5310	FEDERAL	FY18 5310 TWI Cap	OH-2020-042-00	80%	2020	\$ 62,968.00	\$ (62,968.00)	\$ -
5310	FEDERAL	FY18 5310 TWI Op	OH-2020-042-00	50%	2020	\$ 27,857.00	\$ (27,857.00)	\$ -
5310	FEDERAL	FY18 5310 JRC Op	OH-2020-042-00	50%	2020	\$ 10,771.00	\$ (10,771.00)	\$ -
5310	FEDERAL	FY20 5310 SARTA MM	OH-2020-042-00	50%	2020	\$ 19,000.00	\$ (1,603.00)	\$ 17,397.00
						\$ 303,682.00	\$ (218,544.00)	\$ 85,138.00
BUILDING	FEDERAL	FY20 5339 Bldg Construction	OH-2020-056-00	80%	2020	\$ 962,130.00	\$ -	\$ 962,130.00
						\$ 962,130.00	\$ -	\$ 962,130.00
BUSES	FEDERAL	DERG 6+2 <30' CNG Buses	OH-2021-001-00	80%	2020	\$ 758,035.00	\$ (622,647.00)	\$ 135,388.00
						\$ 758,035.00	\$ (622,647.00)	\$ 135,388.00
BUILDING	STATE	UTP Bldg Construction	TUTP-0084-GRF-211	100%	2021	\$ 598,500.00	\$ (68,099.00)	\$ 530,401.00
						\$ 598,500.00	\$ (68,099.00)	\$ 530,401.00
BUSES	STATE	OTP2 Wayne Co 5 <30' Vans	OTPP-0084-GRF-214	100%	2021	\$ 550,771.00	\$ -	\$ 550,771.00
						\$ 550,771.00	\$ -	\$ 550,771.00
PLANNING	STATE	OTP2 Branding	OTPP-0084-GRF-211	100%	2021	\$ 531,000.00	\$ (174,748.00)	\$ 356,252.00
BUILDING	STATE	OTP2 Facility Expansion	OTPP-0084-GRF-212	100%	2021	\$ 1,000,000.00	\$ (116,574.02)	\$ 883,425.98
PLANNING	STATE	OTP2 Marketing New Fares	OTPP-0084-GRF-213	100%	2021	\$ 135,000.00	\$ -	\$ 135,000.00
PLANNING	STATE	OTP2 Transit Passes Work & Healthcare	OTPP-0084-GRF-211	100%	2021	\$ 108,000.00	\$ (60,757.00)	\$ 47,243.00
						\$ 1,774,000.00	\$ (352,079.02)	\$ 1,421,920.98
WAYNE	STATE	5311 Wayne Co Op Exp	RPTF-4084-GRF-211	100%	2021	\$ 500,637.00	\$ (77,129.00)	\$ 423,508.00
						\$ 500,637.00	\$ (77,129.00)	\$ 423,508.00



Project Type	Type	Project Name	Grant Number	Federal Share	Year of Allocation	Amended Amount	Draw Amounts	FTA Funding Balance
5310	FEDERAL	FY21 CRRSSA 5310 Mercy Op	OH-2021-005	100%	2021	\$ 12,000.00	\$ (13,766.00)	\$ (1,766.00)
5310	FEDERAL	FY21 CRRSSA 5310 FCC Op	OH-2021-005	100%	2021	\$ 5,000.00	\$ (5,000.00)	\$ -
5310	FEDERAL	FY21 CRRSSA 5310 ABCD Op	OH-2021-005	100%	2021	\$ 17,693.00	\$ (17,693.00)	\$ -
5310	FEDERAL	FY21 CRRSSA 5310 Foundations Op	OH-2021-005	100%	2021	\$ 3,000.00	\$ -	\$ 3,000.00
5310	FEDERAL	FY21 CRRSSA 5310 TWI Op	OH-2021-005	100%	2021	\$ 12,000.00	\$ (12,000.00)	\$ -
5310	FEDERAL	FY21 CRRSSA 5310 JRC Op	OH-2021-005	100%	2021	\$ 3,000.00	\$ (3,000.00)	\$ -
						\$ 52,693.00	\$ (51,459.00)	\$ 1,234.00
BUSES	FEDERAL	5339 Wayne Co Buses	084-CARE-21-0200	100%	2021	\$ 365,195.00	\$ -	\$ 365,195.00
						\$ 365,195.00	\$ -	\$ 365,195.00
SECURITY	FEDERAL	FY21 CRRSSA Security	OH-2021-006	100%	2021	\$ 47,040.00	\$ -	\$ 47,040.00
OP	FEDERAL	FY21 CRRSSA Op Exp	OH-2021-006	100%	2021	\$ 4,656,980.00	\$ -	\$ 4,656,980.00
						\$ 4,704,020.00	\$ -	\$ 4,704,020.00
PLANNING	STATE	FY21 Community Immunity Program	GRFV-4084-GRV-210	100%	2021	\$ 226,732.00	\$ (1,952.34)	\$ 224,779.66
						\$ 226,732.00	\$ (1,952.34)	\$ 224,779.66
WAYNE	STATE	FY21 Wayne Co Community Immunity Program	GRFV-4084-GRV-210	100%	2021	\$ 69,133.00	\$ -	\$ 69,133.00
						\$ 69,133.00	\$ -	\$ 69,133.00
OP	FEDERAL	FY21 American Rescue Plan	OH-2021-024	100%	2021	\$ 12,261,078.00	\$ -	\$ 12,261,078.00
						\$ 12,261,078.00	\$ -	\$ 12,261,078.00
5310	FEDERAL	OH-2021-023 FY21 ARPA (JRC)	OH-2021-023	100%	2021	\$ 3,000.00	\$ -	\$ 3,000.00
5310	FEDERAL	OH-2021-023 FY21 ARPA ABCD	OH-2021-023	100%	2021	\$ 11,388.00	\$ -	\$ 11,388.00
5310	FEDERAL	OH-2021-023 FY21 ARPA Foundat	OH-2021-023	100%	2021	\$ 3,000.00	\$ -	\$ 3,000.00
5310	FEDERAL	OH-2021-023 FY21 ARPA Mercy	OH-2021-023	100%	2021	\$ 18,947.00	\$ (11,092.00)	\$ 7,855.00
5310	FEDERAL	OH-2021-023 FY21 ARPA TWI	OH-2021-023	100%	2021	\$ 8,699.00	\$ -	\$ 8,699.00
5310	FEDERAL	OH-2021-023 FY22 ARPA 5310	OH-2021-023	100%	2021	\$ 7,660.00	\$ -	\$ 7,660.00
						\$ 52,694.00	\$ -	\$ 41,602.00
CNG FACILITY	FEDERAL	FY21 CNG FACILITY	OH-2021-046-00	80%	2021	\$ 2,000,000.00	\$ -	\$ 2,000,000.00
HYDRO STATION	FEDERAL	FY21 5307 HYDRO STATION	OH-2021-046-00	80%	2021	\$ 366,936.00	\$ -	\$ 366,936.00
PM	FEDERAL	FY21 5307 PM	OH-2021-046-00	80%	2021	\$ 1,302,343.00	\$ (80,658.00)	\$ 1,221,685.00
TOOLS	FEDERAL	2021 5307 TOOLS	OH-2021-046-00	80%	2021	\$ 6,000.00	\$ -	\$ 6,000.00
TRANSIT ENH	FEDERAL	FY21 5307 TRANSIT ENHANSMENT	OH-2021-046-00	80%	2021	\$ 45,000.00	\$ -	\$ 45,000.00
IT	FEDERAL	FY21 5307 SOFTWARE	OH-2021-046-00	80%	2021	\$ 244,000.00	\$ (45,292.00)	\$ 198,708.00
IT	FEDERAL	FY21 5307 HARDWARE	OH-2021-046-00	80%	2021	\$ 28,000.00	\$ -	\$ 28,000.00
						\$ 3,992,279.00	\$ (125,950.00)	\$ 3,866,329.00
5310	FEDERAL	FY 21 ABCD BUS REPLACEMENT	OH-2021-036-00	100%	2021	\$ 72,126.00	\$ -	\$ 72,126.00
5310	O	FY 21 ABCD OPERATING	OH-2021-036-00	100%	2021	\$ 26,704.00	\$ -	\$ 26,704.00
5310	FEDERAL	FY 2021 FCC BUS REPLACEMENT	OH-2021-036-00	100%	2021	\$ 71,239.00	\$ -	\$ 71,239.00
5310	FEDERAL	FY 2021 FCC OPERATING	OH-2021-036-00	100%	2021	\$ 20,750.00	\$ -	\$ 20,750.00
5310	FEDERAL	FY 21 MERCY OPERATING	OH-2021-036-00	100%	2021	\$ 37,894.00	\$ -	\$ 37,894.00



Project Type	Type	Project Name	Grant Number	Federal Share	Year of Allocation	Amended Amount	Draw Amounts	FTA Funding Balance
5310	FEDERAL	FY 21 WORKSHOP BUS EXPANSION	OH-2021-036-00	100%	2021	\$ 66,366.00	\$ -	\$ 66,366.00
5310	FEDERAL	FY 21 WORKSHOP OPERATING	OH-2021-036-00	100%	2021	\$ 12,575.00	\$ -	\$ 12,575.00
						\$ 307,654.00	\$ -	\$ 307,654.00
HYDRO STATION	STATE	FY22 UTP- Hydrogen Station Tanks	TUTP-0084-GRF-221	100%	2022	\$ 500,000.00	\$ -	\$ 500,000.00
PM	STATE	FY22 UTP- Preventive Maintenance	TUTP-0084-GRF-222	100%	2022	\$ 98,181.00	\$ -	\$ 98,181.00
						\$ 598,181.00	\$ -	\$ 598,181.00
PLANNING	STATE	FY22 OTHP- Employment and Health Passes			2022	\$ 108,000.00	\$ -	\$ 108,000.00
CAPITAL	STATE	FY22 OTHP- Facility Electrical Upgrade			2022	\$ 400,000.00	\$ -	\$ 400,000.00
HYDRO STATION	STATE	FY22 OTHP- Expansion of Hydro Tanks			2022	\$ 1,280,000.00	\$ -	\$ 1,280,000.00
						\$ 1,788,000.00	\$ -	\$ 1,788,000.00
BUSES	FEDERAL	FY21 DERG 7 30' CNG Buses		78%	2021	\$ 830,919.00	\$ -	\$ 830,919.00
Active Grants Total:						\$ 69,411,123.00	\$ (29,676,969.36)	\$ 39,723,061.64
Pending Grants Total:						\$ 830,919.00	\$ -	\$ 830,919.00
FTA Grand Totals:						\$ 70,242,042.00	\$ (29,676,969.36)	\$ 40,553,980.64

Customer Relations



Latrice Virola, Director

October 2021

Marketing & Public Outreach

- SARTABuzz
 - 3 New Subscribers, 99 Total
- EZFare Sales:
 - One-Way: \$489
 - Passes: \$8,340
 - Mixed: \$48.75
 - Pass Count:
 - All Day – 1276
 - Cleveland – 21
 - Proline – 205
 - Proline 31-Day – 17
 - Regular 31-Day - 77
- Social Media Activity:
 - Facebook
 - 4,228 likes to our page
 - 4,279 followers to our page
 - 19 new likes
 - 26 posts
 - 4 check ins
 - 108,090 monthly impressions
 - 4 videos posted
 - 829 Daily Video Views
 - 1047 minutes viewed
 - 2371 Monthly Video Clicks
 - 4826 Monthly Video Re-Plays
 - Twitter
 - 913 followers
 - 2 re-tweets
 - 7 likes
 - 3 Link clicks
 - 4,632 impressions
 - 90 tweets
 - 14 mentions
 - 693 profile visits
 - 12 media engagements
 - Instagram
 - 658 total followers
 - 9 new followers

- 20 images
 - 34 image/video likes
- LinkedIn
 - 182 total followers
 - 508 impressions
 - 4 new followers
- YouTube
 - 128 subscribers
 - 0 shares
 - 6,820 total views to page
 - 186 minutes watched

Community Outreach & Training

In the month of October, our Outreach Specialists have been working to get information out to the public about updates related to operations. Some of the things that have been done are:

- Outreach Events
 - Perry Local Mental Health and Wellness Resource Night-Perry High School
 - CommQuest Day of Hope- Centennial Plaza
 - Trunk-or-Treat- Massillon Rec Center
 - Trunk-or-Treat- Urban League (Edward “Peel” Coleman Community Center)
- Social Media Post and Web Updates
 - Route Detours
 - Vaccination Proof for Pass
 - Mobile vaccine locations
- Answering questions via the phone about using SARTA services
- SARTA Community Outreach department is continuing to work with LifeCare Family Health to arrange mobile vaccine clinics at the Stark County Fair Grounds.
- SARTA Community Outreach department is continuing to work with the Canton City Health Department to arrange mobile vaccine clinics within the City of Canton.

November 2021

Marketing & Public Outreach

- SARTABuzz
 - 7 New Subscribers, 102 Total
- EZFare Sales:
 - One-Way: \$372.00
 - Passes: \$8,646.00
 - Pass Count:
 - All Day – 1190
 - Cleveland – 17
 - Proline – 142
 - Proline 31-Day – 22
 - Regular 31-Day – 82
 - Wayne County - 4
- Social Media Activity:
 - Facebook
 - 4,232 likes to our page
 - 4,287 followers to our page
 - 8 new likes
 - 21 posts
 - 5 check ins
 - 137,821 monthly impressions
 - 1 videos posted
 - 588 Daily Video Views
 - 158 minutes viewed
 - 1209 Monthly Video Clicks
 - 9701 Monthly Video Re-Plays
 - Twitter
 - 913 followers
 - 0 re-tweets
 - 6 likes
 - 6 Link clicks
 - 6.901 impressions
 - 45 tweets
 - 8 mentions
 - 1494 profile visits
 - 8 media engagements
 - Instagram
 - 664 total followers
 - 6 new followers

- 8 images
 - 55 image/video likes
- LinkedIn
 - 607 total followers
 - 1095 impressions
 - 15 new followers
- YouTube
 - 128 subscribers
 - 0 shares
 - 6,981 total views to page
 - 252 minutes watched

Community Outreach & Training

In the month of November, our Outreach Specialists have been working to get information out to the public about updates related to operations. Some of the things that have been done are:

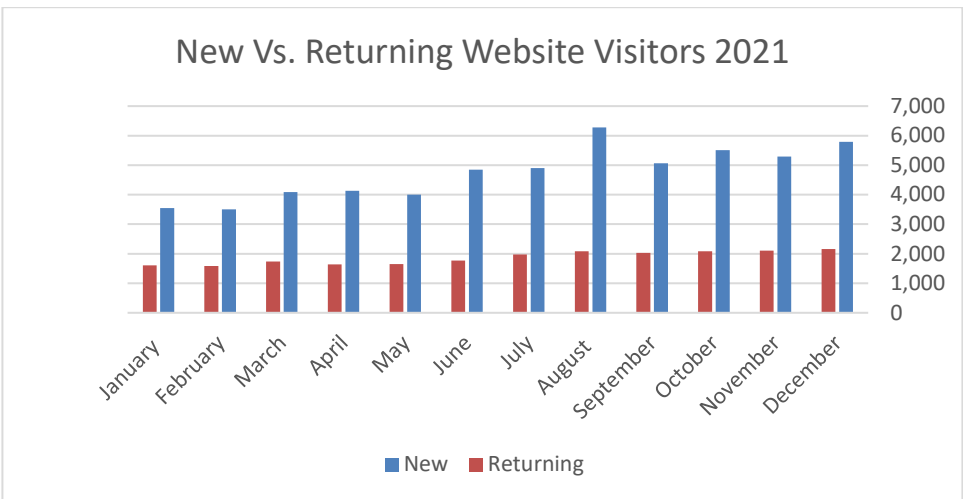
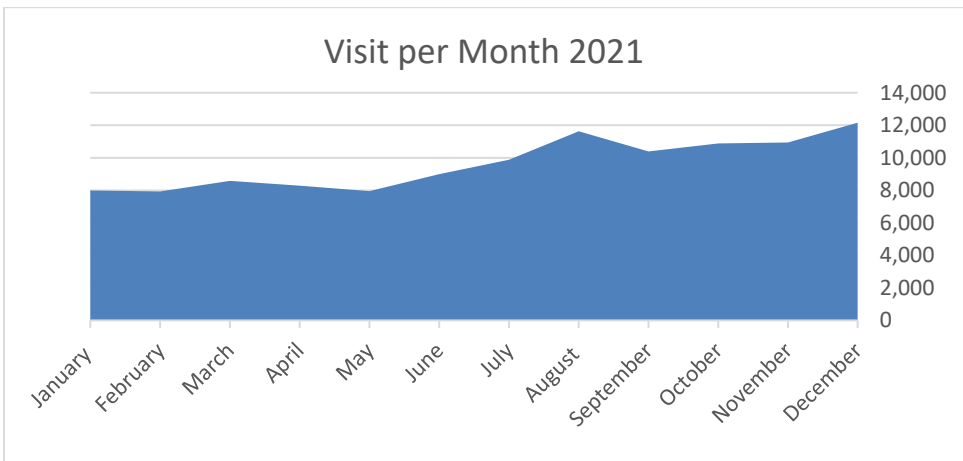
- Outreach Events
 - 2021 Canton Regional Chamber Of Commerce Business Expo-Downtown Double Tree
 - Navarre's Christmas in the Village Parade
 - Massillon's Patriotic Parade-Downtown Massillon
- Social Media Post and Web Updates
 - Route Detours
 - Vaccination Proof for Pass
 - Mobile vaccine locations
- Answering questions via the phone about using SARTA services
- SARTA Community Outreach department is continuing to work with the Stark County Health Department to set up mobile vaccine clinics in the Magnolia, Robertsville, Wilmot and Perry area.

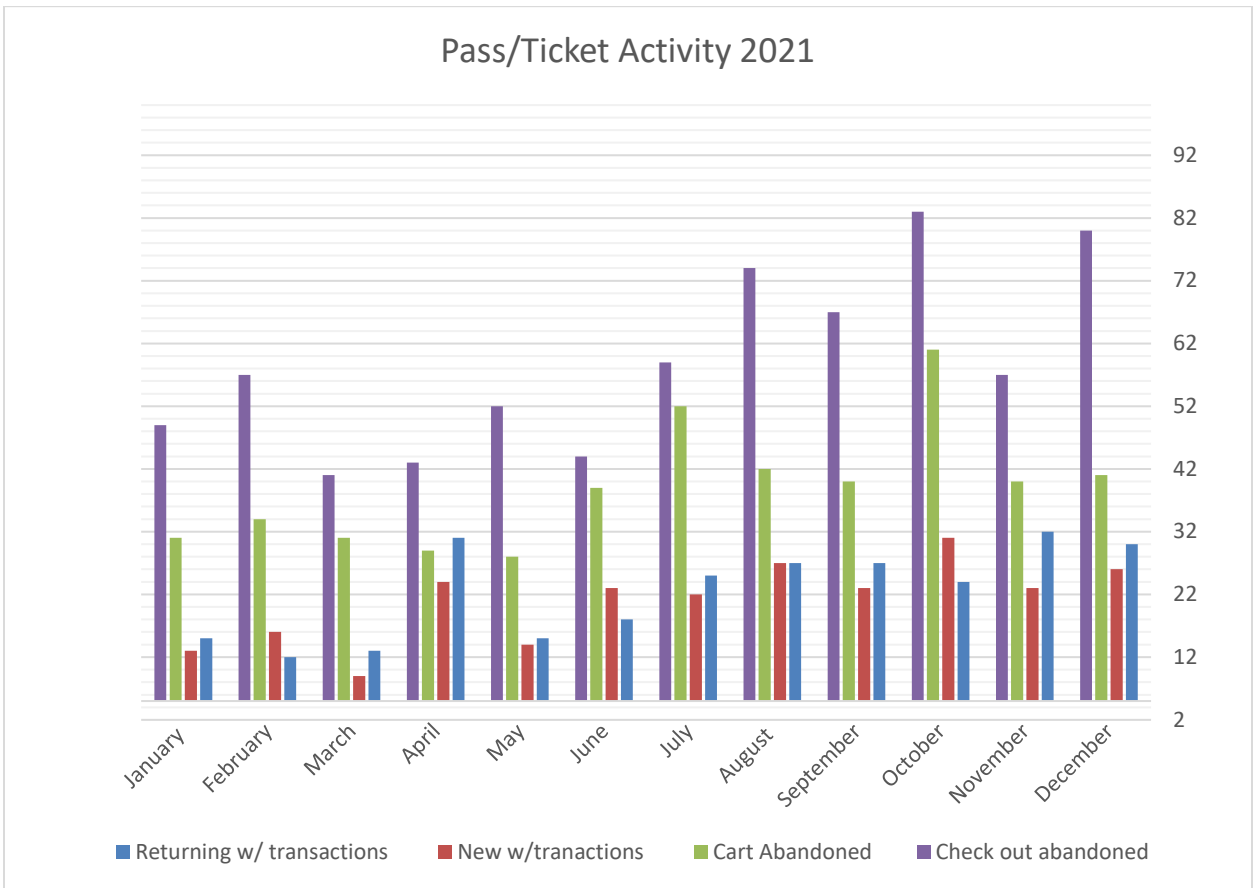
December 2021

Marketing & Public Outreach

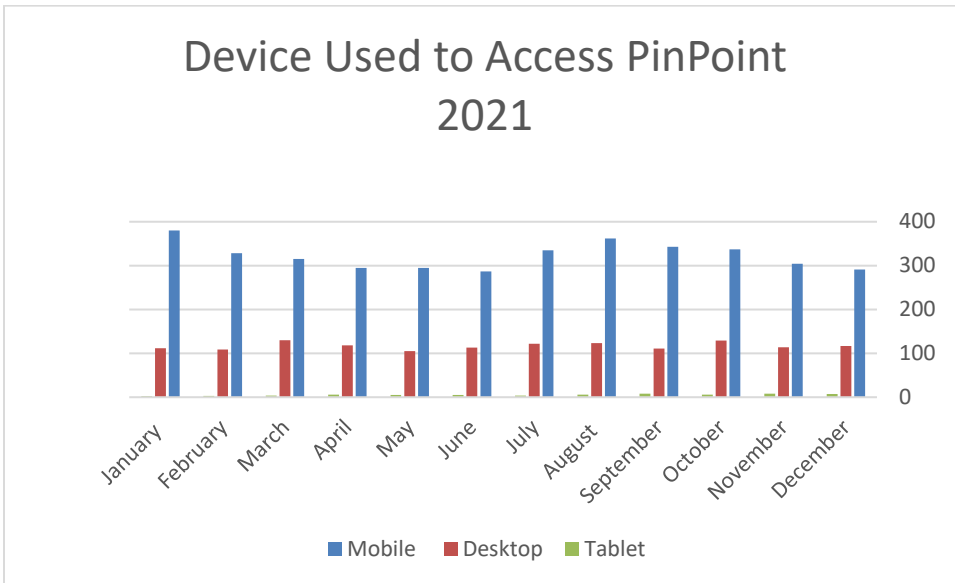
- SARTABuzz
 - 6 New Subscribers, 108 Total
- EZFare Sales:
 - One-Way: \$489
 - Passes: \$8,340
 - Mixed: \$48.75
 - Pass Count:
 - All Day – 1276
 - Cleveland – 21
 - Proline – 205
 - Proline 31-Day – 17
 - Regular 31-Day - 77
- Social Media Activity:
 - Facebook
 - 4,256 likes to our page
 - 4,541 followers to our page
 - 30 new likes
 - 12 posts
 - 2 check ins
 - 153,763 monthly impressions
 - 1 videos posted
 - 186 Daily Video Views
 - 136 minutes viewed
 - 615 Monthly Video Clicks
 - 2221 Monthly Video Re-Plays
 - Twitter
 - 913 followers
 - 0 re-tweets
 - 2 likes
 - 22 Link clicks
 - 8,932 impressions
 - 29 tweets
 - 10 mentions
 - 627 profile visits
 - 10 media engagements
 - Instagram
 - 666 total followers
 - 2 new followers

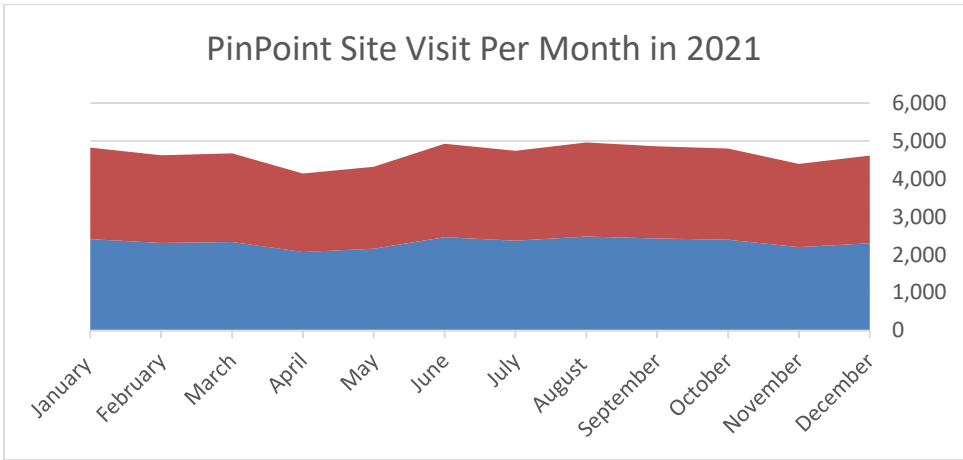
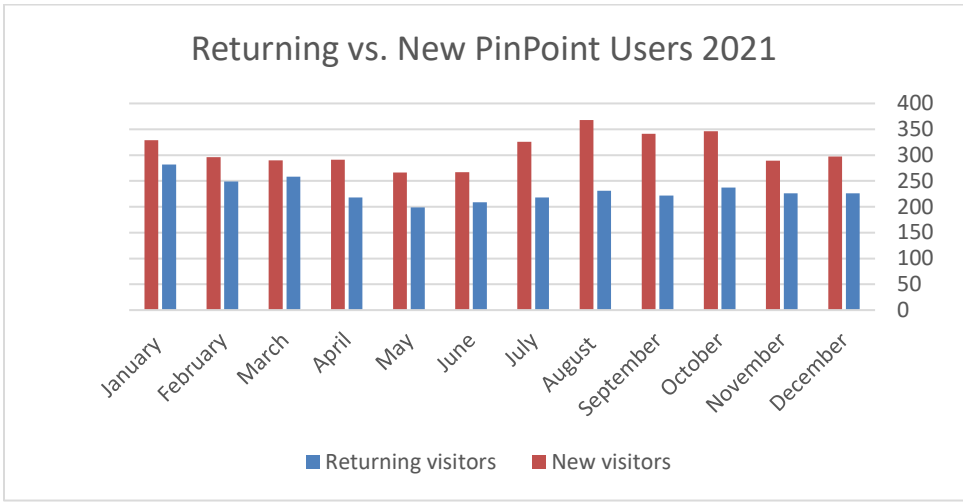
- 9 images
 - 47 image/video likes
- LinkedIn
 - 609 total followers
 - 78 impressions
 - 2 new followers
- YouTube
 - 128 subscribers
 - 0 shares
 - 7,140 total views to page
 - 258 minutes watched
- SARTA Website Activity



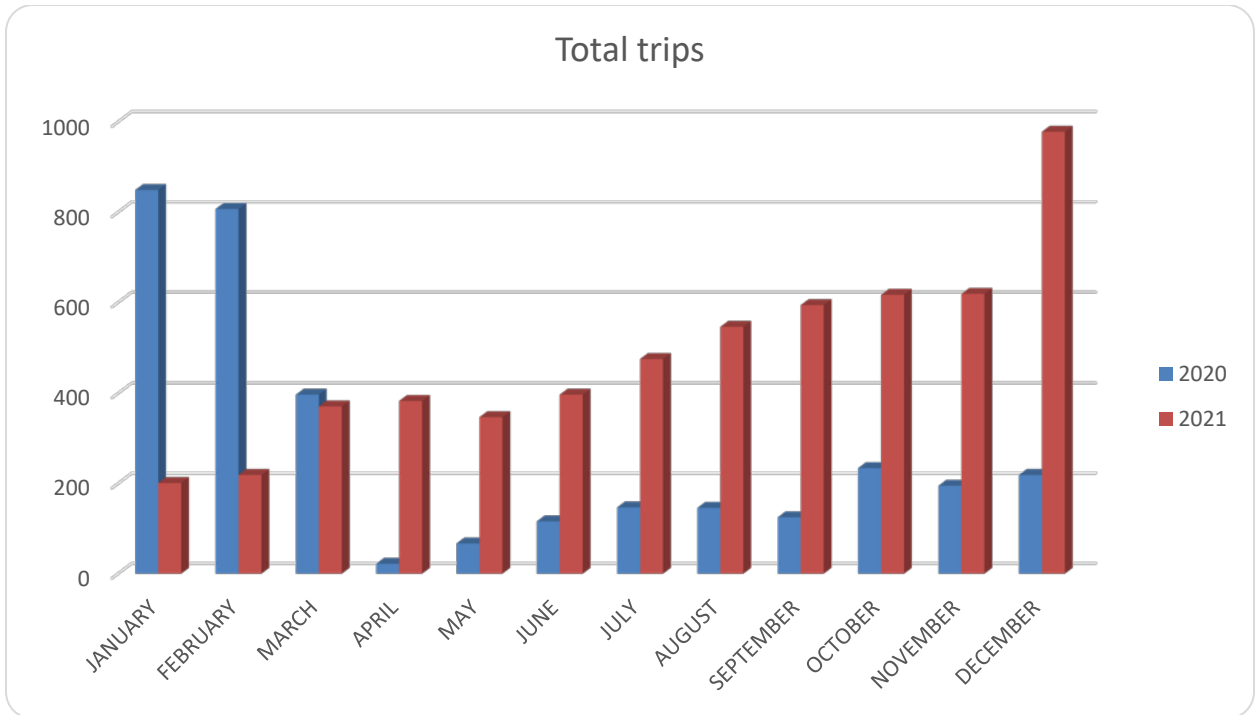


- SARTA PinPoint App





The numbers for contract trips have significantly increased over this time last year however we have not completely returned to the numbers we had pre-COVID.



Community Outreach & Training

In the month of December, our Outreach Specialists have been working to get information out to the public about updates related to operations. Some of the things that have been done are:

- Outreach Events
 - Unforgettable Christmas Toy Giveaway- Greater Stark County Urban League
- Social Media Post and Web Updates
 - Route Detours
 - Vaccination Proof for Pass
 - Mobile vaccine locations
- Answering questions via the phone about using SARTA services
- EZFare Training at OrrVilla Manor in Wayne County.
- SARTA Community Outreach department is continuing to work with the Stark County Health Department to set up mobile vaccine clinics in the Magnolia, Robertsville, Wilmot and Perry area.

Information Technology



Craig Smith, Director



PROJECT REPORT

December 2021

PROJECT NAME	PURPOSE	PHASE	EST. COST	% COMPLETE
SARTA Revenue Fleet Farebox Replacement & Upgrade Project	SARTA's fare collection equipment is over 14 years old and has to be replaced. SARTA is seeking an adequate replacement.	Active	\$2,204,285	90%
Phone and Radio Recording Software Replacement	SARTA's current call recording software, Oaisys Tracer has reached its end of life. SARTA must replace the current Oaisys Tracer phone call recording software system with a new compatible system.	COMPLETE	\$35,000	100%
SARTA Website Redesign	The website design will incorporate robust and dependable functionality that aligns with SARTA's brand and mission while providing an enjoyable user experience and overall usability.	Active	\$100,000	92%
Trapeze PASS V18 Upgrade Project	Trapeze PASS will be upgraded in order to take advantage of the new features and options available that will help SARTA's paratransit.	Active	\$5,000	76%
UKG Ready (formerly Kronos Workforce Ready)	SARTA will be utilizing a new software package called UKG Ready. UKG Ready is a human capital management suite of tools on a unified cloud platform that helps you manage the entire employee lifecycle from pre-hire to retire. Solutions for HR, recruiting, onboarding, scheduling, timekeeping, payroll, and more are easily accessed through a single intuitive interface.	Active	\$40,000	92%

SARTA Revenue Fleet Farebox Replacement & Upgrade Project

Project Description and Scope: SARTA is currently using an older GFI fare collection system which has reached the end of its useful life. SARTA relies heavily on this system for not only fare collection, but also as the primary method of reporting ridership and transaction data. The main objective of this project is to completely replace the current system with a reliable, cash-processing fare collection system.

The current fare payment and collection system utilized by SARTA is built around the Genfare Odyssey farebox system and Ticket Reading and Issuing Machine (TRiM) units that issue and read a variety of magnetic barcode fares and transfers, as well as, accepts cash and coin. The current system is 14 years old and will need to be replaced in the near future. SARTA is exploring opportunities to not only replace the existing system, but to also expand options for making payments by means other than cash.

Project Approval:	February 2019	Project Manager:	Craig Smith
Estimated Project Cost:	\$2,204,285	(Est. planning, execution, close-out)	
Est. 3 Future Yrs. Operational Cost:	TBD		
Execution Project Cost:	\$2,204,285	Execution Cost to Date:	\$1,562,215.92
Execution Start:	7/18/2019	Execution End:	7/1/2022
Funding Source for Project Cost		Vendor(s)	
Federal award	80%	Genfare	(\$1,562,215.92)
• FY18 OTPPP	\$1,763,428	IBI Group	(\$66,568.91)
Local match	20%		
• Dedicated sales tax rev	\$ 440,857		

Project Status: This SARTA Revenue Fleet Farebox Replacement project is composed of multiple phases.

Phase 1: consisted of replacing the Odyssey fareboxes with the new Fast Fare fareboxes. Along with the fareboxes all associated production garage computer equipment [probe, test unit, network manager, and fare collection vault] was also replaced. After an initial, successful pilot of twelve (12) buses, the remaining buses were installed with the new Fast Fare fareboxes and Phase 1 was completed on May 30, 2020.

Phase 2: consists of setting up the ticket vending machine (TVM). The TVM will be located at the Cornerstone Transit Center. The TVM will be configured and setup to sell and reload the new SARTA fare media. When the Ticket Vending Machine (TVM) goes into production, Phase 2 will be complete.

Phase 3: includes Smart Card branding, configuration, setup and implementation of Administrative Point-of-Sale (APOS) / Retail-Point-of-Sale (RPOS) equipment. The APOS is a touch screen computer with built-in receipt printer that will simplify SARTA customer support representative's task of selling or encoding smart cards at SARTA transit centers. SARTA APOS also includes a smart card printer and camera that will allow the rider to have their picture on their smart card. RPOS is a terminal in which customers may make purchases or add value to their existing smart card at a retail location that SARTA partners with, such as grocery stores or local banks. Phase 3 also, includes establishing Genfare Link and completing testing. Phase 3 will end when Genfare Link goes live with new configuration that will be decided upon given SARTA's model and is accepted by SARTA.

SARTA Revenue Fleet Farebox Replacement & Upgrade Project (cont'd)

Currently, we are finalizing the User Acceptance Testing (UAT) and will begin to move into the pilot/production phase. There are various intricate issues that are being addressed with regards to TVM, fare structure, and financial reporting. We have received all of the SCORE Cards and are awaiting the arrival of the Limited Use Cards that are on back order due to supply chain issues. The expected date is in April 2022. Also, after including the new Wayne County fare into the fare structure, User Acceptance Testing was push out further to accommodate testing of that particular fareset. Therefore, SARTA is enter into pilot/production by April 2022.

Phone and Radio Recording Software System Replacement

Project Description and Scope: SARTA's current call recording software, Oaisys Tracer has reached its end of life. Oaisys Tracer was installed originally installed in 2009 and has been updated to remain current since inception. However, with our recent upgrade to the phone system from Shoretel to the new Mitel phone system. SARTA must replace the current Oaisys Tracer phone call recording software system with a new compatible system. SARTA IT began searching for a system that could record both phone and radio traffic similar to how the current system does.

Project Approval:	June 14, 2021	Project Manager:	Craig Smith
Estimated Project Cost:	\$35,000	(Est. planning, execution, close-out)	
Est. 3 Future Yrs. Operational Cost:			
Execution Project Cost:	\$35,000	Execution Cost to Date:	\$0.00
Execution Start:	6/14/2021	Execution End:	12/02/2021
<u>Funding Source for Project Cost</u>		<u>Vendor(s)</u>	
Federal award	80%	Staley Technologies	
Local match	20%	Teletronics, Inc.	

Project Status: After researching various call recording systems, SARTA IT chose Eventide Nexlog Recording System. This system will provide SARTA with the capabilities and features as the old call recording software. Also, this same recording system is used by the Stark County Sheriff's Dispatch Center. Staley's Technologies has installed the server and radio equipment for this project. The radio traffic is now being recorded. SARTA IT has finished this project and it was complete on December 2021.

SARTA Website Redesign

Project Description and Scope: SARTA is seeking to redesign its website. The website design will incorporate robust and dependable functionality that aligns with SARTA’s brand and mission while providing an enjoyable user experience and overall usability.

The goals of the project are to provide SARTA with a vibrant, informative, intuitive, and accessible website to enhance the agency’s online presence, information, and public relations capabilities. A primary objective of the redesign is to ensure a consistent look and feel throughout the site enhancing the user’s experience.

Project Approval:	May 27, 2020	Project Manager:	Craig Smith
Estimated Project Cost:	\$102,707.50	(Est. planning, execution, close-out)	
Est. 3 Future Yrs. Operational Cost:			
Execution Project Cost:	\$102,707.50	Execution Cost to Date:	\$ 74,717.50
Execution Start:	10/5/2020	Execution End:	4/20/2022
<u>Funding Source for Project Cost</u>		<u>Vendor(s)</u>	
Federal award	80%	Planeteria Media, Inc.	
Local match	20%		

Project Status: SARTA has completed its kickoff meeting with Planeteria Media. We have been reviewing and evaluating the work of Planeteria as the website is being produced. SARTA has reviewed and gave feedback on the outline, mood board and wireframes of the website so far. We have the design of the website and have given feedback. SARTA has completed the information exchange with Planeteria Media and examined the functionality of the website.

Currently, we are working on revising the photos for the website in order to improve the look and feel of the new website prior to its launch. Our team will be working with a professional photographer to give a realistic and authentic view of what and how SARTA employees provide service internally and externally on a daily basis.

Trapeze PASS Version 18 Upgrade Project

Project Description and Scope: SARTA utilizes the software package Trapeze PASS for its paratransit and demand response scheduling. This software is critical for many of SARTA operations such as, client management, ride scheduling and efficiency. SARTA has used this software to minimize operating costs and providing excellent, responsive service. It is also the platform that allows SARTA to provide online trip booking, as well as, real-time scheduling and service dispatching.

Currently, SARTA is uses Trapeze PASS version 14. It is time to upgrade to version 18 to take advantage of many of the new features that are available with this version. There are also other packages that SARTA has through Trapeze that will benefit from this upgrade.

- o **-IVR:** provides automatic previous day reminder calls, as well as, automatic imminent arrival calls to clients to inform them of when their bus will be on the way. Also, allows clients to book trips, confirm or cancel trips over the telephone. **COMPLETE – 11/2/2021**
- o **-WEB:** allows clients to book trips, confirm or cancel trips all online using a smart phone tablet or computer. SARTA is upgrading to the new G3 platform. **COMPLETE – 11/2/2021**
- o **-SUS:** keeps track of no shows, late cancels and cancel-at-the-door in order to assign proper suspension if necessary.
- o **-MON:** allows SARTA dispatch to send manifest data, such as client name, pickup/drop off information, time, etc... to the on-board mobile data terminal.
- o **-APPS:** This is a brand new module that SARTA is piloting for a Microtransit evaluation.

Project Approval:	9/25/2019	Project Manager:	Craig Smith
Estimated Project Cost:	\$5,000	(Est. planning, execution, close-out)	
Est. 3 Future Yrs. Operational Cost:			
Execution Project Cost:	\$0.00	Execution Cost to Date:	\$0.00
Execution Start:	10/1/2019	Execution End:	TBD
<u>Funding Source for Project Cost</u>		<u>Vendor(s)</u>	
Federal award	80%	Trapeze Group – Software vendor	
Local match	20%		

Project Status: This project is has begun and all needed servers and equipment is in place. SARTA IT has been working with Trapeze Group for the past several months to complete the upgrade of several Trapeze modules that were due. SARTA IT has been working with Trapeze by upgrading the map to incorporate more counties to accommodate SARTA's growing service area. Currently, we have the new map in our test environment and are testing the map for accuracy and functionality. The upgraded map includes Cuyahoga, Summit, Stark, and Wayne counties.

UKG Ready (formerly Kronos Workforce Ready)

Project Description and Scope: SARTA will be using the UKG Ready (formerly Kronos Workforce Ready) platform which is a flexible and seamless HR solution that provides a connected people experience to easily manage the entire employee journey, from a single solution. Designed for flexibility and ease of use, UKG Ready combines the power of HR, talent, payroll, and time to deliver a personalized, people-centered experience that cuts out busy work, increases efficiency, and will help SARTA maintain compliance.

Other benefits that SARTA is expected from this platform include the following UKG Ready features:

- Applicant Tracking
- Attendance Tracking
- Benefits Administration
- Employee Engagement
- Leave Management System
- Onboarding
- Payroll
- Scheduling
- Talent Management
- Time Clock
- Time Tracking

Project Approval:	10/1/2020	Project Manager:	Craig Smith
Estimated Project Cost:	\$40,000	(Est. planning, execution, close-out)	
Est. 3 Future Yrs. Operational Cost:			
Execution Project Cost:	\$40,000	Execution Cost to Date:	\$40,000
Execution Start:	10/16/2020	Execution End:	11/30/2021
<u>Funding Source for Project Cost</u>		<u>Vendor(s)</u>	
Federal award	80%	UKG	
Local match	20%		

Project Status: The SARTA team has completed sending all information to UKG team. SARTA team is currently virtually attending trainings for the several different modules. Information about the new HR/Payroll Suite has been pushed out to all employees. Time clocks have been installed at every SARTA location. SARTA staff has begun clocking in and clocking out for testing purposes. Training for the UKG Ready platform will continue until all staff is fully aware of the functionality and their responsibilities. The UKG Ready platform includes an UKG Ready app that all staff has access to download on their smartphones. This app will allow SARTA staff to have access to their HR/Payroll information such as, schedule, pay check stub, W2 info, submit time off requests, and update personal information.

Currently, all SARTA employees are using the UKG system, as well as, the phone application. We have successfully had our first payroll rollout and our continuing to work to complete the HR portion of the UKG system.

Human Resources



Tammy Marie Brown
Director

Human Resources

As of December 31, 2021

New Hires and Promotions

Position	Employee
Dispatcher (Promotion)	Margo Jackson
Transit Supervisor (Promotion)	Kevin Strain
Building and Grounds Tech (Promotion)	Credale Slaughter
Dispatcher (Promotion)	Richard Tatar
Dispatcher (Promotion)	Angella Brumbaugh
Non-CDL Coach Operator	Megan Flenory
Non-CDL Coach Operator	Shelisa Autrey-Stinson
Service Technician	Bryan Ketler
CDL Coach Operator	Jack Underwood
CDL Coach Operator	Geoffrey Proctor
CDL Coach Operator	D'Andre Lautenschlager
CDL Coach Operator	Misty Commisso
CDL Coach Operator	Justen Cherry
CDL Coach Operator	Gary Burton
Non-CDL Coach Operator	Justin Grant
Service Technician	Paul Turner
Non-CDL Coach Operator	Katricia Nichols
Non-CDL Coach Operator	Jeri Ledford
Non-CDL Coach Operator	Akelia Edmindson
Director of Development and Special Projects	Clayton Popik

Resignations, Terminations, and Probation Releases

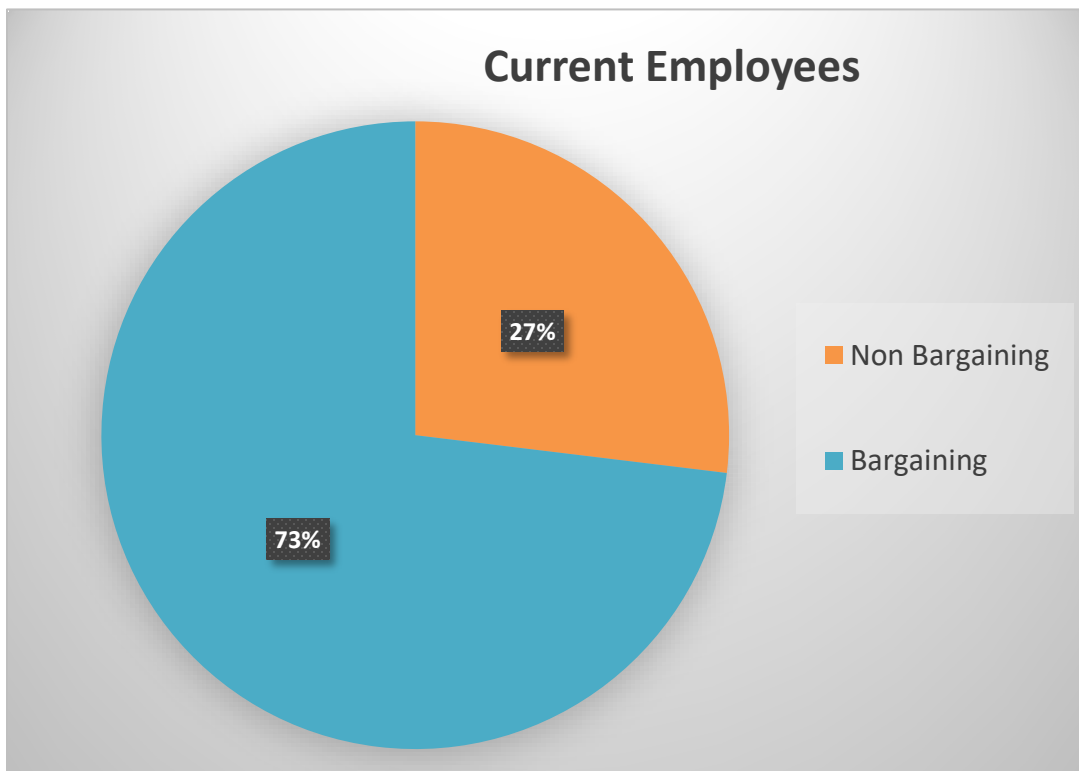
Changes in Personnel		
Resignation / Retirement	Termination	Released from probation
5	0	0

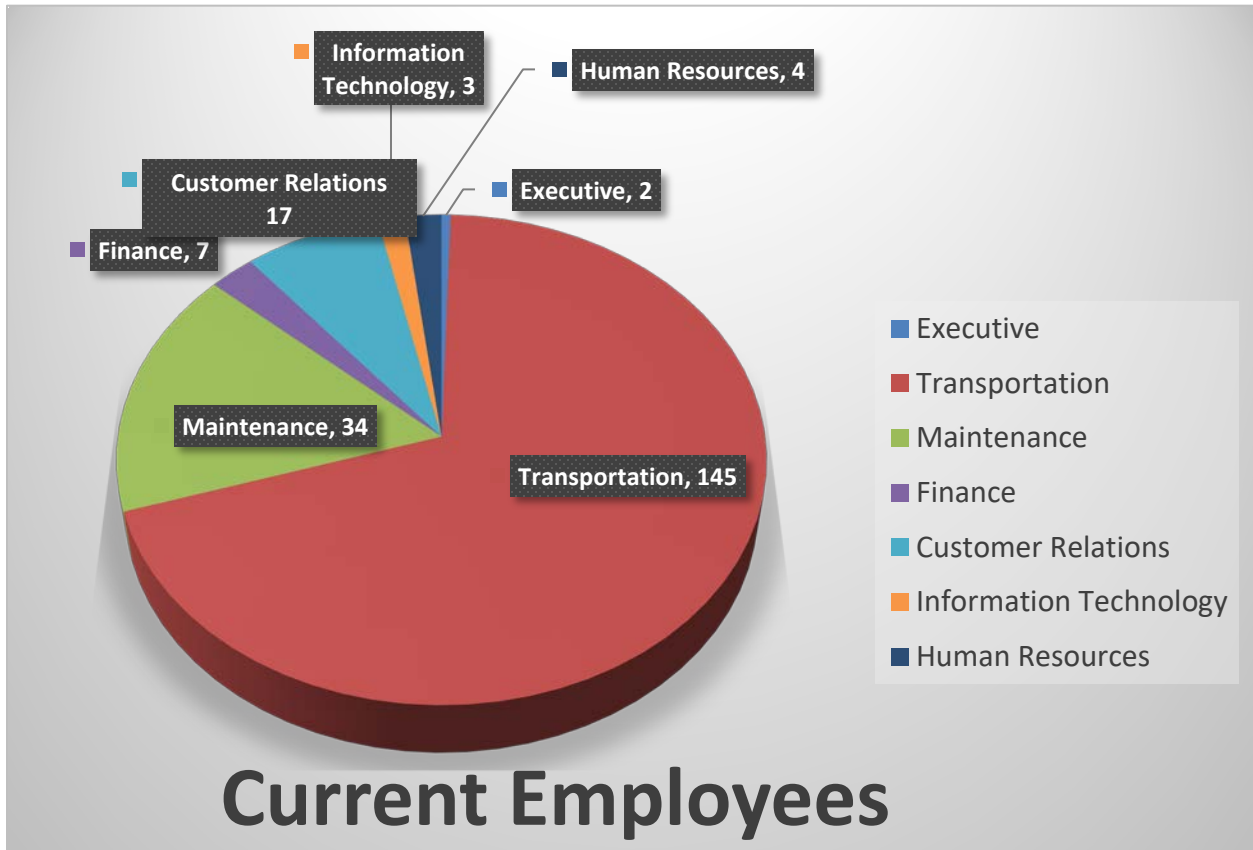
Current Openings

Position	Status
CDL Coach Operator (x5)	Orientation 1/31/2022
CDL Coach Operator (x5)	Orientation 2/14/2022
Maintenance Technician C	Orientation 2/14/2022
Building and Grounds Technician	Currently Posted

Current Staffing

Employees			
Department	Non Bargaining	Bargaining	Number
Executive	2	0	2
Transportation	21	124	145
Maintenance	10	24	34
Finance	7	0	7
Customer Relations	17	0	17
Information Technology	3	0	3
Human Resources	4	0	4
Total	64	148	212





FMLA

FMLA/Continuous Leave/Light Duty

- 0 on light duty
- 3 employees on FMLA continuous leave
- 11 employees on FMLA intermittent leave

General Human Resources' Functions

- HR and Finance have been working towards bringing STD completely in house.
- Continuing to finalize processes for all employees through the UKG system.
- Continuing our Fitbit challenges to promote physical activities and healthy lifestyles. The first quarter challenge goals are to lose 3% body weight and/or achieve 500,000 steps by April 8, 2022
- New committee formed: Service, Maintenance, and Building & Grounds Committee. The focus is to grant a venue for employees to bring concerns and ideas to the administration, as well as, to promote open communication between departments. Two meetings have been held.
- Focusing on open communication and cross department support, we have also introduced a suggestion box for team members to offer ideas. This box is located in the Bullpen, so all team members have access. Since the launch of this box in the beginning of January, we have had eight suggestions.
- SARTA supported two families of five this holiday season through the Adopt a Family program with the Salvation Army. Enough donations were collected to complete each family member's list. Through the gift collection, team members also donated food to help restock the Salvation Army's food pantry.

Training

- Starting February 7, 2022, FTA will require that all entry- level drivers of commercial motor vehicles complete training with a registered training provider. Submissions have already been provided and will be listed on their National Training Provider Registry once it goes live.
- Six (6) employees have tested since March of 2021. All obtained the Class B Commercial Drivers License.
- There are currently 4 CDL Coach Operators in training that will take their test on February 10, 2022.
- Scheduling for CDL testing is approximately 2-3 months out. This has caused us to change the the manner in which training is provided.
 - Drivers are being trained as NON-CDL Drivers and working on the Non CDL side for a month or two. CDL training resumes thereafter.
 - The new Federal requirments will require Operators to complete training prior to scheduling to be tested.

For Your Information





AdWheel Award

★ Presented to ★

Stark Area Regional Transit Authority

For

Best Partnership to Highlight Transit Needs/Funding

“SARTA/Canton Charge ‘Ohio Loves Transit’ Partnership”



AMERICAN PUBLIC TRANSPORTATION ASSOCIATION

2021



AdWheel Award

★ Presented to ★

Stark Area Regional Transit Authority

For

Best Social Media to Support Ridership

“SARTA Employee/Rider Thank You Campaign”

2021

AMERICAN PUBLIC TRANSPORTATION ASSOCIATION



Resolutions



Stark Area Regional Transit Authority

Resolution # _____, 2022

A Resolution Authorizing The Executive Director/CEO To Enter Into A Contract With Goodyear Tire And Rubber Company For The Lease, Supply, And Service Of Revenue Bus Tires From February 1, 2022 Thru January 31, 2023

Whereas, the Board of Trustees authorized the Executive Director/CEO to enter into a contract with Goodyear Tire and Rubber Company; and

Whereas, SARTA desires to enter into a contract with Goodyear Tire and Rubber Company to supply, lease, and service all tires on SARTA revenue buses; and

Whereas, the contract price will be based on tire size and the number of miles used; and

Whereas, year six (6) of this contract is priced at LT225/75R16-\$0.005324/mile, 305/85R22.5-\$0.009828/mile, 305/70R22.5-\$0.011128/mile, 275/70R22.5-\$0.010288/mile, 235/65R17-\$0.005290/mile, and a monthly service fee of \$3,218.00;

Now be it resolved by the Stark Area Regional Transit Authority Board of Trustees, that the Executive Director/CEO is authorized to enter into a contract with Goodyear Tire and Rubber Company for the lease, supply, and service of revenue bus tires.

Date

Board President

Secretary-Treasurer

Stark Area Regional Transit Authority

Resolution # _____, 2022

A Resolution To Authorize The Executive Director/CEO To Enter Into Agreement With WSP USA Inc. For Completion Of A Feasibility Study For Streetcar Services

Whereas, SARTA issued a request for proposals (RFP) for the study of the feasibility of implementing streetcar service as a supplement to the services already offered in the area; and

Whereas, WSP USA Inc. was selected during a request for proposals (RFP) process to complete a feasibility study for said streetcar services; and

Whereas, WSP USA Inc. has proposed completion within six (6) months; and

Whereas, WSP USA Inc. will be awarded a contract to perform said streetcar feasibility study not to exceed one hundred thousand dollars and zero cents (\$100,000.00);

Now be it resolved by the Stark Area Regional Transit Authority Board of Trustees, that the Executive Director/CEO be authorized to execute this agreement with WSP USA Inc. for the completion of the streetcar feasibility study.

Date

Board President

Secretary-Treasurer